



US00D938910S

(12) **United States Design Patent**
Abe et al.

(10) **Patent No.:** **US D938,910 S**
(45) **Date of Patent:** **** Dec. 21, 2021**

(54) **COIL COMPONENT**

(71) Applicant: **TDK CORPORATION**, Tokyo (JP)
(72) Inventors: **Shohei Abe**, Tokyo (JP); **Satoshi Sugimoto**, Tokyo (JP); **Tomoaki Nonaka**, Tokyo (JP); **Shinichi Sasaki**, Tokyo (JP)

(73) Assignee: **TDK CORPORATION**, Tokyo (JP)

(**) Term: **15 Years**

(21) Appl. No.: **29/668,819**

(22) Filed: **Nov. 2, 2018**

(30) **Foreign Application Priority Data**

May 9, 2018 (JP) 2018-010088
May 9, 2018 (JP) 2018-010090
May 9, 2018 (JP) 2018-010093

(51) **LOC (13) Cl.** **13-02**

(52) **U.S. Cl.**
USPC **D13/110**

(58) **Field of Classification Search**
USPC D13/101, 117, 118, 133, 179, 183, 199;
D15/199
CPC H01F 27/04; H01F 27/24; H01F 27/26;
H01F 27/28; H01F 27/29; H01F 27/30;
H01F 27/34; H01F 27/006; H01F 27/292;
H01F 27/325; H01F 38/08; H01F 17/04;
H01F 17/045; H01F 37/00; H01F 5/02;
H02M 3/28; H03H 7/427
See application file for complete search history.

(56) **References Cited**

U.S. PATENT DOCUMENTS

9,978,501 B2 * 5/2018 Jeong H01F 41/0233
10,256,037 B2 * 4/2019 Sasaki H01F 17/0013
10,388,453 B2 * 8/2019 Igarashi H01F 27/2823
10,454,235 B2 * 10/2019 Murakami H01F 27/2828

(Continued)

FOREIGN PATENT DOCUMENTS

JP D1527921 S 7/2015
JP D1527922 S 7/2015

(Continued)

OTHER PUBLICATIONS

Coil Component. (Design—© Questel) orbit.com. [Online PDF compilation of references] 32 pgs. Print Dates Range Mar. 6, 2020-Jun. 26, 2000. [Retrieved May 21, 2021].*

(Continued)

Primary Examiner — Manpreet S Matharu

Assistant Examiner — Suzanne E Tisdell

(74) *Attorney, Agent, or Firm* — Oliff PLC

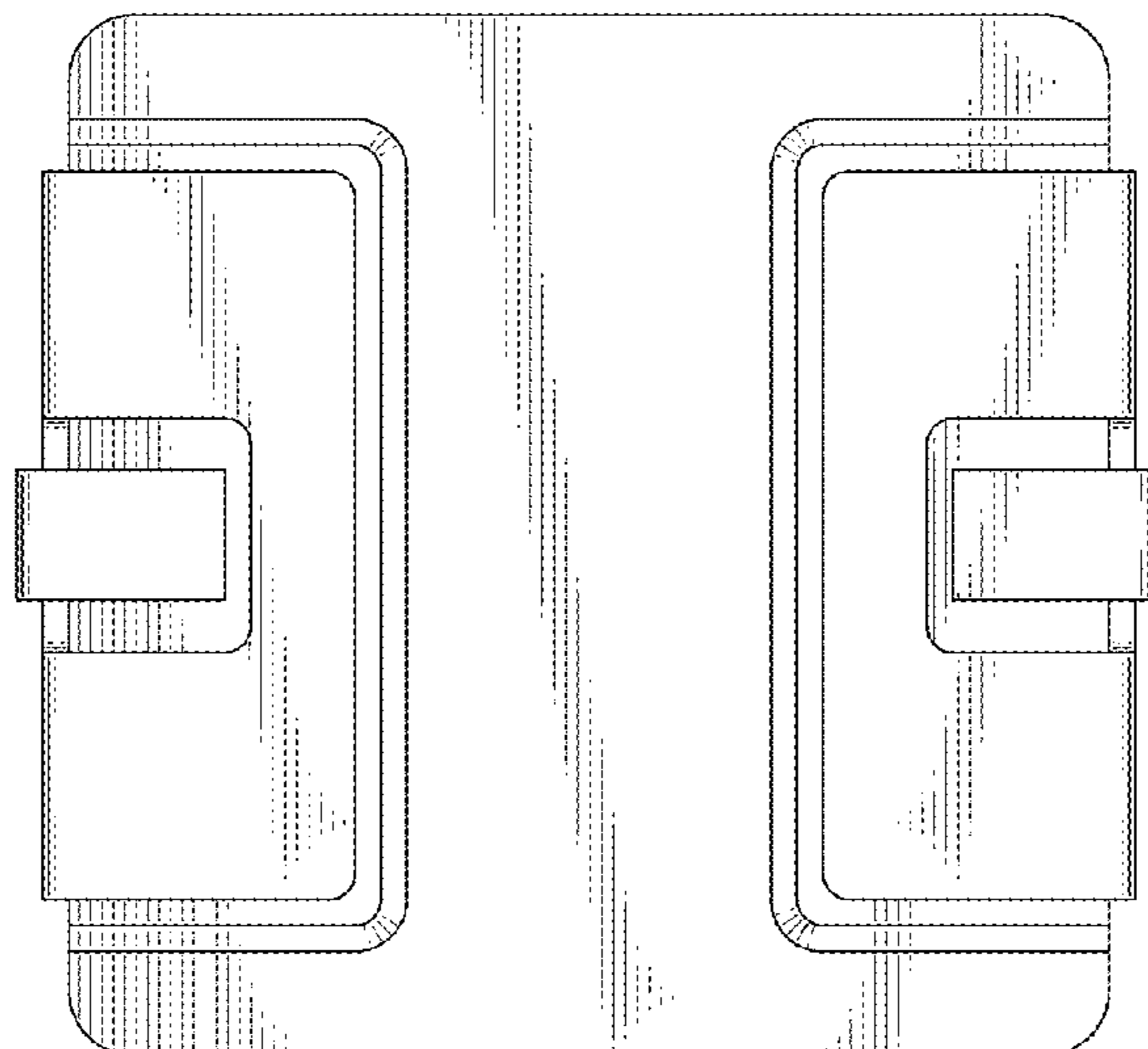
(57) **CLAIM**

The ornamental design for a coil component, as shown and described.

DESCRIPTION

FIG. 1 is a front elevational view of a first embodiment of a coil component, showing the new design, the rear elevational view (not provided) being a mirror image thereof; FIG. 2 is a left-side elevational view thereof; FIG. 3 is a right-side elevational view thereof; FIG. 4 is a top plan view thereof; and FIG. 5 is a bottom plan view thereof. FIG. 6 is a front elevational view of a second embodiment of a coil component, showing the new design, the rear elevational view (not provided) being a mirror image thereof; FIG. 7 is a left-side elevational view thereof; FIG. 8 is a right-side elevational view thereof; FIG. 9 is a top plan view thereof; and, FIG. 10 is a bottom plan view thereof.

1 Claim, 6 Drawing Sheets



(56)

References Cited

U.S. PATENT DOCUMENTS

10,546,692 B2 * 1/2020 Sawada H01G 4/232
 10,559,413 B2 * 2/2020 Yoon H01F 27/06
 10,580,567 B2 * 3/2020 Lee H01F 27/292
 10,607,765 B2 * 3/2020 Yoon H05K 1/181
 10,607,769 B2 * 3/2020 Jeong H01F 27/292
 10,614,947 B2 * 4/2020 Nakano H01F 27/292
 10,629,365 B2 * 4/2020 Sim H01F 27/292
 10,636,562 B2 * 4/2020 Kim H01F 41/041
 10,770,219 B2 * 9/2020 Kawasaki H01F 27/292
 10,777,342 B2 * 9/2020 Arai H01F 41/0233
 10,811,183 B2 * 10/2020 Araki H01F 27/29
 D901,384 S * 11/2020 Yasuda D13/117
 10,832,855 B2 * 11/2020 Okura H01F 41/041
 10,840,010 B2 * 11/2020 Fujii H01F 27/2804
 10,848,119 B2 * 11/2020 Oide H01G 4/40
 10,861,638 B2 * 12/2020 Igarashi H01F 27/2823
 10,872,718 B2 * 12/2020 Hamano H01F 5/06
 D910,561 S * 2/2021 Yasuda D13/117

FOREIGN PATENT DOCUMENTS

JP D1531133 S 8/2015
 JP D1531610 S 8/2015

OTHER PUBLICATIONS

“Inductors: 3D Transponder Coils for 22 kHz With High Sensitivity.” Mar. 8, 2018. TDK Electronics, <https://www.tdk-electronics.tdk.com/en/373388/company/press-center/press-releases/press-releases/inductors-3d-transponder-coils-for-22-khz-with-high-sensitivity/2197712>.*

“TDK Inductors: 3D Transponder Coils for 22 kHz with High Sensitivity.” Sep. 3, 2018. Passive Components, <https://passive-components.eu/tdk-inductors-3d-transponder-coils-for-22-khz-with-high-sensitivity/>.*

* cited by examiner

Fig. 1

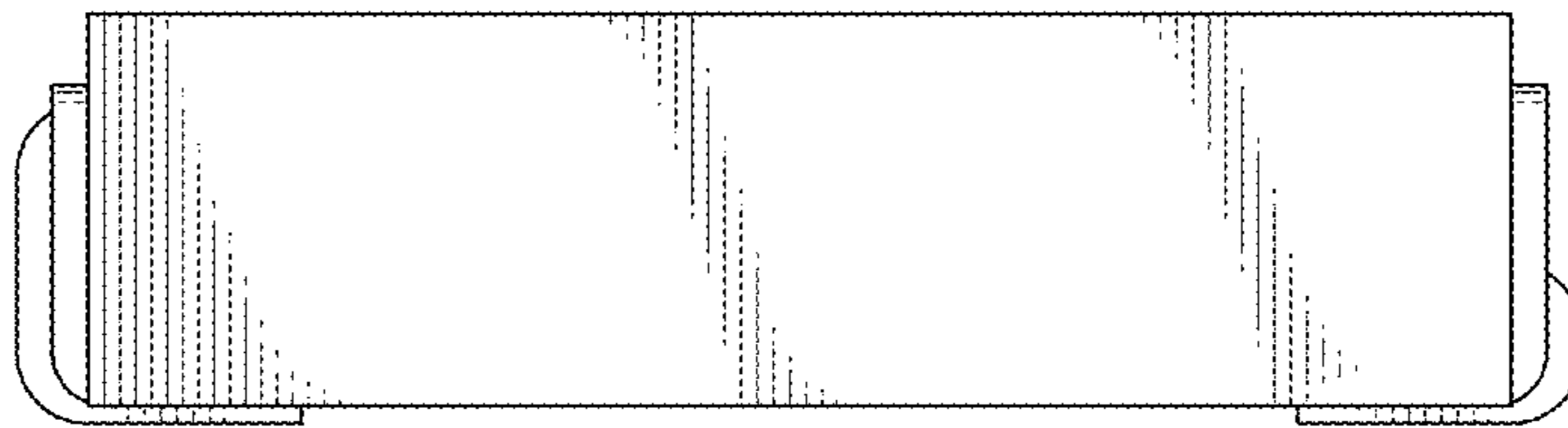


Fig. 2

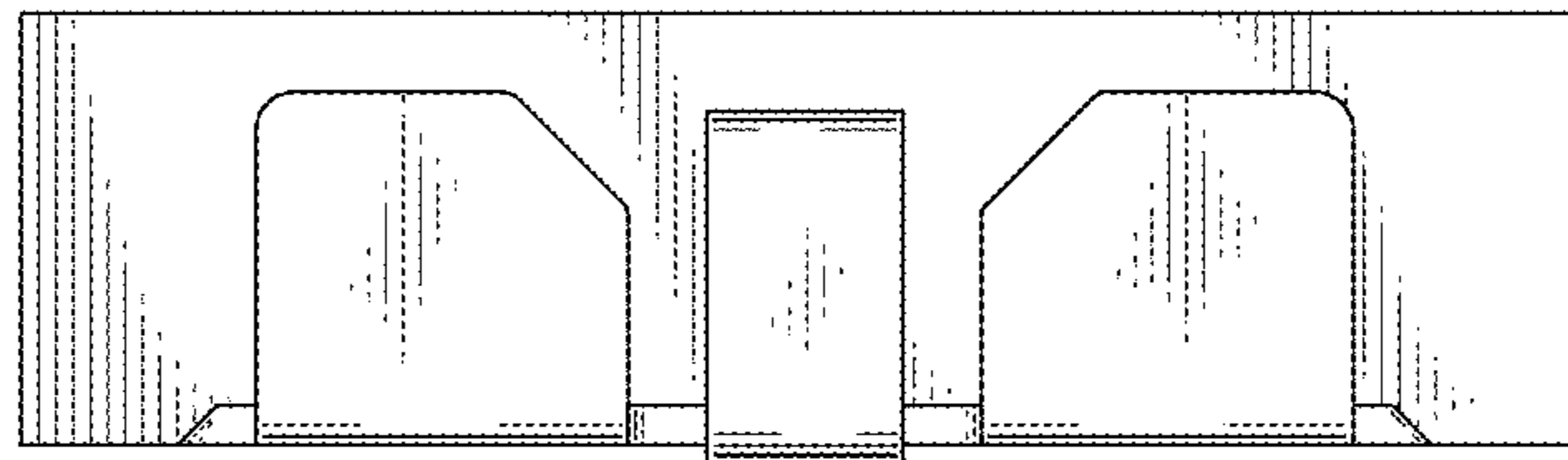


Fig. 3

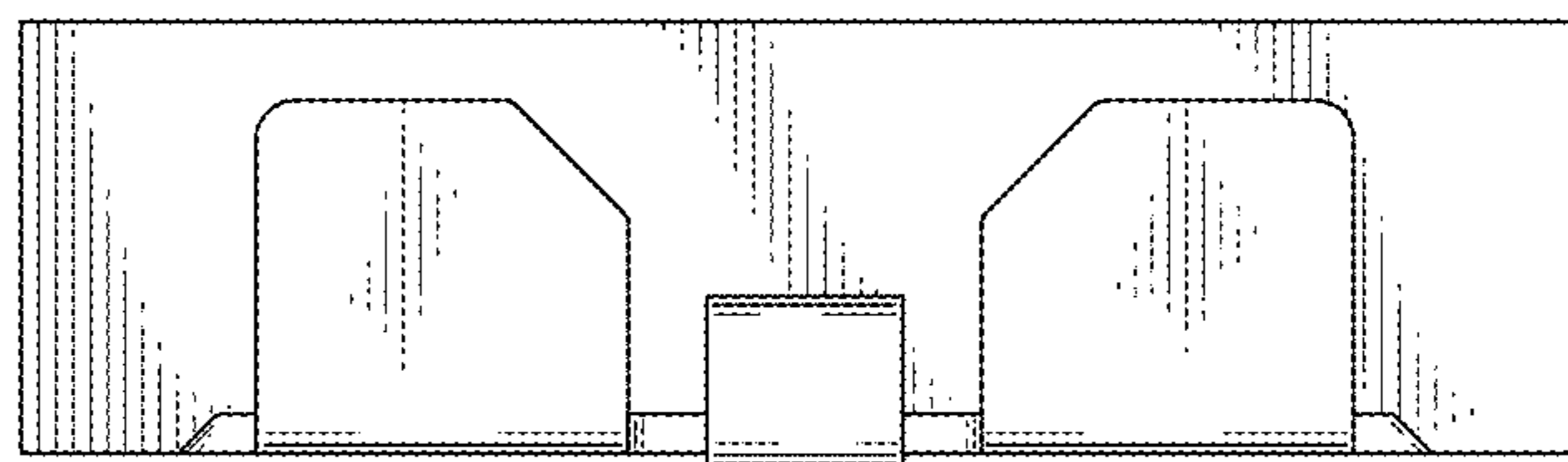


Fig. 4

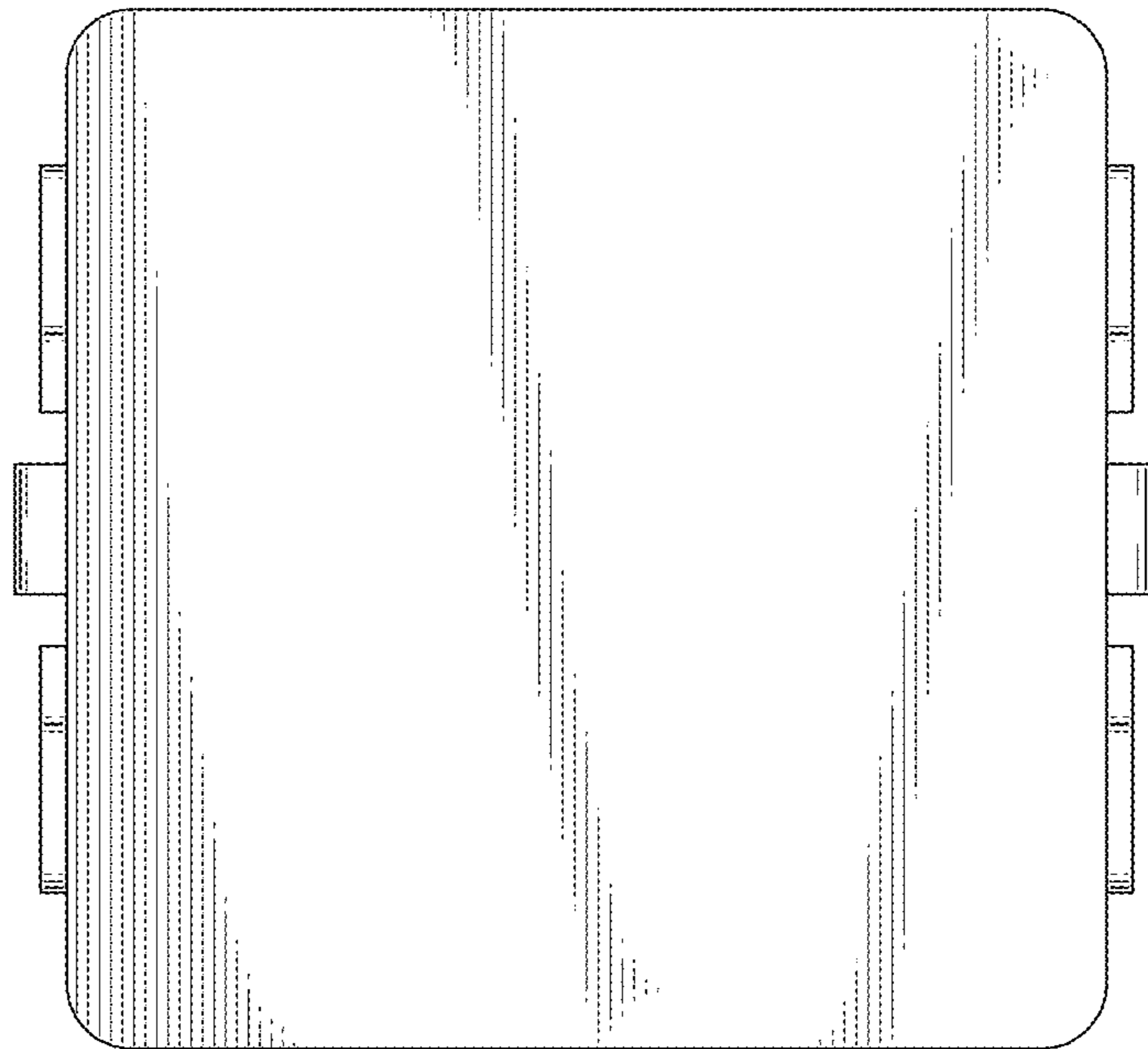


Fig. 5

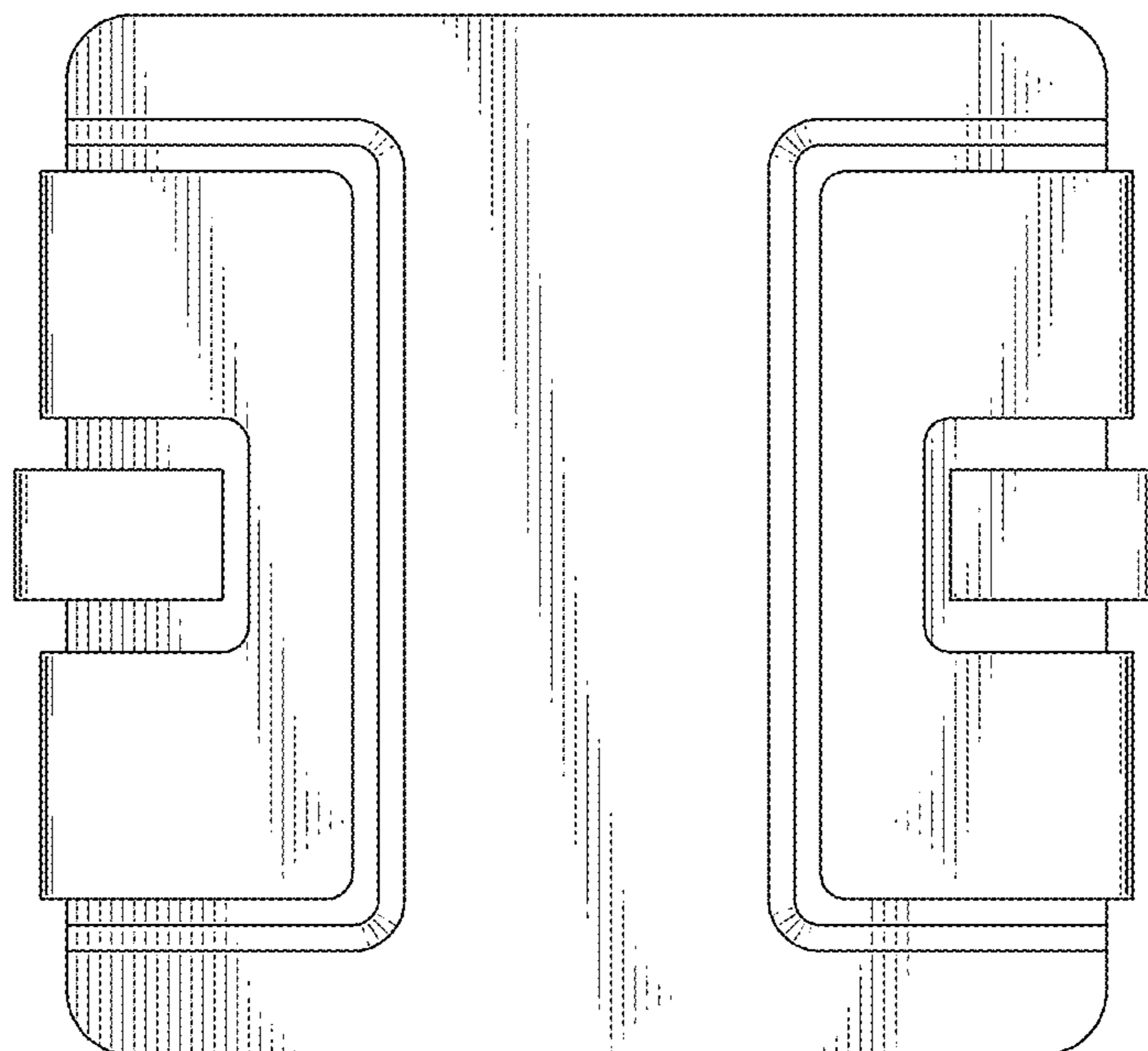


Fig. 6

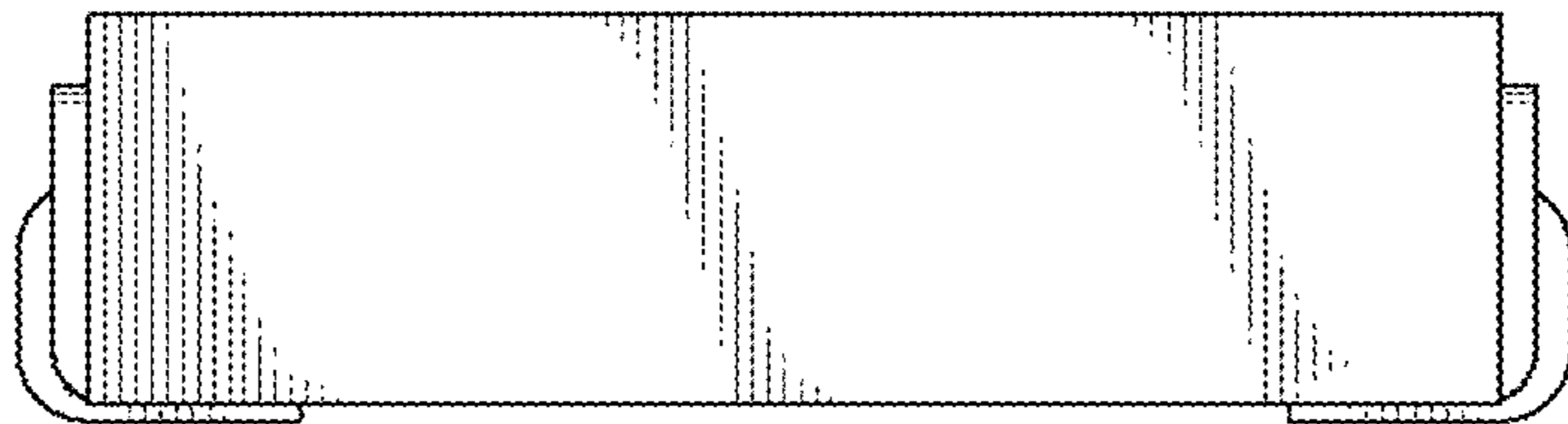


Fig. 7

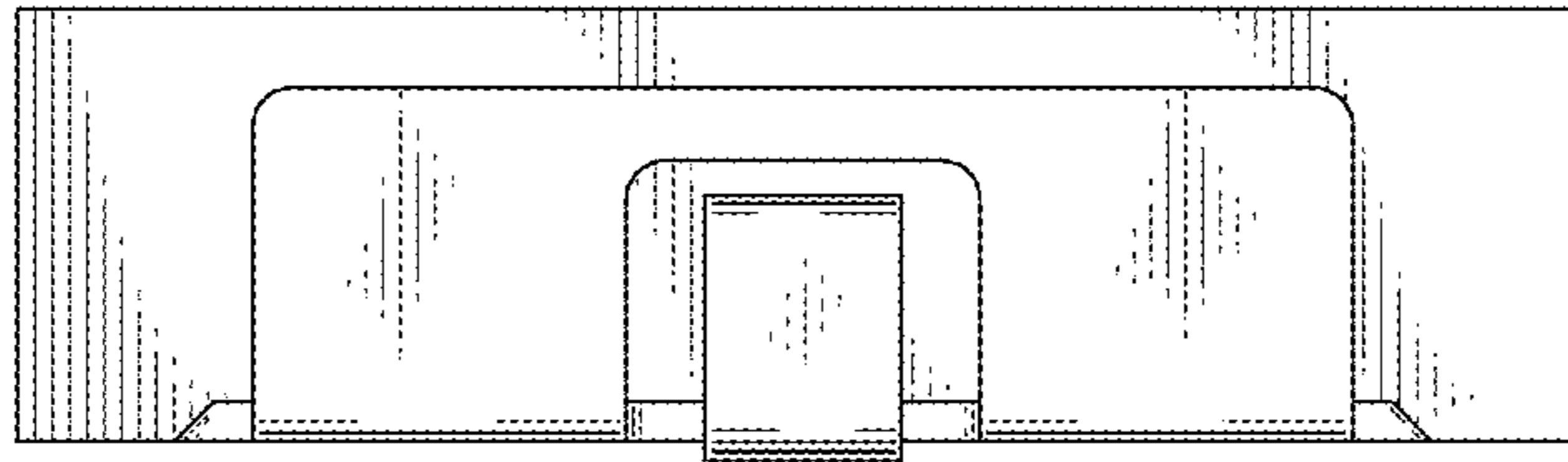


Fig. 8

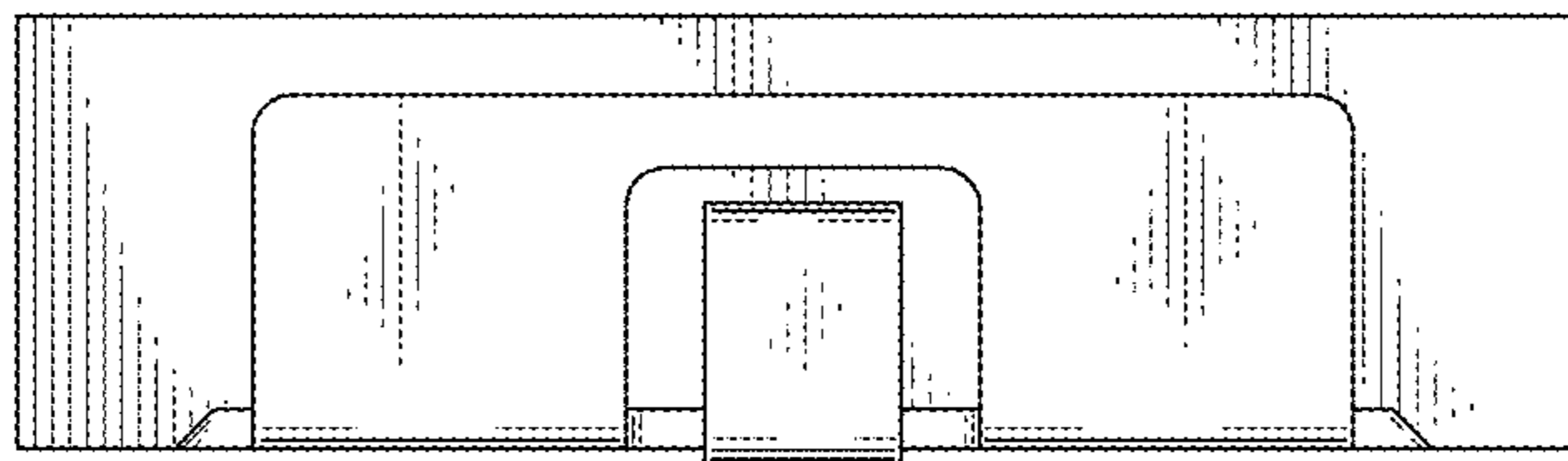


Fig. 9

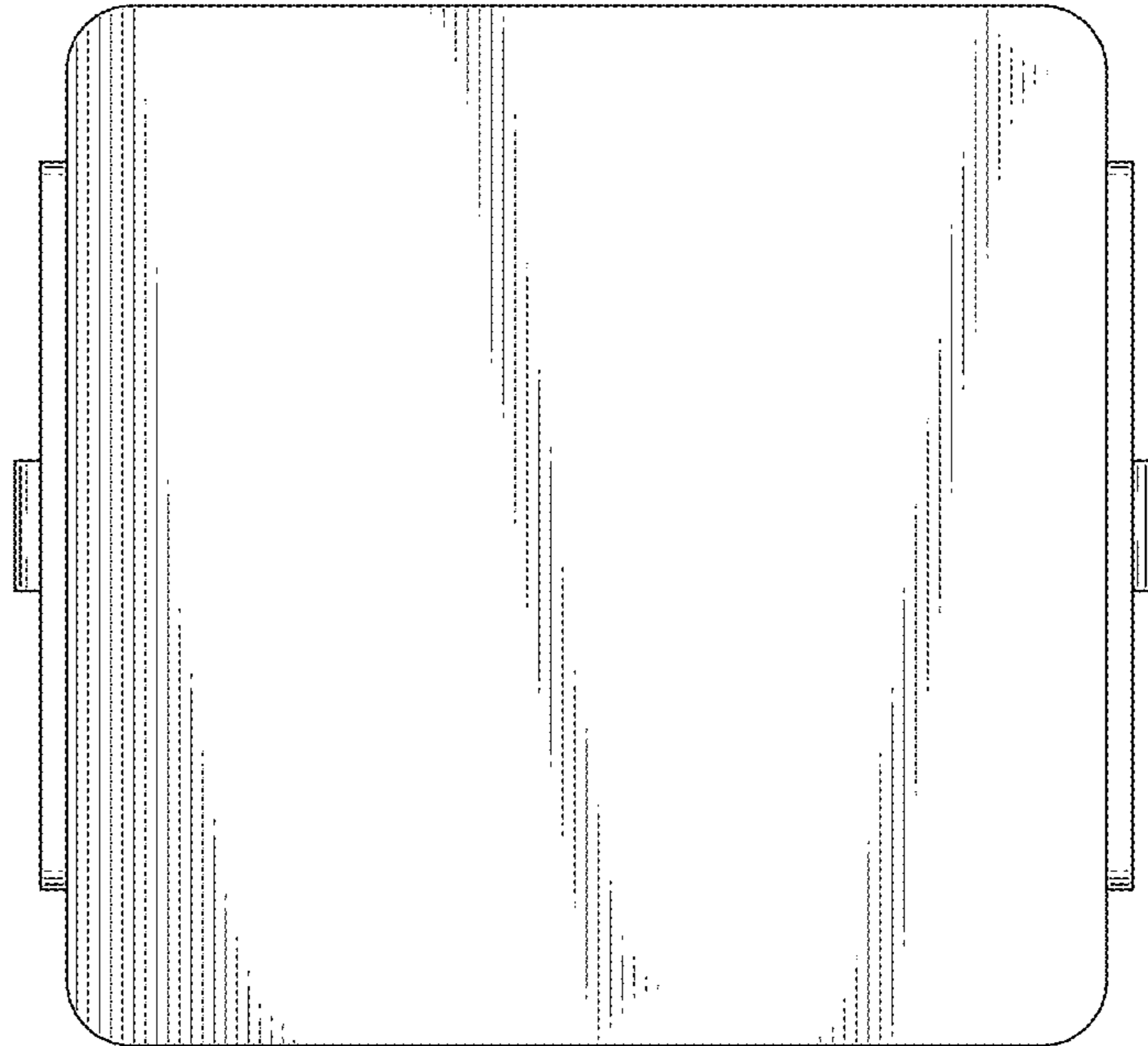


Fig. 10

