



US00D938893S

(12) **United States Design Patent**  
**Huang**

(10) **Patent No.:** **US D938,893 S**

(45) **Date of Patent:** **\*\* Dec. 21, 2021**

(54) **CAR HEADREST HOOK**

(71) Applicant: **XIAMEN SUPEIRUIAO IMPORT AND EXPORT TRADE CO., LTD.**,  
Xiamen (CN)

(72) Inventor: **Shaodong Huang**, Sanming (CN)

(73) Assignee: **XIAMEN SUPEIRUIAO IMPORT AND EXPORT TRADE CO., LTD.**,  
Xiamen (CN)

(\*\*) Term: **15 Years**

(21) Appl. No.: **29/776,334**

(22) Filed: **Mar. 29, 2021**

(51) **LOC (13) Cl.** ..... **12-16**

(52) **U.S. Cl.**  
USPC ..... **D12/416**

(58) **Field of Classification Search**  
USPC ..... D12/415, 417-419, 423; D6/513, 514,  
D6/611, 553, 556, 559; D7/601-602,  
D7/605-607; D3/216, 217, 319  
CPC .... B65D 33/00; B64D 11/0636; B60N 3/004;  
B60R 7/14; B60R 7/08  
See application file for complete search history.

(56) **References Cited**

**U.S. PATENT DOCUMENTS**

D753,988 S \* 4/2016 Jiang ..... D8/370  
D760,866 S \* 7/2016 Monteleone ..... D22/134

D800,537 S \* 10/2017 Harris ..... D8/354  
D812,712 S \* 3/2018 Stark ..... D22/134  
D838,163 S \* 1/2019 Sims ..... D8/370  
D885,873 S 6/2020 Deng  
D885,876 S \* 6/2020 Strothmann ..... D8/395  
D886,668 S \* 6/2020 Barker ..... D11/218  
D888,612 S \* 6/2020 Spater ..... D11/218  
D899,234 S 10/2020 Chen  
D903,651 S \* 12/2020 Prince ..... D14/253  
D911,046 S \* 2/2021 DiLorenzo ..... D6/326  
D917,791 S \* 4/2021 Cantwell ..... D30/119  
D920,591 S \* 5/2021 Jorgensen ..... D30/119  
D931,188 S \* 9/2021 Yang ..... D12/416

\* cited by examiner

*Primary Examiner* — Katrina A Betton

(57) **CLAIM**

The ornamental design for a car headrest hook, as shown and described.

**DESCRIPTION**

FIG. 1 is a perspective view of a car headrest hook showing my new design;  
FIG. 2 is another perspective view thereof;  
FIG. 3 is a front elevational view thereof;  
FIG. 4 is a rear elevational view thereof;  
FIG. 5 is a left side elevational view thereof;  
FIG. 6 is a right side elevational view thereof;  
FIG. 7 is a top plan view thereof; and,  
FIG. 8 is a bottom plan view thereof.

**1 Claim, 8 Drawing Sheets**






FIG. 1

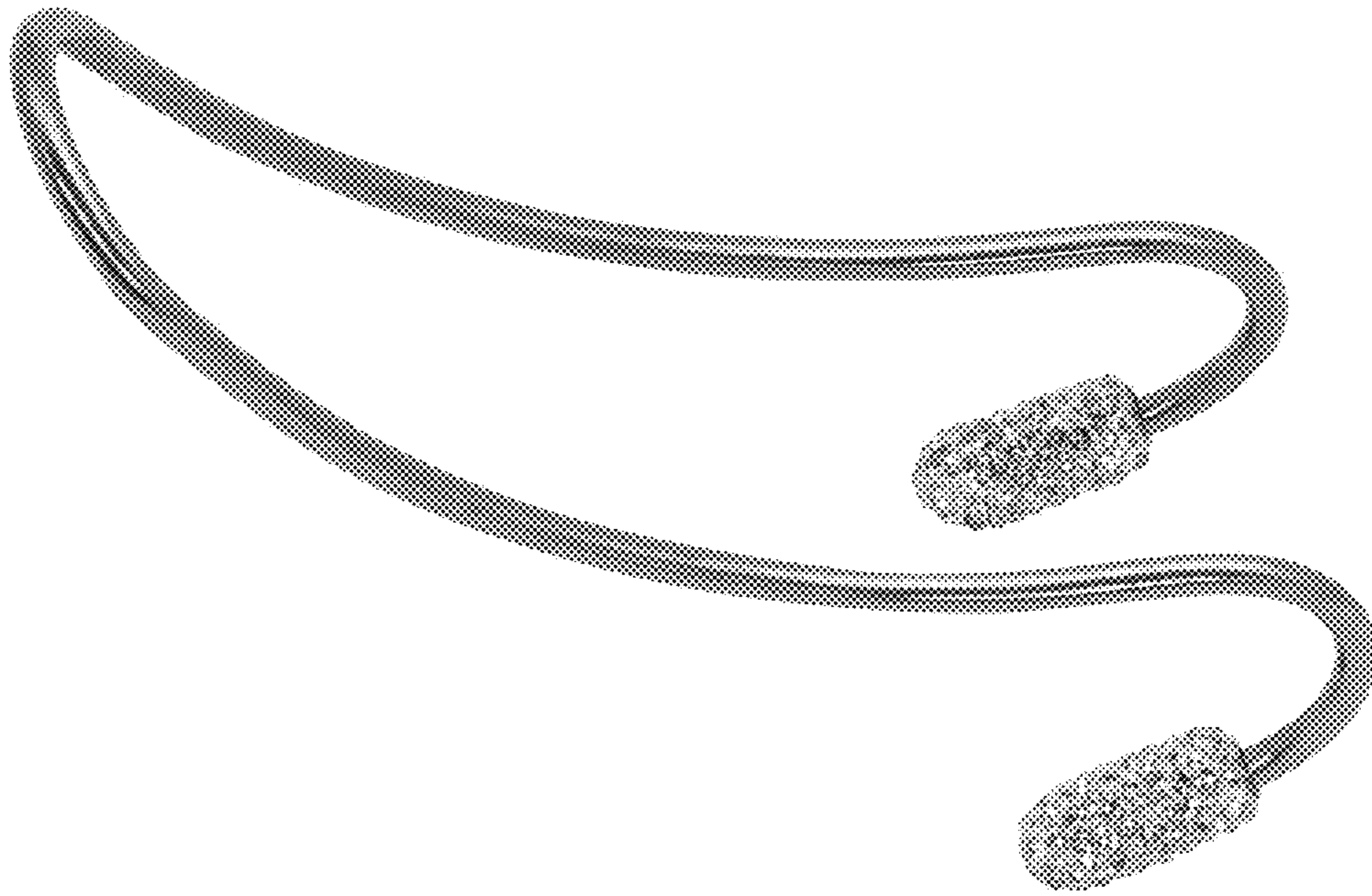


FIG. 2



FIG. 3




FIG. 4




FIG. 5




FIG. 6



FIG. 7



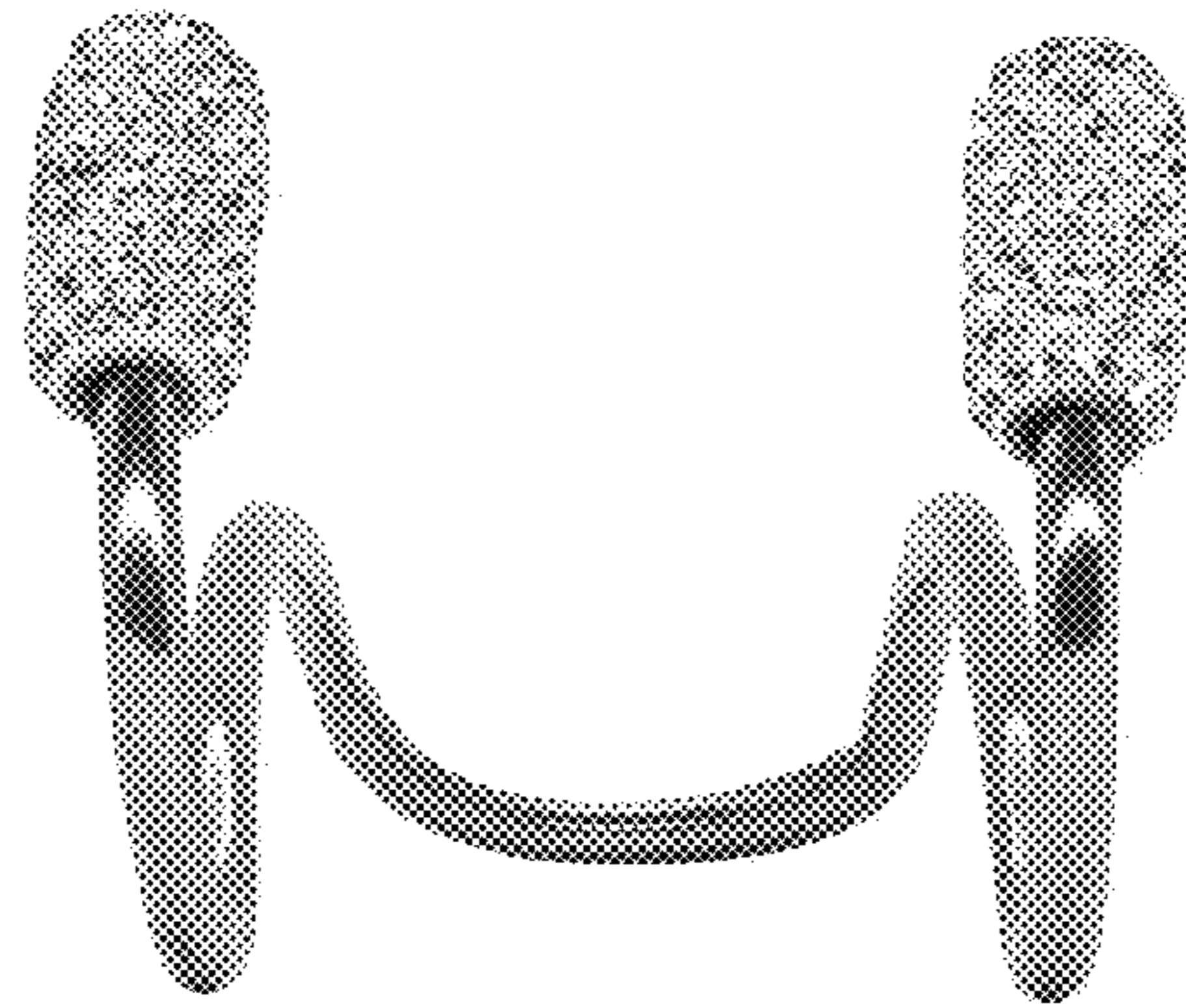


FIG. 8