



US00D938886S

(12) **United States Design Patent** (10) **Patent No.:** **US D938,886 S**
Zou (45) **Date of Patent:** **** Dec. 21, 2021**

(54) **CAR CONSOLE LINER**
(71) Applicant: **Wei Zou**, Hubei Province (CN)
(72) Inventor: **Wei Zou**, Hubei Province (CN)
(**) Term: **15 Years**
(21) Appl. No.: **29/794,209**
(22) Filed: **Jun. 10, 2021**
(51) **LOC (13) Cl.** **12-16**
(52) **U.S. Cl.**
USPC **D12/221**
(58) **Field of Classification Search**
USPC D12/221, 98, 203
CPC B60N 3/04; B60R 13/01; B60R 7/04
See application file for complete search history.

D798,796 S * 10/2017 Yang D12/331
D848,920 S * 5/2019 Champney D12/203
D890,073 S 7/2020 Milhoan
D904,966 S * 12/2020 Milhoan D12/221
D921,557 S * 6/2021 Milhoan D12/221

* cited by examiner

Primary Examiner — Katrina A Betton

(57) **CLAIM**

The ornamental design for a car console liner, as shown and described.

DESCRIPTION

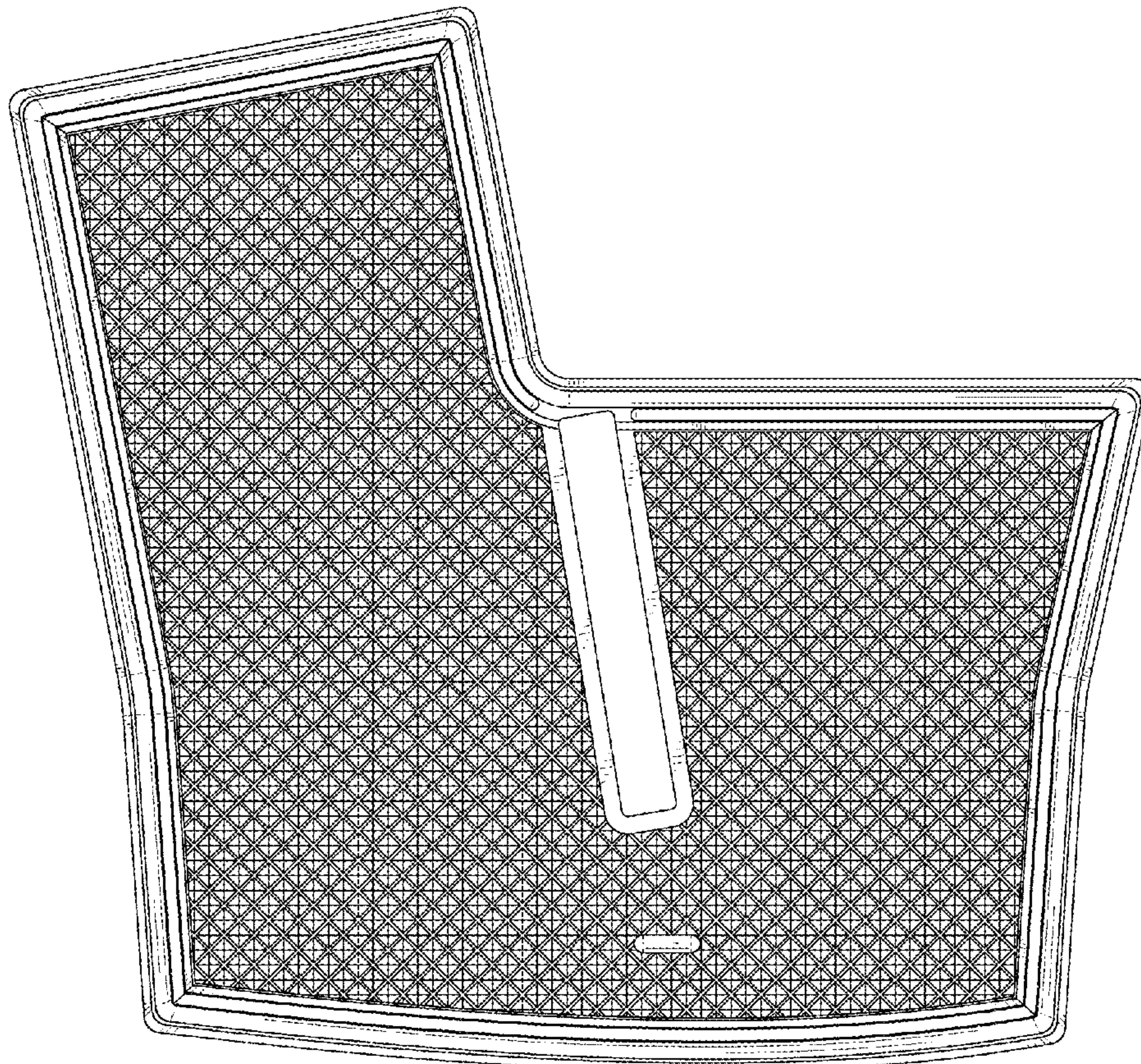
FIG. 1 is a front and top perspective view of a car console liner, showing my new design;
FIG. 2 is a rear and bottom perspective view thereof;
FIG. 3 is a front elevation view thereof;
FIG. 4 is a rear elevation view thereof;
FIG. 5 is a left side elevation view thereof;
FIG. 6 is a right side elevation view thereof;
FIG. 7 is a top plan view thereof;
FIG. 8 is a bottom plan view thereof;
FIG. 9 is an enlarged view of a portion labeled, 'FIG. 9' in FIG. 1; and,
FIG. FIG. 10 is another perspective view thereof, shown in a using position.
The dashed broken lines in FIG. 10 illustrate environmental structure and form no part of the claimed design. The dash dot dash lines in FIGS. 1 and 9-10 represent boundaries and form no part of the claimed design.

(56) **References Cited**

U.S. PATENT DOCUMENTS

D486,439 S * 2/2004 Green D12/221
D499,064 S * 11/2004 Hall D12/221
D562,751 S * 2/2008 Lu D12/203
D644,979 S * 9/2011 Wenrick D12/221
D673,490 S * 1/2013 Koblenzer D12/203
D718,697 S * 12/2014 Koblenzer D12/221
D733,022 S * 6/2015 Chang D12/203
D734,232 S * 7/2015 Chang D12/203
D734,700 S * 7/2015 Chang D12/203

1 Claim, 10 Drawing Sheets



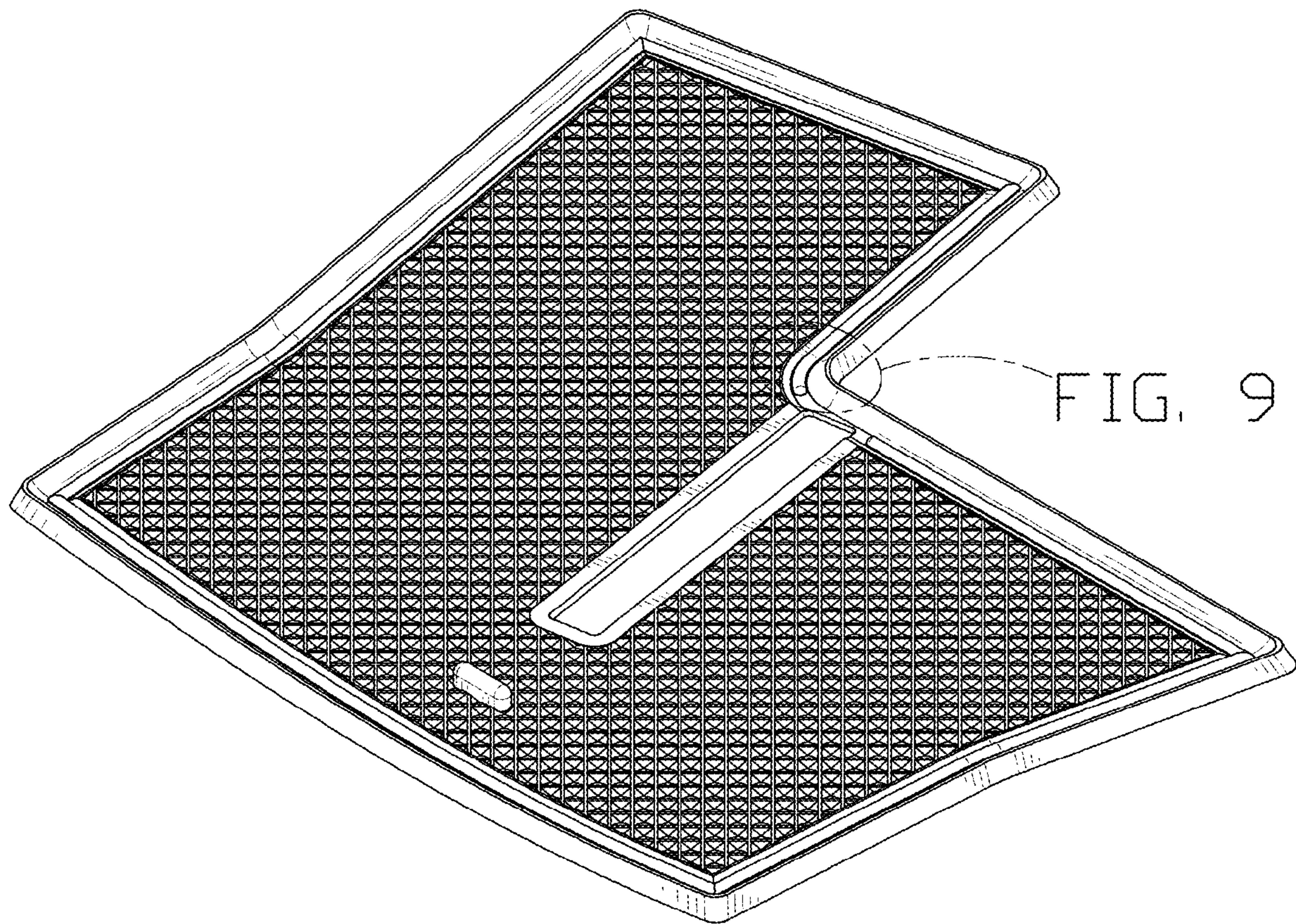


FIG. 1




FIG. 2

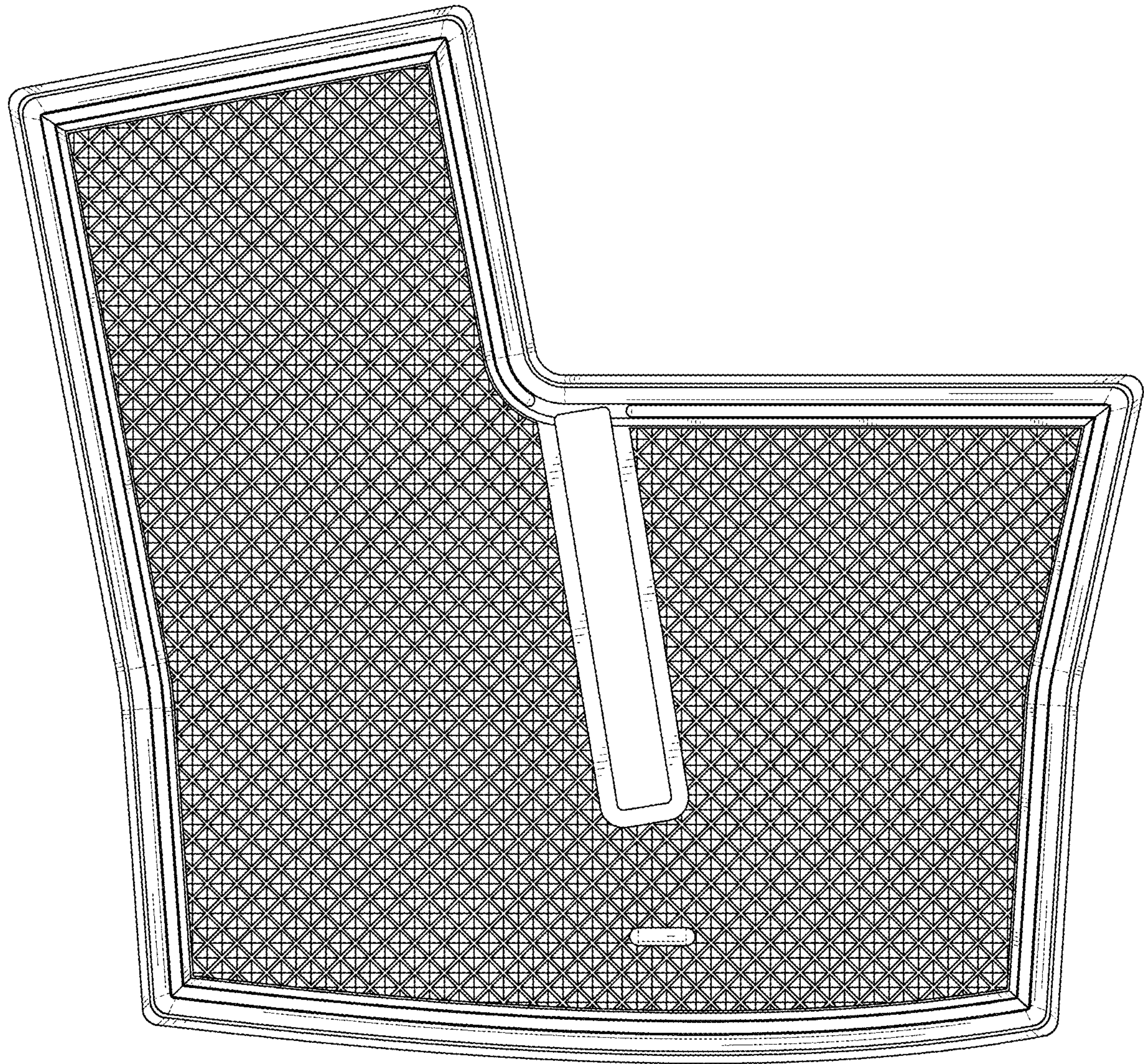


FIG. 3




FIG. 4

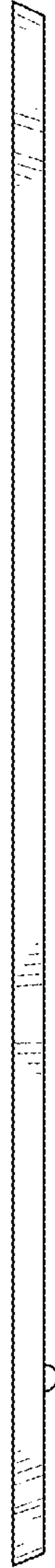


FIG. 5

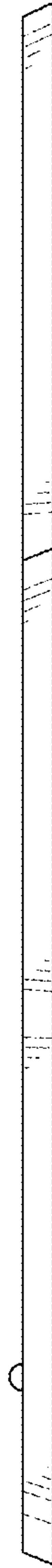


FIG. 6



FIG. 7




FIG. 8

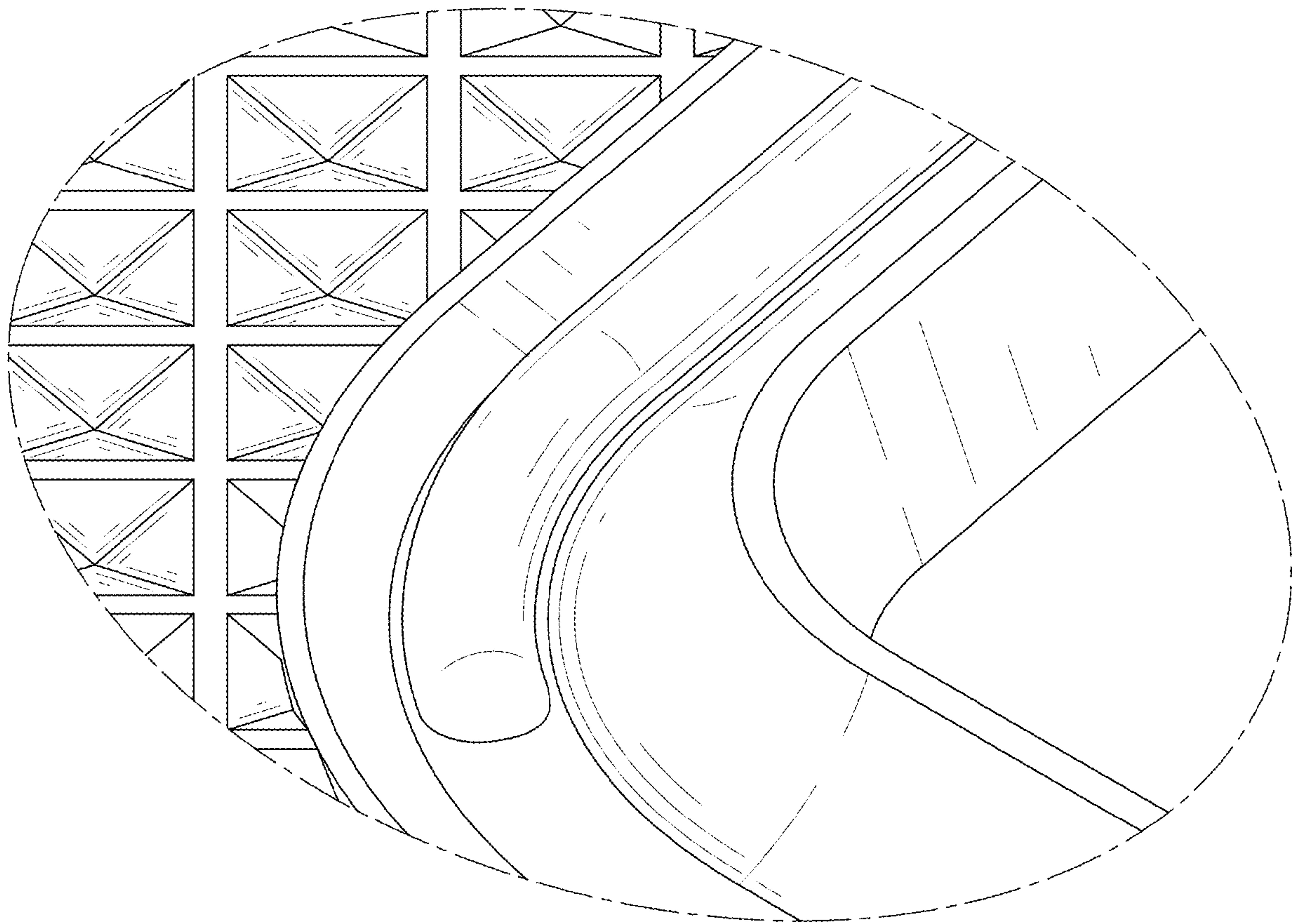


FIG. 9

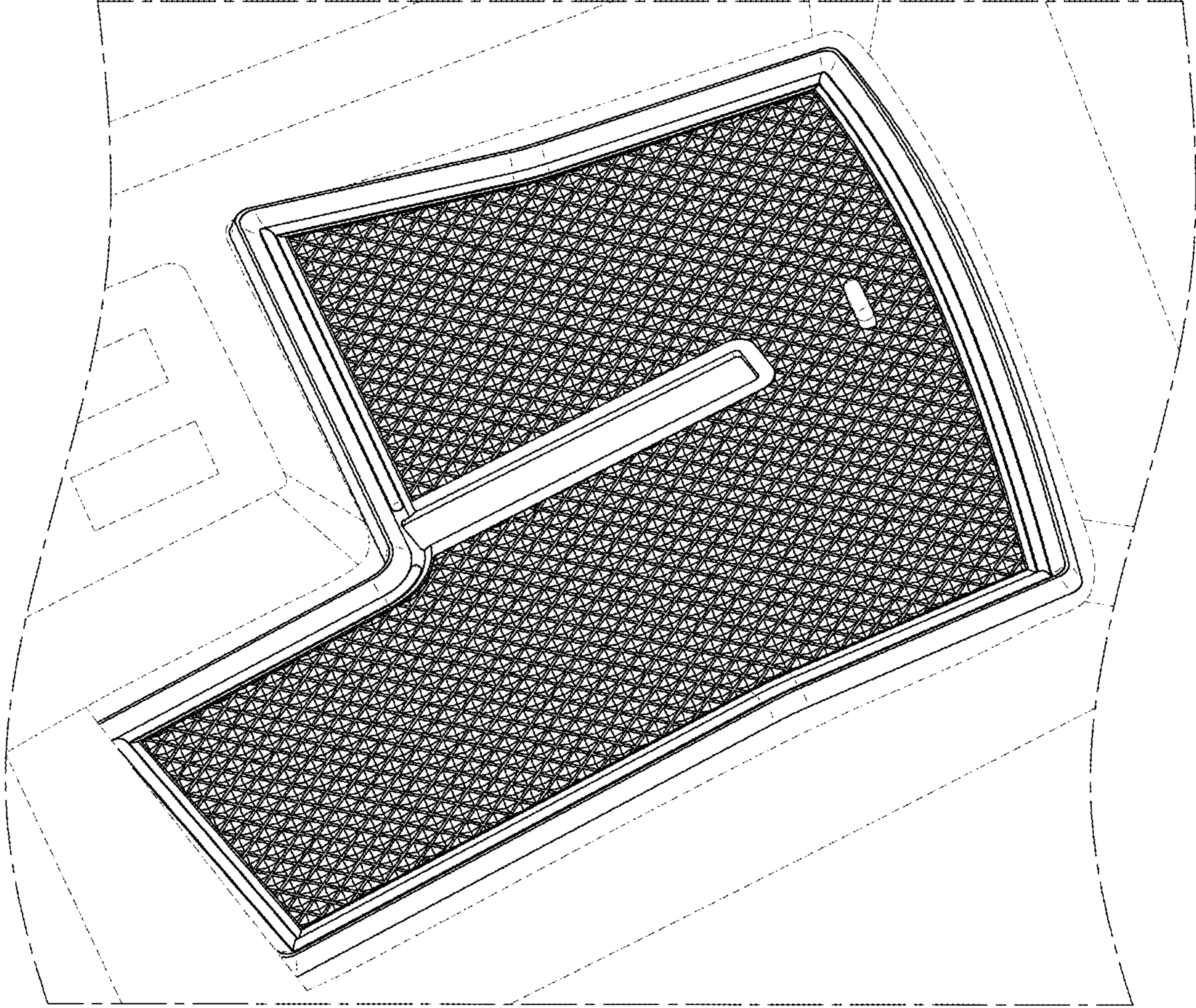


FIG. 10