



US00D938884S

(12) **United States Design Patent**
Groth

(10) **Patent No.:** **US D938,884 S**

(45) **Date of Patent:** **** Dec. 21, 2021**

- (54) **WHEEL TRIM FOR A VEHICLE**
- (71) Applicant: **Bayerische Motoren Werke Aktiengesellschaft, Munich (DE)**
- (72) Inventor: **Kristian Groth, Munich (DE)**
- (73) Assignee: **Bayerische Motoren Werke Aktiengesellschaft, Munich (DE)**

(**) Term: **15 Years**

(21) Appl. No.: **29/727,432**

(22) Filed: **Mar. 11, 2020**

(30) **Foreign Application Priority Data**

Sep. 18, 2019 (DE) 402019101017.3

(51) **LOC (13) Cl.** **12-16**

(52) **U.S. Cl.**
USPC **D12/213**

(58) **Field of Classification Search**
USPC D12/204-213; D21/563
CPC B60B 7/00; B60B 7/02; B60B 7/04; B60B 7/01; B60B 7/06; B60B 3/02; B60B 3/04; B60B 3/06; B60B 3/10; B60B 1/00; B60B 1/08; B60B 1/10; B60B 1/12
See application file for complete search history.

(56) **References Cited**

U.S. PATENT DOCUMENTS

- D642,107 S * 7/2011 Peschiutta D12/213
- D669,412 S * 10/2012 Le Grice D12/213

- D680,050 S * 4/2013 Peschiutta D12/213
- D736,137 S * 8/2015 Chung D12/213
- D755,107 S * 5/2016 Tanaka D12/213
- D786,167 S * 5/2017 Chung D12/213
- D786,168 S * 5/2017 Chung D12/213
- D792,317 S * 7/2017 Chung D12/213
- D794,533 S * 8/2017 Chung D12/213
- D833,363 S * 11/2018 Chung D12/213

* cited by examiner

Primary Examiner — Stacia A Cadmus

(74) *Attorney, Agent, or Firm* — Crowell & Moring LLP

(57) **CLAIM**


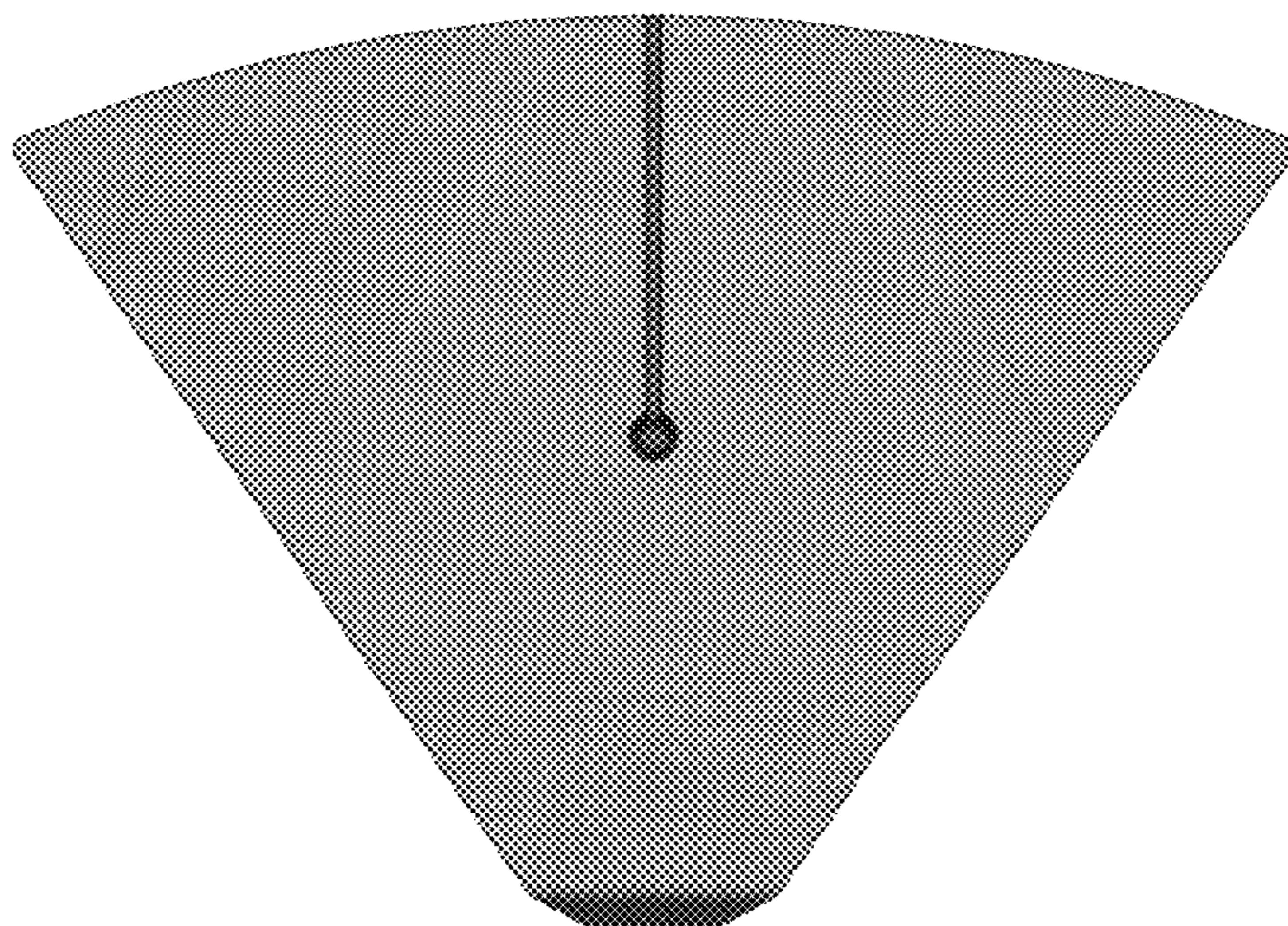
The ornamental design for a wheel trim for a vehicle, as shown and described.

DESCRIPTION

FIG. 1 is a front view of a wheel trim for a vehicle according to the design;
 FIG. 2 is a right, top perspective view thereof;
 FIG. 3 is a left, bottom perspective view thereof;
 FIG. 4 is a left side view thereof;
 FIG. 5 is a right side view thereof;
 FIG. 6 is a top view thereof; and,
 FIG. 7 is a bottom view thereof.

In the drawings the broken lines depict portions of the wheel trim for a vehicle that form no part of the claimed design.

1 Claim, 7 Drawing Sheets



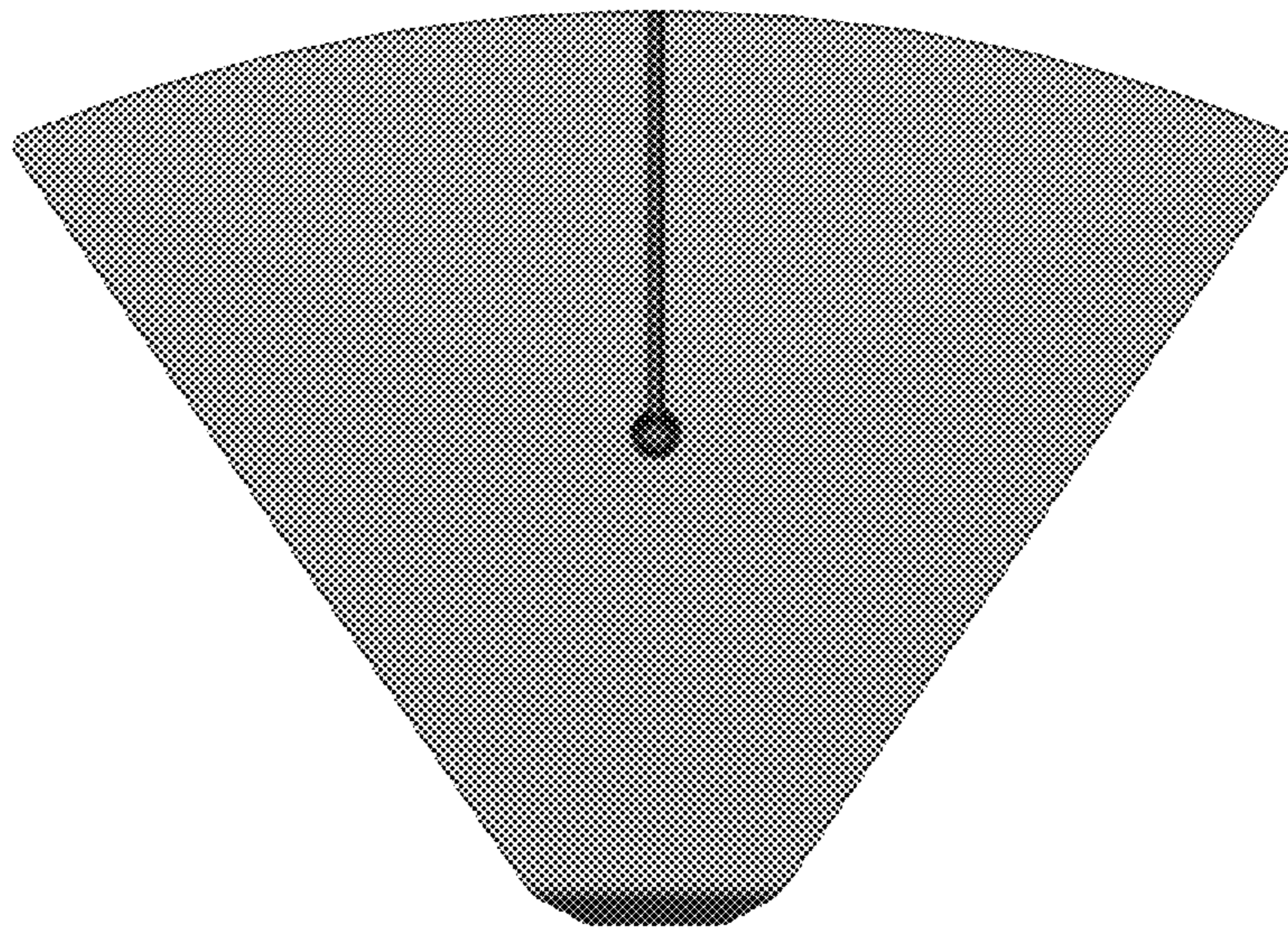


FIG. 1

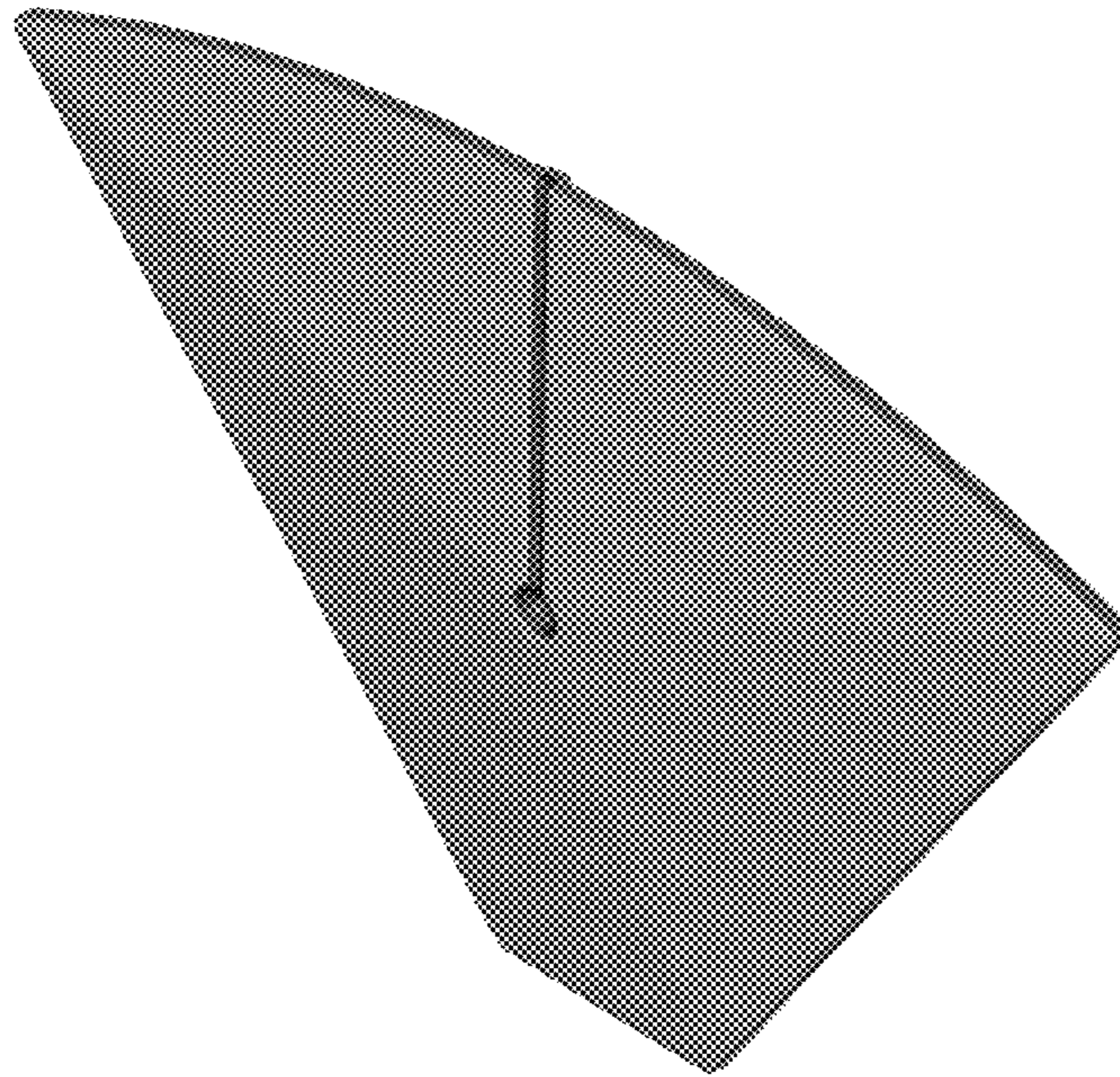


FIG. 2




FIG. 3

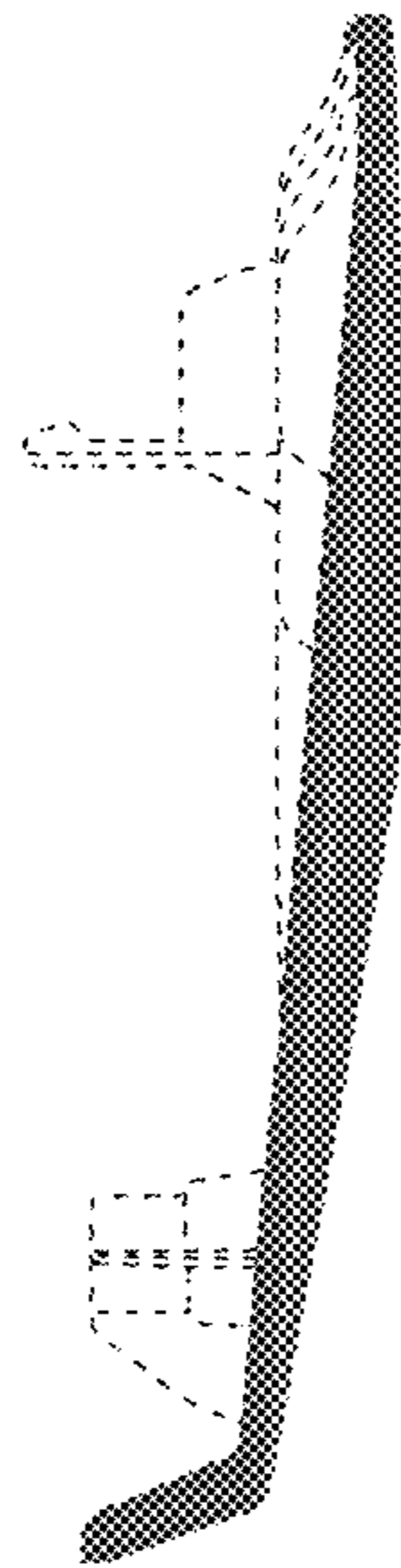


FIG. 4

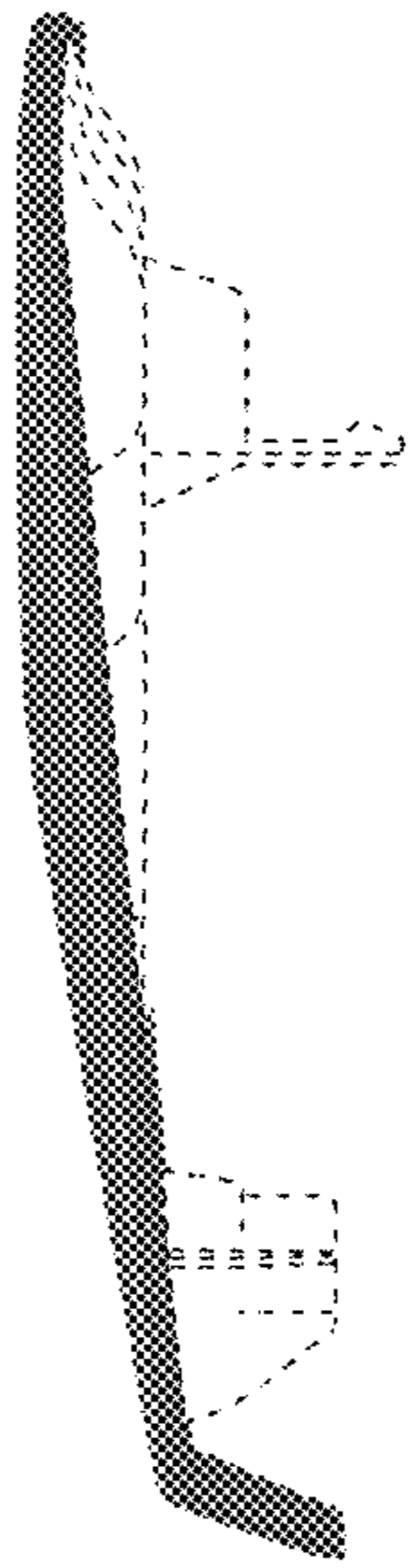


FIG. 5

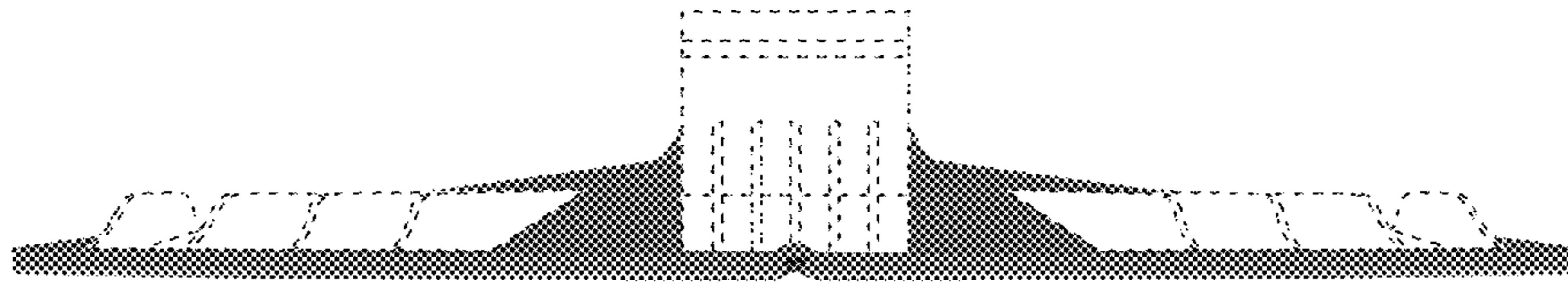


FIG. 6

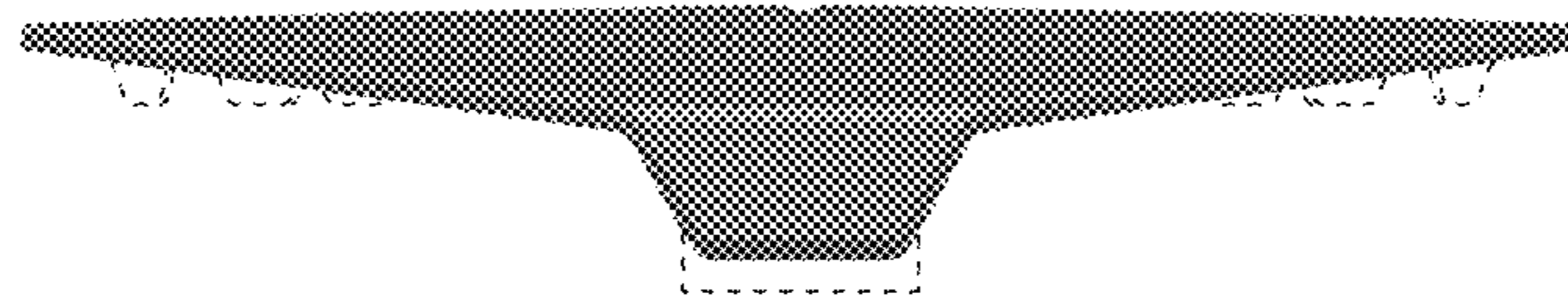


FIG. 7