



US00D938873S

(12) **United States Design Patent** (10) **Patent No.:** **US D938,873 S**
Yamaji (45) **Date of Patent:** **** Dec. 21, 2021**

(54) **FRONT FENDER FOR AN AUTOMOBILE**
(71) Applicant: **TOYOTA JIDOSHA KABUSHIKI KAISHA**, Toyota (JP)
(72) Inventor: **Masayuki Yamaji**, Miyoshi (JP)
(73) Assignee: **TOYOTA JIDOSHA KABUSHIKI KAISHA**
(**) Term: **15 Years**

D659,059 S * 5/2012 Elmitt D12/190
D748,548 S * 2/2016 Battams D12/190
9,321,363 B2 * 4/2016 Yamamaru H01R 13/6272
D756,855 S * 5/2016 Leetz D12/163
D763,152 S * 8/2016 Frascella D12/190
D787,395 S * 5/2017 Curic D12/181
D800,027 S * 10/2017 Jensen D12/163
D807,264 S * 1/2018 Henstridge D12/190
9,855,901 B1 * 1/2018 Reiners B60K 15/04
10,059,224 B2 * 8/2018 Mauter B60L 53/62
D849,632 S * 5/2019 Tovey D12/197
D854,474 S * 7/2019 Grand D12/190

(Continued)

(21) Appl. No.: **29/740,572**
(22) Filed: **Jul. 6, 2020**

FOREIGN PATENT DOCUMENTS

(30) **Foreign Application Priority Data**

CN 110053673 A * 7/2019
CN 210634400 U * 5/2020

(Continued)

Jan. 8, 2020 (JP) 2020-000150

Primary Examiner — Christian P. McLean
Assistant Examiner — Adam C Mager
(74) *Attorney, Agent, or Firm* — Saidman DesignLaw Group, LLC

(51) **LOC (13) Cl.** **12-16**
(52) **U.S. Cl.**
USPC **D12/181**

(58) **Field of Classification Search**
USPC D12/86, 88, 89, 90, 91, 92, 93, 96, 163, D12/164, 167, 169, 173, 181, 184, 185, D12/190, 192, 196, 218, 223, 400; D21/533, 548, 552, 561; D13/133, 107, D13/146
CPC B60K 15/04; B60K 15/05; B60K 35/00; B62D 25/02; B62D 25/08; B62D 25/16; B62D 25/18; B62D 25/24; B62D 25/161; B62D 25/168; B62D 25/182; B62D 25/184; B60L 53/16; B60R 13/04
See application file for complete search history.

(57) **CLAIM**

The ornamental design for a front fender for an automobile, as shown and described.

DESCRIPTION

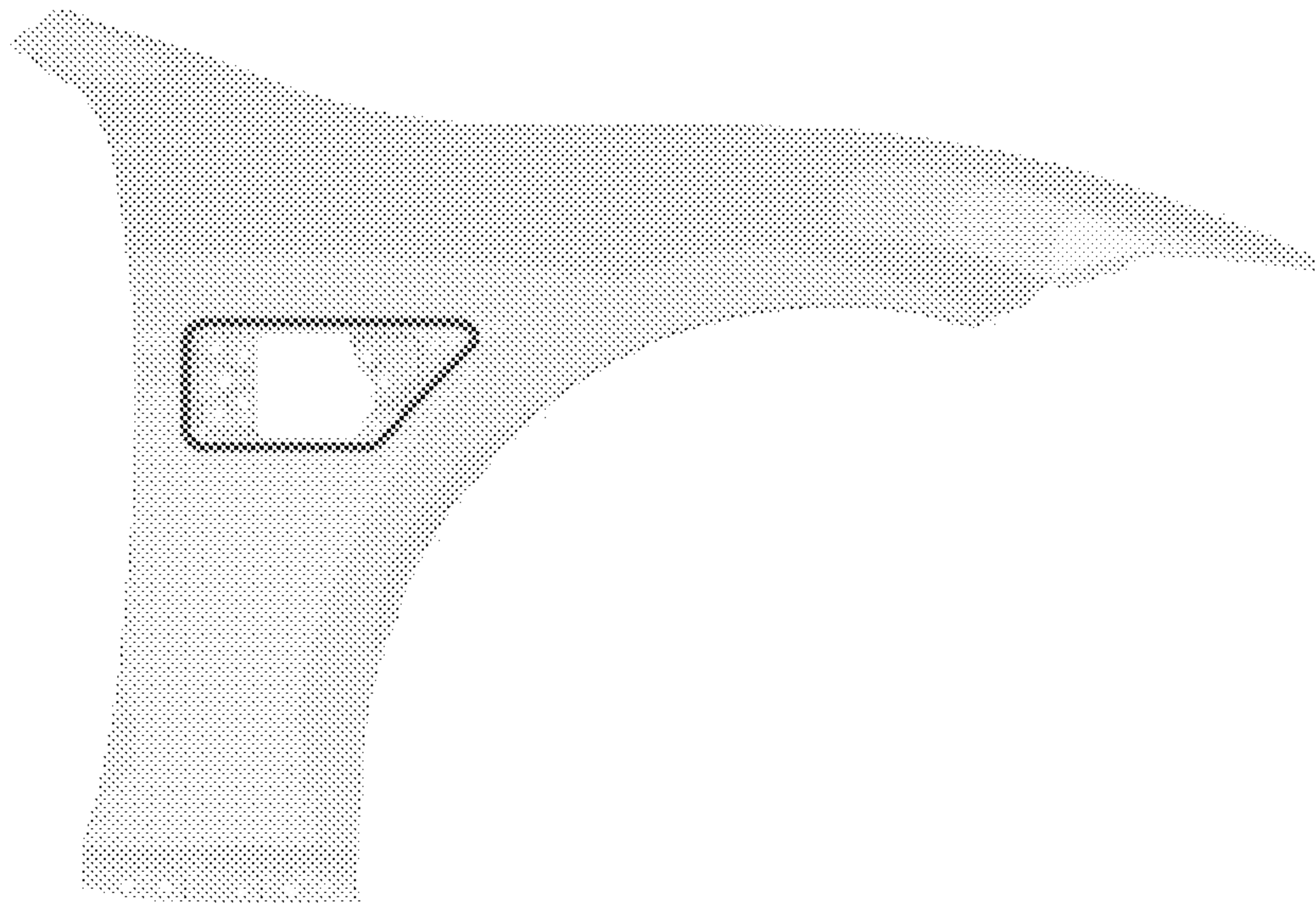
FIG. 1 is a perspective view of a front fender for an automobile showing my new design;
FIG. 2 is a front view thereof;
FIG. 3 is a rear view thereof;
FIG. 4 is a right side view thereof;
FIG. 5 is a left side view thereof;
FIG. 6 is a top view thereof; and,
FIG. 7 is a bottom view thereof.
The claimed design is indicated by the relatively dark portions in the figures. The relatively light portions form no part of the claimed design.

(56) **References Cited**

U.S. PATENT DOCUMENTS

D550,135 S * 9/2007 McChesney D12/184
D555,557 S * 11/2007 Schiavone D12/184
D580,326 S * 11/2008 Gueler D12/184
D642,966 S * 8/2011 Messale D12/181

1 Claim, 7 Drawing Sheets



(56)

References Cited

U.S. PATENT DOCUMENTS

D854,475 S * 7/2019 Grand D12/190
 D854,993 S * 7/2019 Von Holzhausen D12/196
 D860,944 S * 9/2019 Beaven D13/120
 10,418,746 B2 * 9/2019 Sanchez Patino B60K 15/04
 D862,390 S * 10/2019 Tomasson D13/146
 D864,812 S * 10/2019 Dewitt D12/184
 D871,985 S * 1/2020 Park D12/184
 D874,365 S * 2/2020 Woodhouse D12/181
 D881,131 S * 4/2020 Tovey D13/146
 D894,070 S * 8/2020 Patel D12/190
 D899,983 S * 10/2020 Metros D12/181
 D916,635 S * 4/2021 Tomasson D12/190
 D922,284 S * 6/2021 Feng D12/196
 D926,690 S * 8/2021 Beaven D13/120
 2012/0083148 A1 * 4/2012 Hirashita H01R 13/639
 439/304
 2015/0274010 A1 * 10/2015 Roth F16J 15/025
 220/86.2
 2016/0129800 A1 * 5/2016 Mauter B60L 53/62
 320/109
 2017/0355262 A1 * 12/2017 Logan B60K 15/05

2018/0145442 A1 * 5/2018 Sanchez Patino B60L 53/16
 2019/0039468 A1 * 2/2019 Buettner H01R 43/18
 2019/0326701 A1 * 10/2019 Herczeg B60L 53/16
 2019/0381905 A1 * 12/2019 Winkler H01R 13/7175
 2020/0324646 A1 * 10/2020 Herczeg B60L 53/16
 2021/0016658 A1 * 1/2021 Krauss B29C 45/1676
 2021/0122234 A1 * 4/2021 Stack B60K 15/05

FOREIGN PATENT DOCUMENTS

CN 111347874 A * 6/2020
 DE 202017105003 U1 * 9/2017 B62D 65/16
 DE 102017127350 A1 * 5/2018 B60K 1/00
 DE 102017212396 A1 * 1/2019 B62D 25/24
 DE 102017129049 A1 * 6/2019 B60K 15/04
 DE 102018103731 A1 * 8/2019 B60K 1/00
 DE 102018117226 A1 * 1/2020 B60K 15/05
 DE 102018128972 A1 * 5/2020 B60K 15/05
 DE 102017212397 B4 * 9/2020 B60K 15/05
 DE 102019109713 A1 * 10/2020 B60K 15/05
 DE 202017007349 U1 * 11/2020 B60L 53/16
 DE 102020124384 A1 * 4/2021
 EP 3584105 A1 * 12/2019 G02B 6/0001
 EP 3738812 A1 * 11/2020 B60K 15/05

* cited by examiner

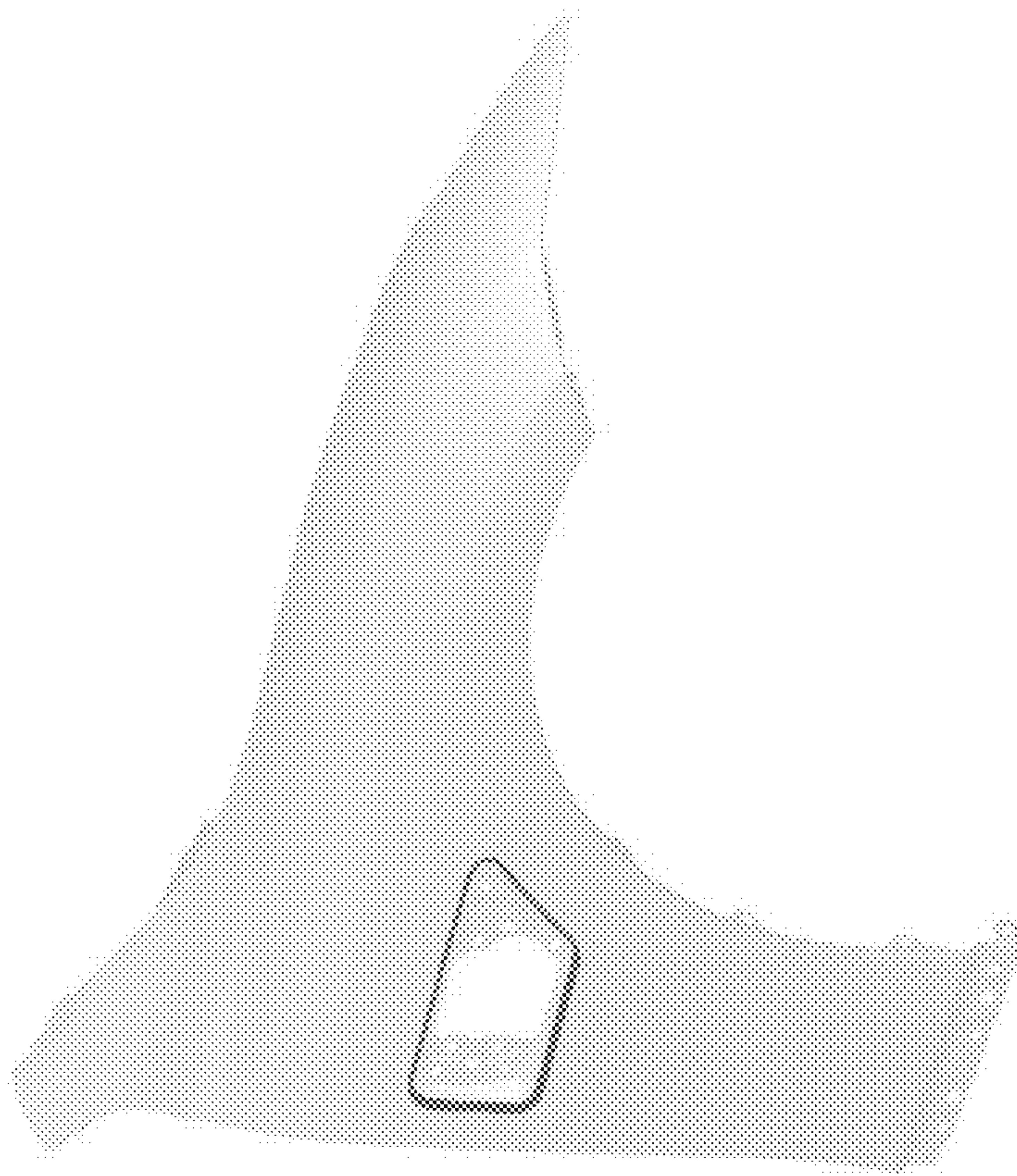


FIG. 1

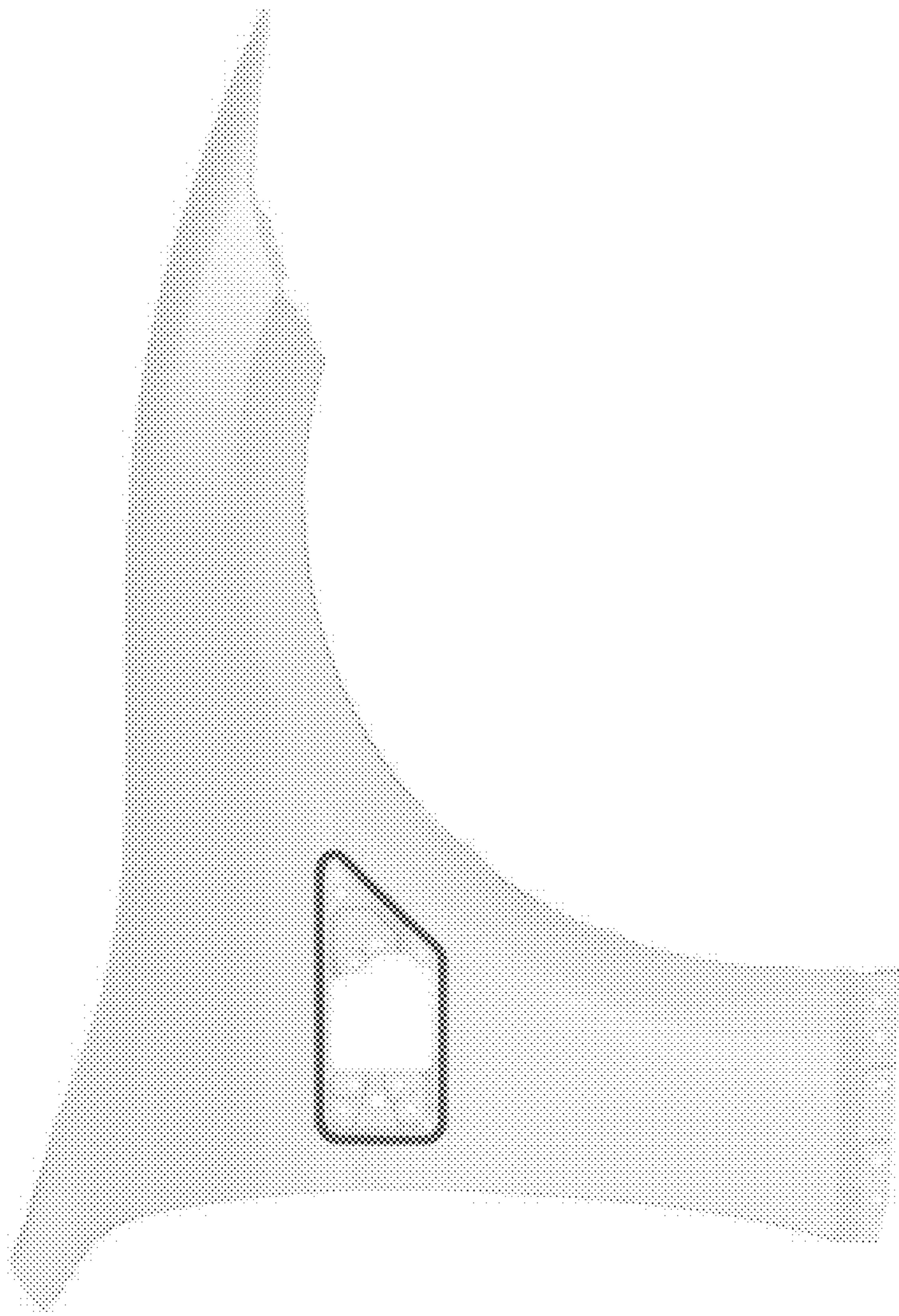


FIG. 2

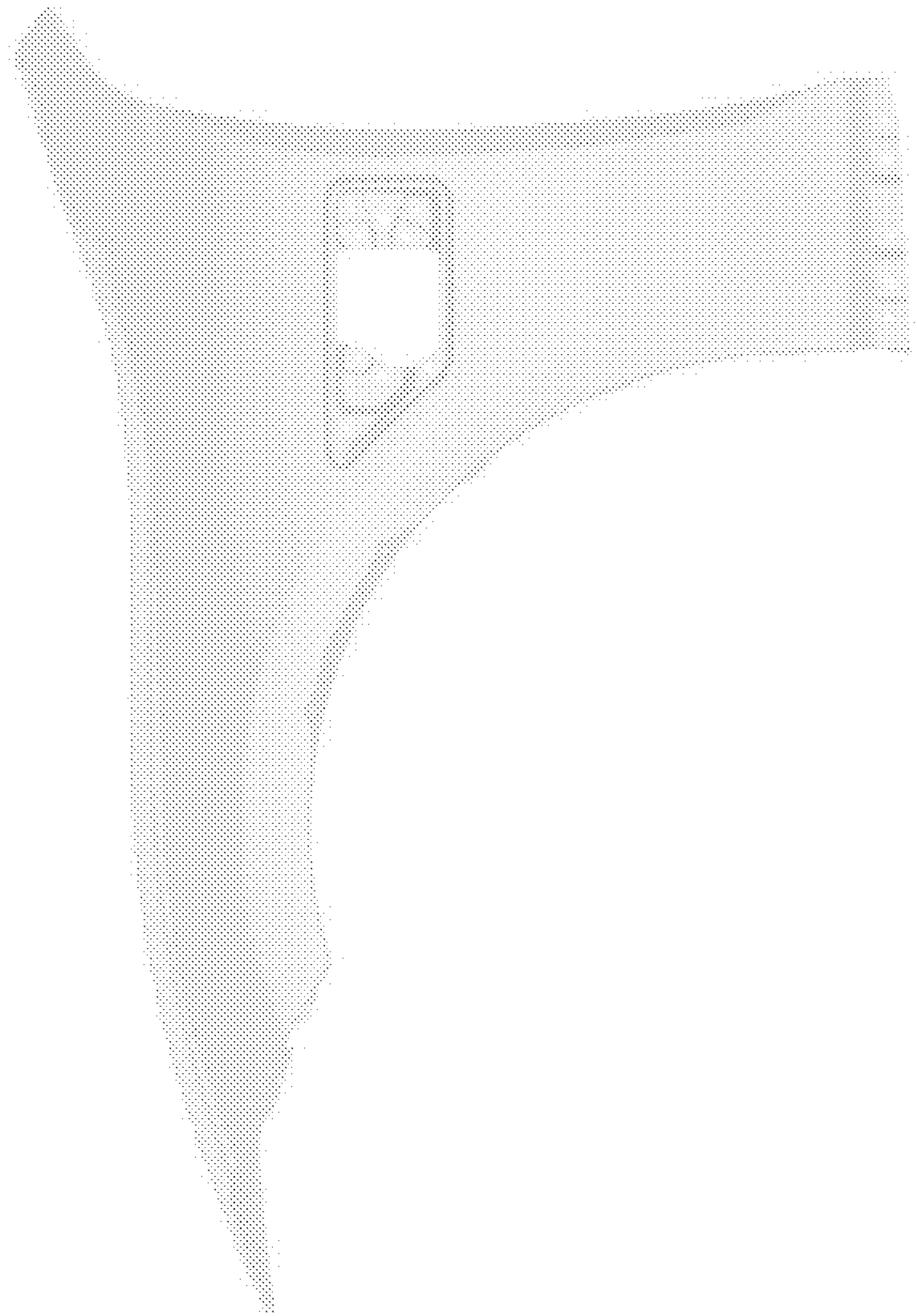


FIG. 3



FIG. 4



FIG. 5




FIG. 6




FIG. 7