



US00D938859S

(12) **United States Design Patent**
Mussini

(10) **Patent No.:** **US D938,859 S**

(45) **Date of Patent:** **** Dec. 21, 2021**

(54) **WALL ORNAMENT**

(71) Applicant: **CERAMICHE ATLAS CONCORDE S.p.A.**, Fiorano Modenese (IT)

(72) Inventor: **Luca Mussini**, Fiorano Modenese (IT)

(73) Assignee: **CERAMICHE ATLAS CONCORDE S.p.A.**, Fiorano Modenese (IT)

(**) Term: **15 Years**

(21) Appl. No.: **29/731,895**

(22) Filed: **Apr. 20, 2020**

(30) **Foreign Application Priority Data**

Oct. 21, 2019 (EM) 007076708-0002

(51) **LOC (13) Cl.** **11-02**

(52) **U.S. Cl.**
USPC **D11/140; D25/138**

(58) **Field of Classification Search**
USPC D11/131, 132, 140, 164, 184; D25/58,
D25/138, 149, 151-154, 156-163;
D5/15, 29, 47, 56, 58-63, 99
CPC ... B29L 2031/7222; B44C 1/00; B44C 3/123;
B44C 5/04; E04F 13/0862; E04F
13/0871; E04F 13/185; E04F 15/08; E04F
2203/02

See application file for complete search history.

(56) **References Cited**

U.S. PATENT DOCUMENTS

- 1,359,893 A * 11/1920 Hopkins B44C 3/123
52/388
- 1,637,580 A * 8/1927 Lowry E04F 15/08
52/389
- 1,821,343 A * 9/1931 Honer E04F 13/12
52/314
- 2,475,708 A * 7/1949 Lichaczewski E04F 13/185
52/387

- D200,312 S * 2/1965 Monroe D25/158
- 4,656,722 A * 4/1987 Armstrong B29C 33/3857
264/129
- D299,870 S * 2/1989 Jennings D25/157
- D387,182 S * 12/1997 Artajona-Baena D25/113
- D389,589 S * 1/1998 Artajona-Baena D25/113
- D473,711 S * 4/2003 Bassignani D3/270
- D490,914 S * 6/2004 Story D25/157
- D499,887 S * 12/2004 Wong D5/53
- D501,609 S * 2/2005 Wong D5/53
- D502,557 S * 3/2005 O'Dell D25/156
- D516,821 S * 3/2006 Wu D5/53
- D529,627 S * 10/2006 Yu D25/103
- D532,123 S * 11/2006 Folliard D25/163
- D532,613 S * 11/2006 Wu D5/53
- D540,334 S * 4/2007 Solomon D14/455
- D609,956 S * 2/2010 Lukasik D6/582
- D610,270 S * 2/2010 Li D25/158
- D618,823 S * 6/2010 Lailas D25/113
- D640,025 S * 6/2011 Wildeman D32/40

(Continued)

Primary Examiner — W. A. Teddy Falloway

(74) *Attorney, Agent, or Firm* — Dickinson Wright PLLC;
Andrew D. Dorisio

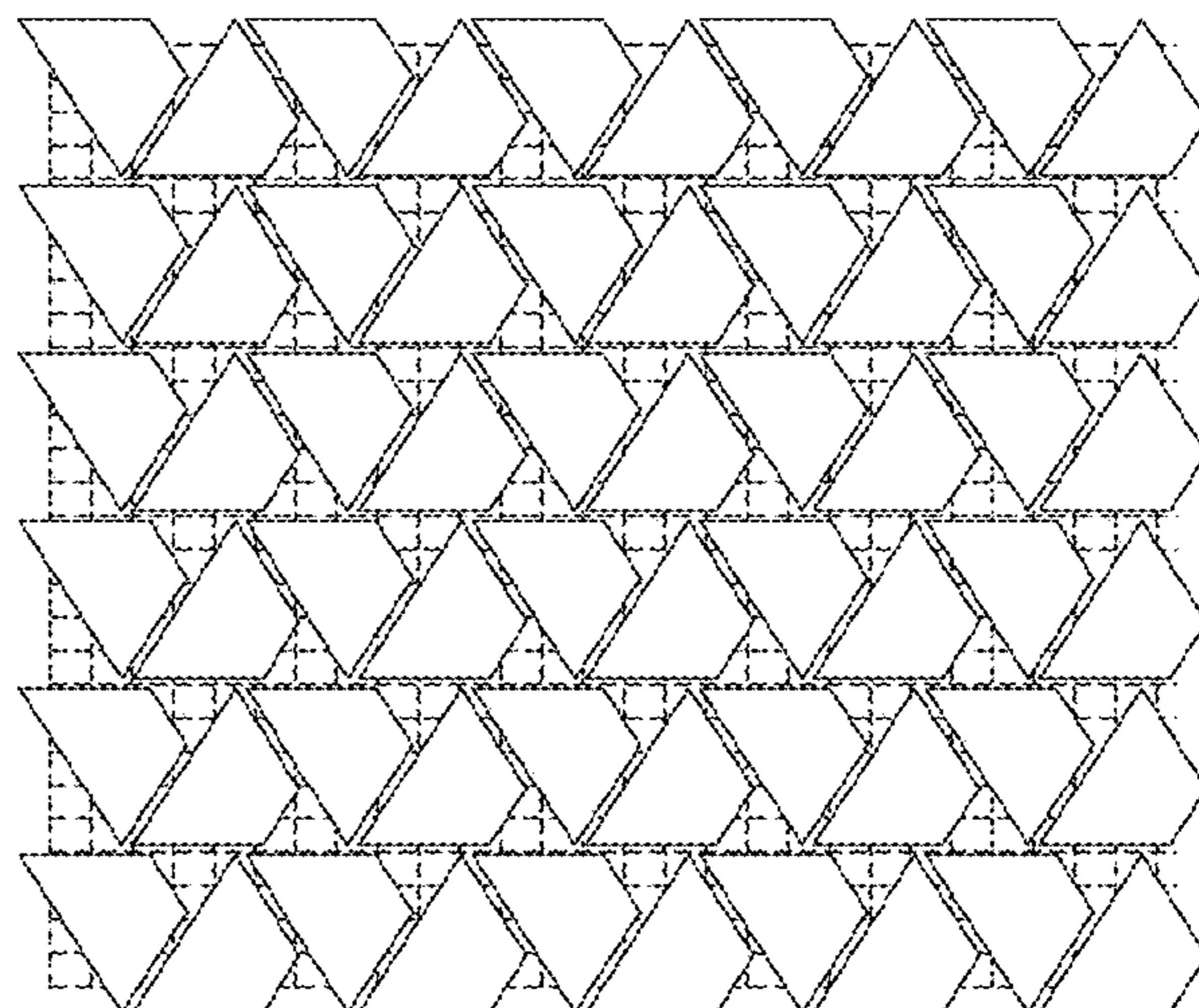
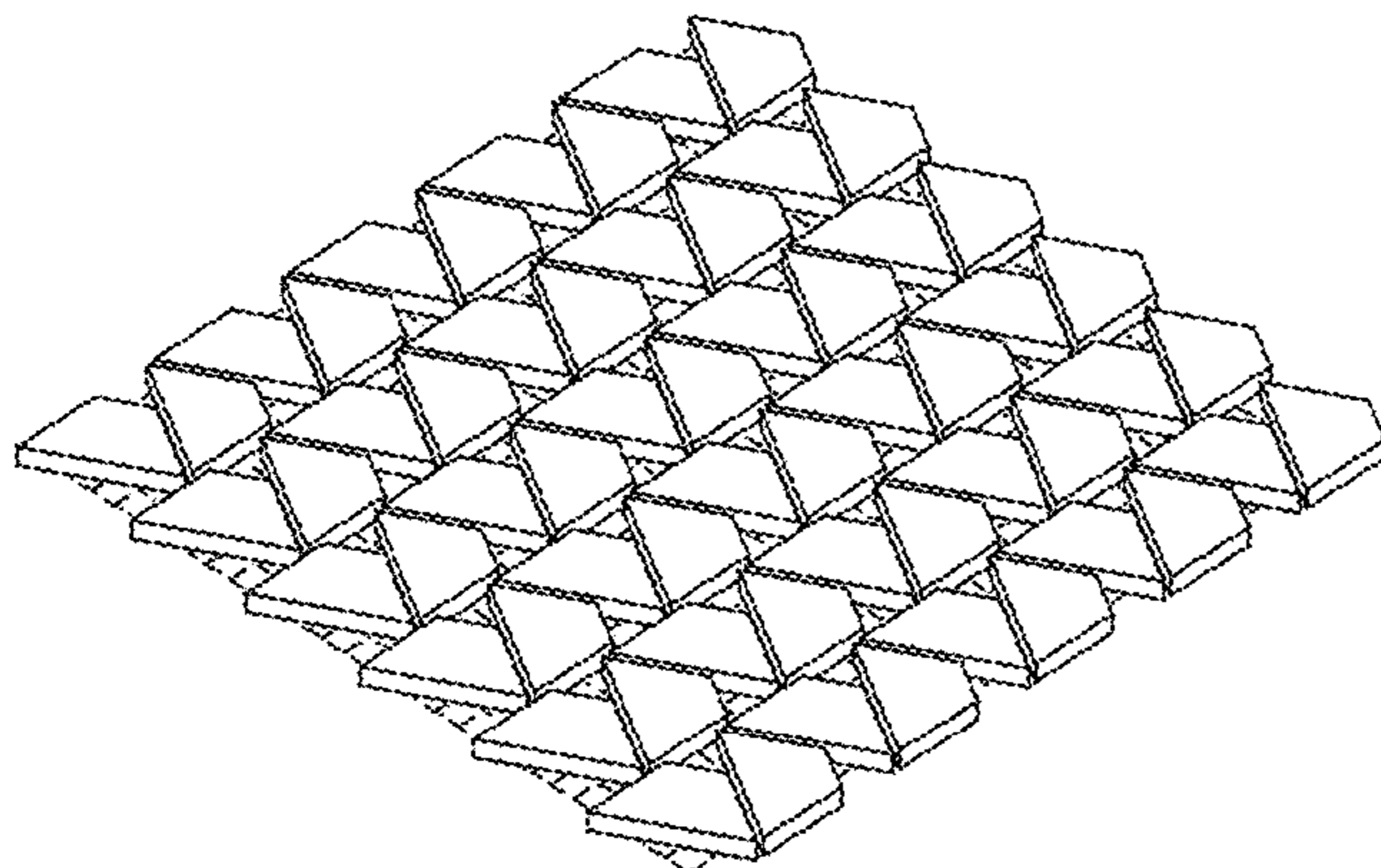
(57) **CLAIM**

The ornamental design for a wall ornament, as shown and described.

DESCRIPTION

FIG. 1 is a top perspective view of the wall ornament showing my new design;
 FIG. 2 is a top view thereof;
 FIG. 3 is a front view thereof;
 FIG. 4 is a right side view thereof;
 FIG. 5 is a rear view thereof;
 FIG. 6 is a left side view thereof; and,
 FIG. 7 is bottom view thereof.
 The broken line depictions show environmental structure and form no part of the claimed design.

1 Claim, 4 Drawing Sheets



(56)

References Cited

U.S. PATENT DOCUMENTS

D643,944	S *	8/2011	Henderson	D25/157
D643,981	S *	8/2011	Wildeman	D32/40
D670,828	S *	11/2012	Li	D25/151
D670,829	S *	11/2012	Li	D25/151
D674,919	S *	1/2013	Higgins	D25/122
D794,127	S *	8/2017	Elmaagacli	D21/300
D802,803	S *	11/2017	Berg	D25/138
D810,323	S *	2/2018	Gigli	D25/138
D819,233	S *	5/2018	Kuma	D25/138
10,011,143	B2 *	7/2018	Martin	B44C 1/00
D849,272	S *	5/2019	Kaump	D25/138
D871,780	S *	1/2020	De Vienne	D5/61
D896,404	S *	9/2020	Martin	D25/157
D905,292	S *	12/2020	Nadalini	D25/138
D915,081	S *	4/2021	Wang	D5/59
D918,599	S *	5/2021	Horne	D5/47
D923,966	S *	7/2021	Wu	D6/582
2004/0071920	A1 *	4/2004	Ria	E04F 15/08 428/43
2013/0019552	A1 *	1/2013	Murdock	E04F 13/0862 52/506.01
2014/0000200	A1 *	1/2014	Kikuchi	E04G 19/00 52/384

* cited by examiner

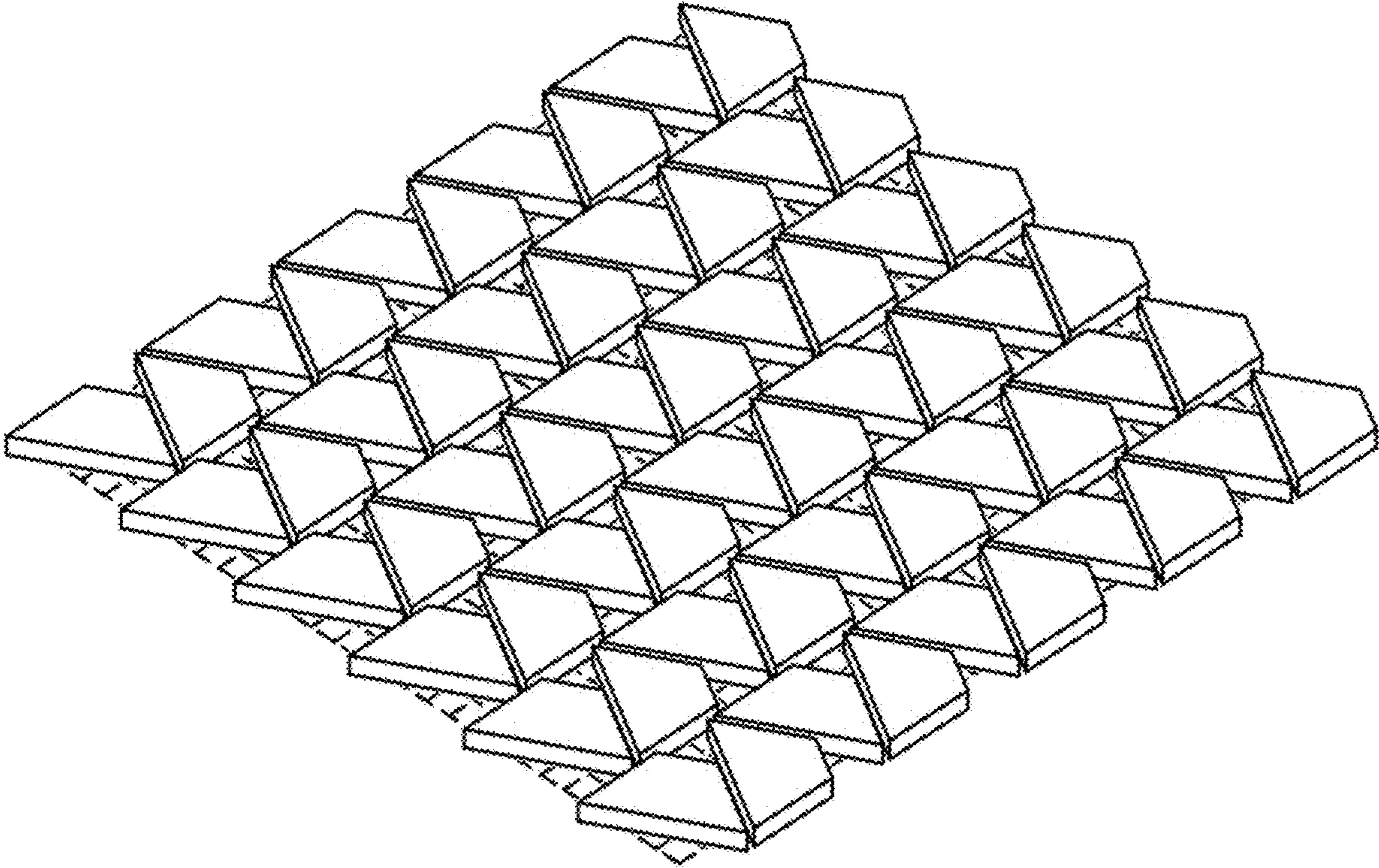


FIG. 1

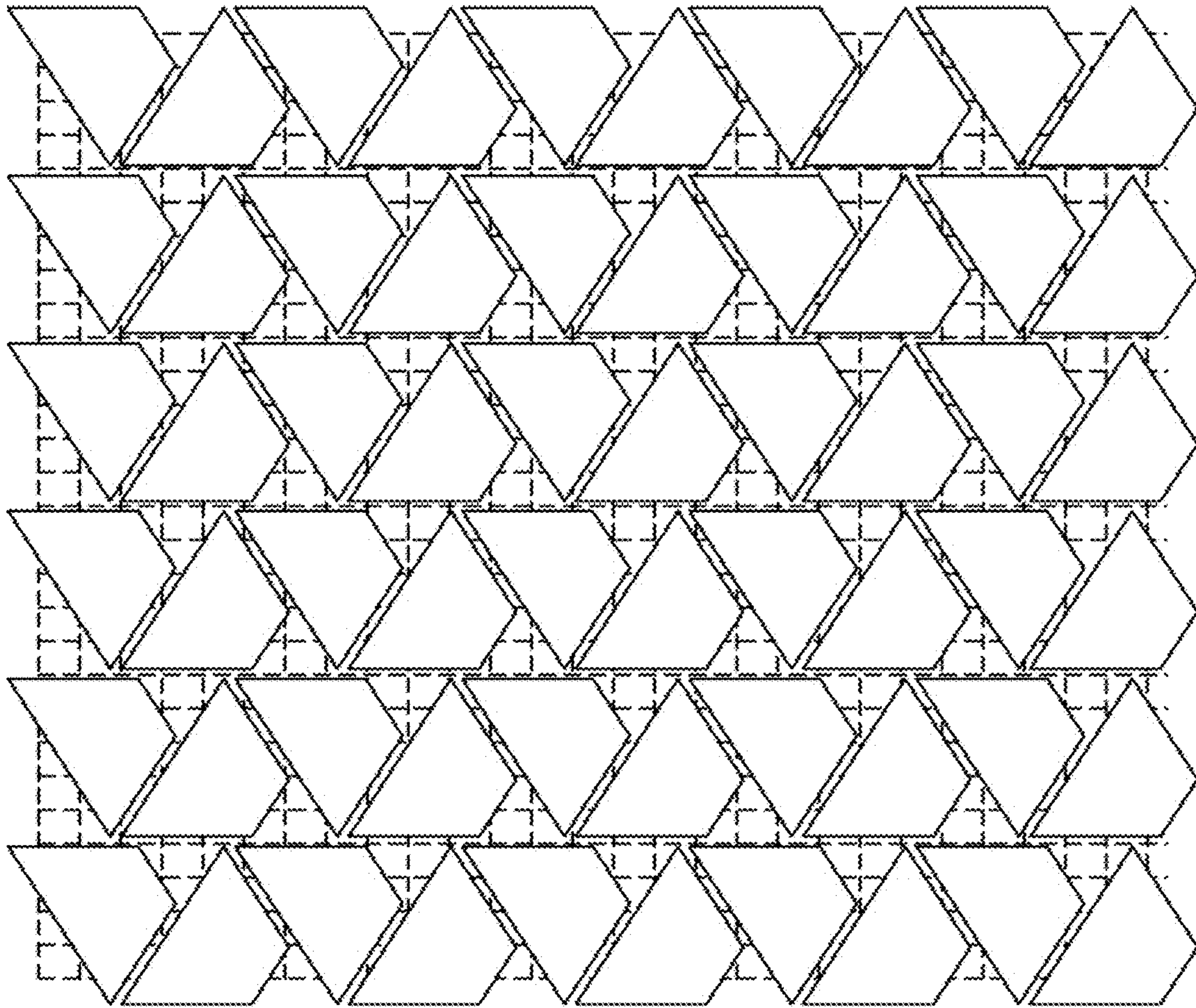


FIG. 2



FIG. 3



FIG. 4



FIG. 5



FIG. 6




FIG. 7