



US00D938821S

(12) **United States Design Patent** (10) **Patent No.:** **US D938,821 S**
Davis (45) **Date of Patent:** **** Dec. 21, 2021**

(54) **ACTUATOR OVERCAP**
(71) Applicant: **S. C. JOHNSON & SON, INC.**,
Racine, WI (US)
(72) Inventor: **Brian T. Davis**, Burlington, WI (US)
(73) Assignee: **S. C. Johnson & Son, Inc.**, Racine, WI
(US)
(**) Term: **15 Years**
(21) Appl. No.: **29/736,586**
(22) Filed: **Jun. 1, 2020**
(51) **LOC (13) Cl.** **09-07**
(52) **U.S. Cl.**
USPC **D9/448**; D9/445
(58) **Field of Classification Search**
USPC D9/439, 440, 442-449, 682, 685, 686,
D9/435, 450, 454, 683, 684, 687-694,
D9/723; D6/515; D7/507, 509-511, 523,
D7/391, 392, 392.1, 396.2
CPC B65D 83/205; B65D 83/206; B65D 83/40;
B65D 2543/00046; A47G 19/2272
See application file for complete search history.

D501,794 S * 2/2005 Kunesh D9/521
D507,487 S * 7/2005 Marroncles D9/448
D536,969 S * 2/2007 Geier D9/448
(Continued)

FOREIGN PATENT DOCUMENTS

CN 303861780 * 9/2016
CN 305171318 * 5/2019
(Continued)

OTHER PUBLICATIONS

Notice of Allowance from corresponding Japanese Design Patent
Application No. 2020-025272, dated Oct. 12, 2021 (7 pages) with
English-Machine translation included.
(Continued)

Primary Examiner — Brett Miller
Assistant Examiner — Rani J Abdallah
(74) *Attorney, Agent, or Firm* — Quarles & Brady LLP

(57) **CLAIM**

The ornamental design for an actuator overcap, as shown
and described.

DESCRIPTION

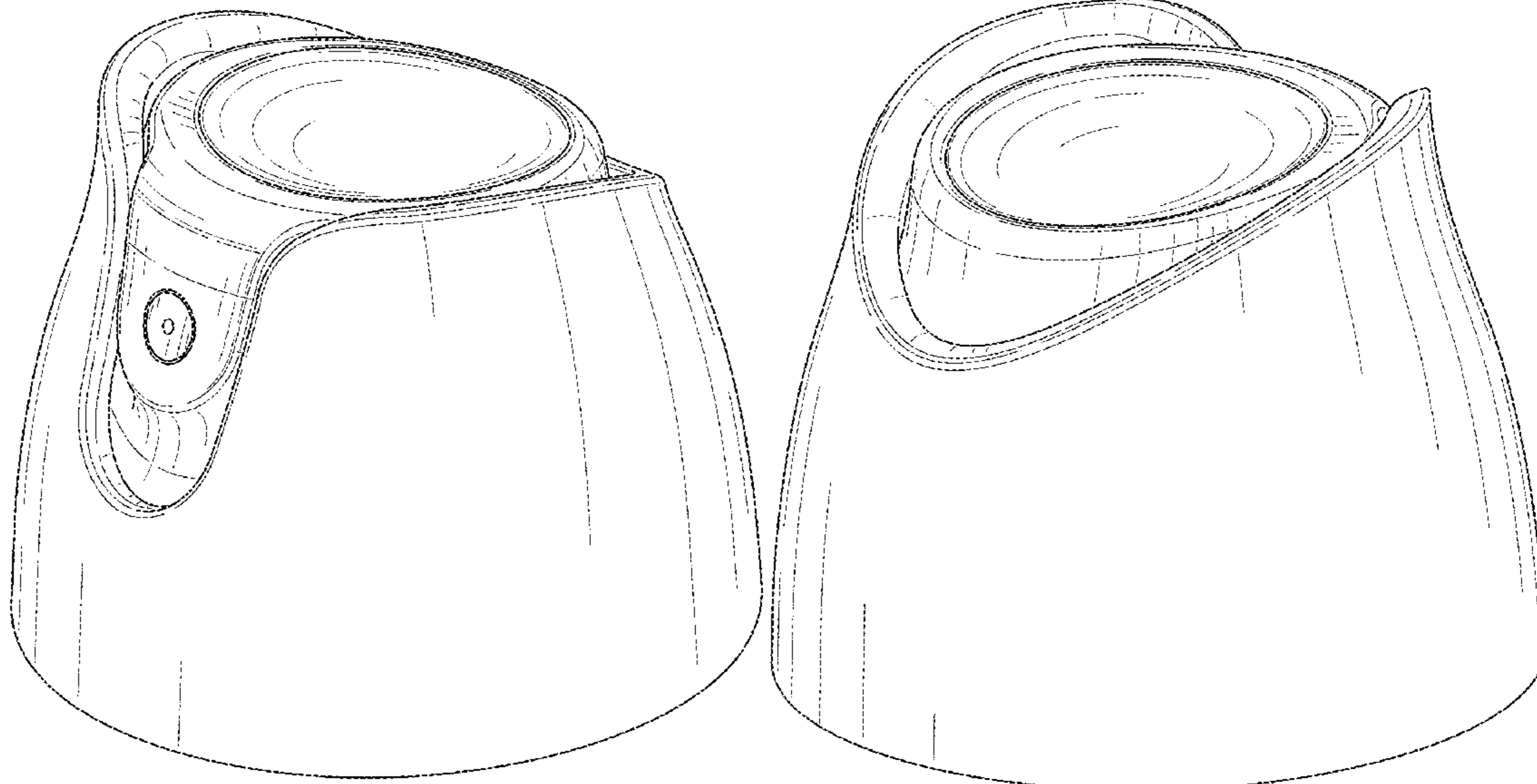
FIG. 1 is an isometric view of a top, front, and right side of
an ornamental design for an actuator overcap;
FIG. 2 is an isometric view of a top, rear, and left side of the
actuator overcap of FIG. 1;
FIG. 3 is a front elevational view of the actuator overcap of
FIG. 1;
FIG. 4 is a rear elevational view of the actuator overcap of
FIG. 1;
FIG. 5 is a right side elevational view of the actuator overcap
of FIG. 1;
FIG. 6 is a left side elevational view of the actuator overcap
of FIG. 1; and,
FIG. 7 is a top plan view of the actuator overcap of FIG. 1.

1 Claim, 5 Drawing Sheets

(56) **References Cited**

U.S. PATENT DOCUMENTS

D204,031 S * 3/1966 Abplannalp D9/448
D225,731 S * 1/1973 Louise D9/448
D225,733 S * 1/1973 Louise D9/448
D229,825 S * 1/1974 Hayes D9/448
D313,345 S * 1/1991 Wefler D9/689
D317,253 S * 6/1991 Seager D9/689
D416,490 S * 11/1999 Kunesh D9/448
6,006,957 A * 12/1999 Kunesh B65D 83/206
222/402.13
D471,106 S * 3/2003 Pannozzo D9/448
D475,921 S * 6/2003 Smith D9/444
D478,285 S * 8/2003 Pannozzo D9/448



(56)

References Cited

U.S. PATENT DOCUMENTS

D537,715	S	*	3/2007	Downey	D9/448
D538,651	S	*	3/2007	Nukuto	D9/448
D557,145	S	*	12/2007	Miller	D9/689
D564,876	S	*	3/2008	Nickel	D9/448
D575,153	S	*	8/2008	Caroen	D9/448
D579,342	S	*	10/2008	Cloughton	D9/688
D580,265	S	*	11/2008	Turchi	D9/448
D580,274	S	*	11/2008	Abel	D9/689
D580,776	S	*	11/2008	Cloughton	D9/688
D581,270	S	*	11/2008	Gonzalez	D9/448
D599,665	S		9/2009	Campbell		
D666,491	S	*	9/2012	Adams	B65D 83/205 D9/448
D680,432	S	*	4/2013	Geier	D9/448
D690,604	S	*	10/2013	Seng	D9/690
8,622,256	B2	*	1/2014	Campbell	B65D 83/205 222/402.11
D718,625	S	*	12/2014	Trevisan	D9/448
D750,491	S	*	3/2016	Campbell	D9/448
D766,084	S	*	9/2016	Jiang	D9/448
D782,309	S	*	3/2017	Jiang	D9/448
D821,202	S	*	6/2018	Harris	D9/690
D840,226	S	*	2/2019	Furner	D9/445
D878,918	S	*	3/2020	Furner	D9/448
D896,082	S	*	9/2020	Ramsuer	D9/448
D897,203	S	*	9/2020	Furner	D9/448
D902,714	S	*	11/2020	Furner	D9/448
D911,839	S	*	3/2021	Bodet	D9/448
D913,789	S	*	3/2021	Ramsuer	D9/448
2012/0037668	A1	*	2/2012	Bicknell	B65D 83/206 222/402.13
2013/0140329	A1	*	6/2013	Chambers	B65D 83/22 222/153.11
2017/0233171	A1	*	8/2017	Christianson	B65D 1/0223 222/402.13

FOREIGN PATENT DOCUMENTS

JP	1275680	7/2006
JP	1306792	7/2007
JP	1455591	11/2012
JP	1464250	3/2013
JP	1405134	1/2014
JP	1579855	6/2017
JP	1645749	11/2019
RU	00084598	* 3/2013
RU	00102890	* 4/2017

OTHER PUBLICATIONS

Notice of Allowance from corresponding Japanese Design Patent Application No. 2020-025498, dated Oct. 12, 2021 (7 pages) with English-Machine translation included.

Notice of Allowance from corresponding Japanese Design Patent Application No. 2020-025396, dated Oct. 12, 2021 (7pages) with English-Machine translation included.

Image of product corresponding to Japanese document No. HD2500076600, entitled, "Packaging Container," [Identified as HD25000766 p. 3 in this Japanese catalog publication], "Splend'O" spray canister with spray cap showing a face of a woman with short dark hair, located at the bottom left and center of the catalog publication that came from a catalog of designs that the Japan Patent Office stores; date of publication: Jul. 10, 2013.

* cited by examiner

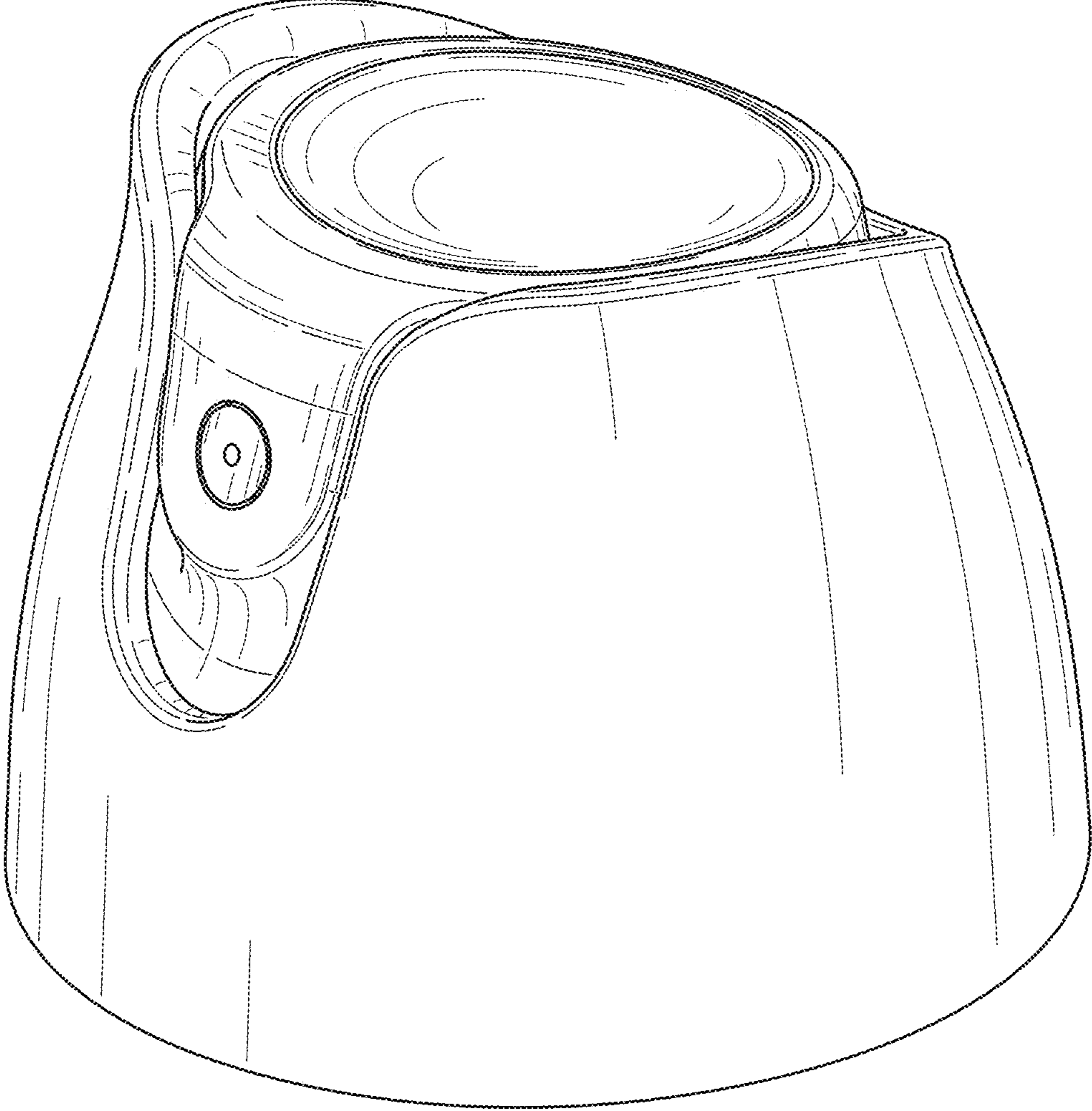


FIG. 1

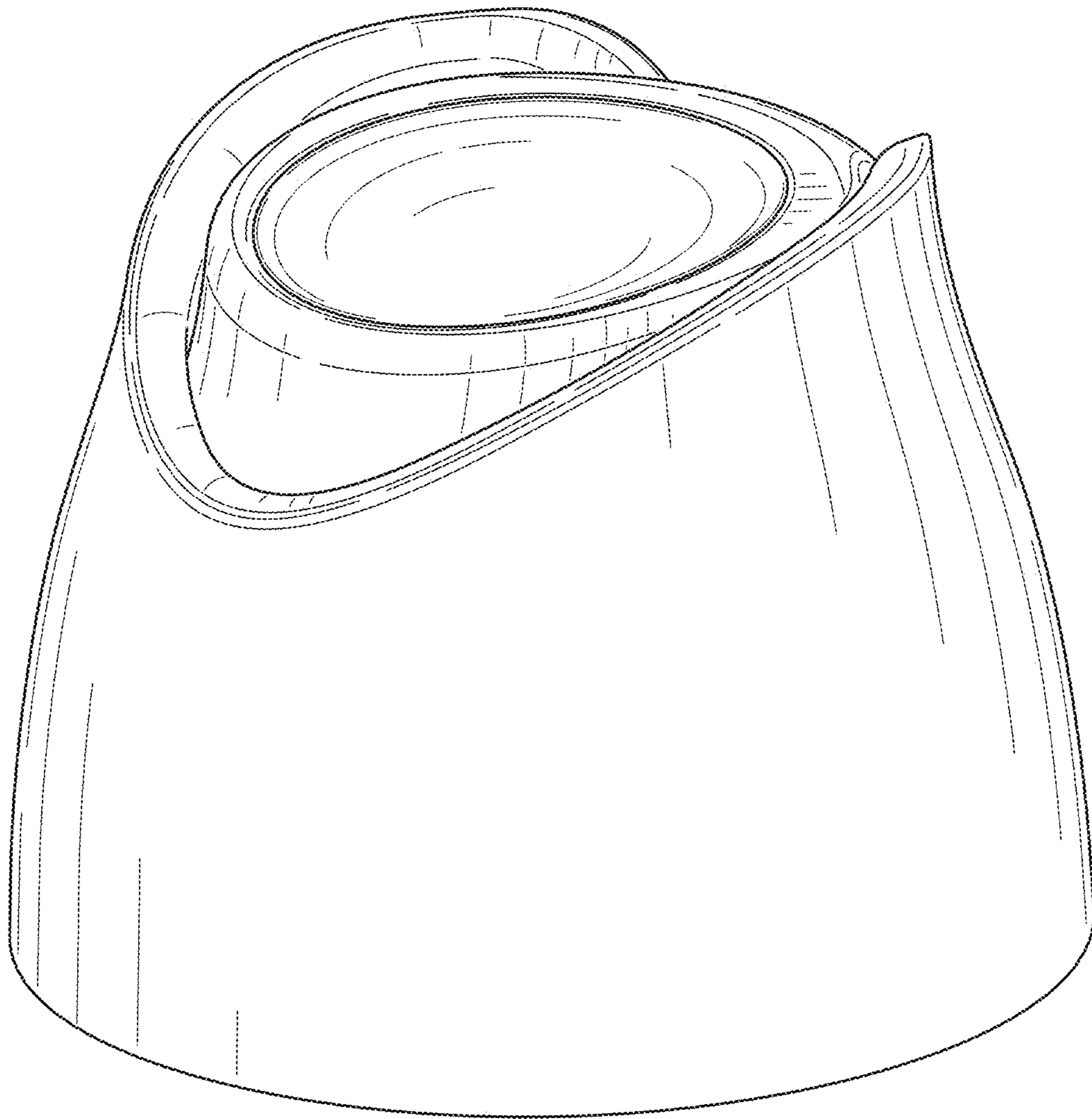


FIG. 2

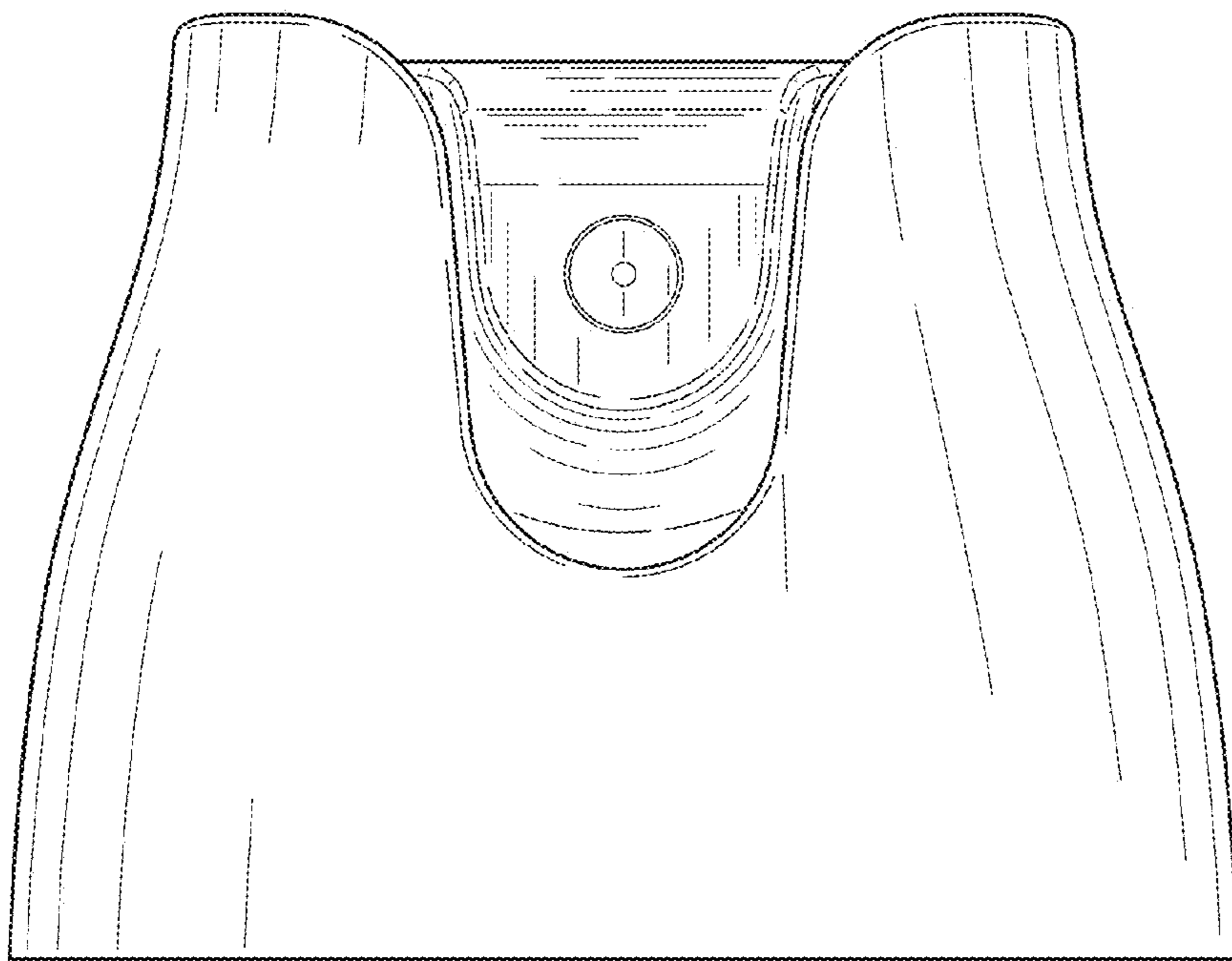


FIG. 3




FIG. 4

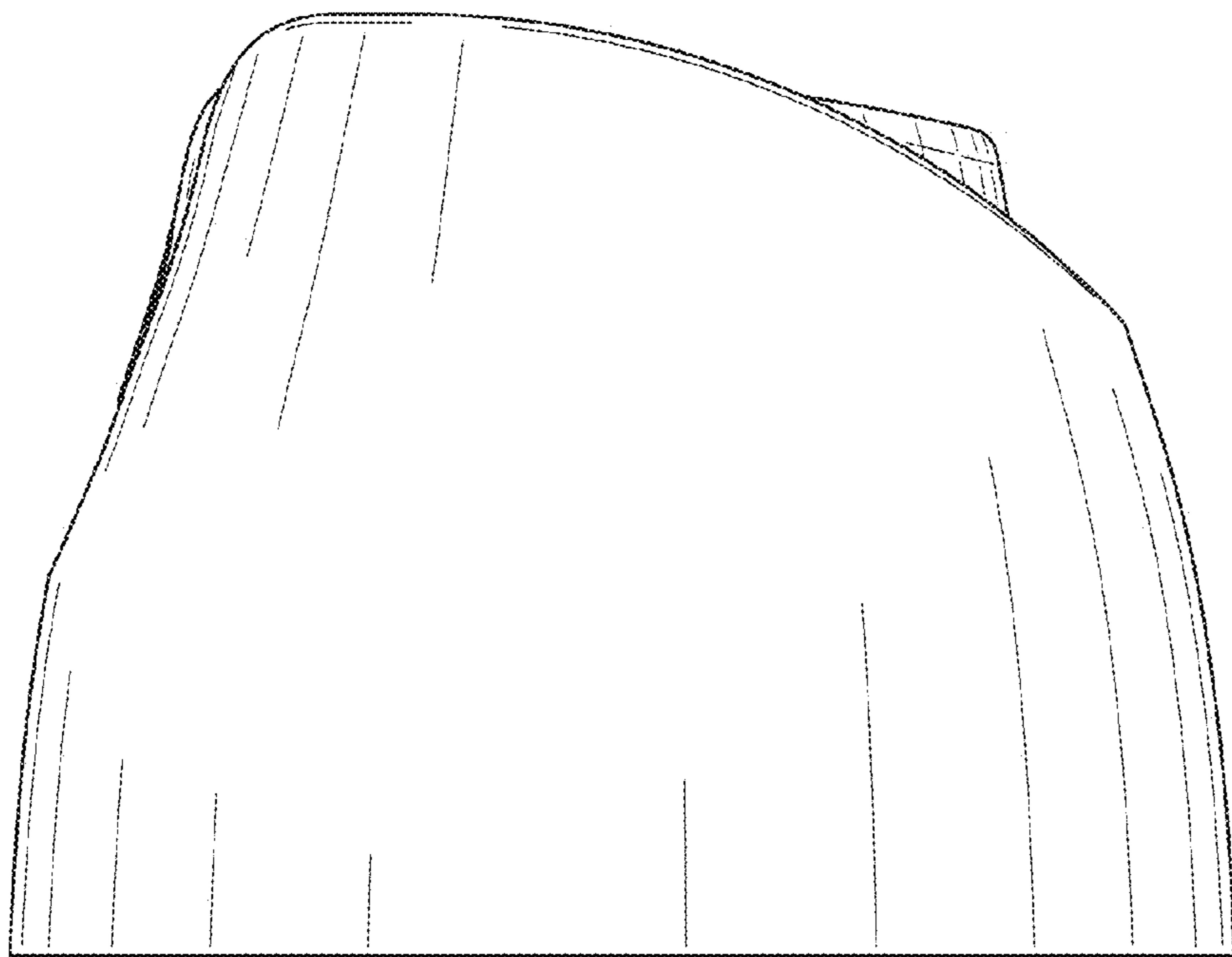


FIG. 5

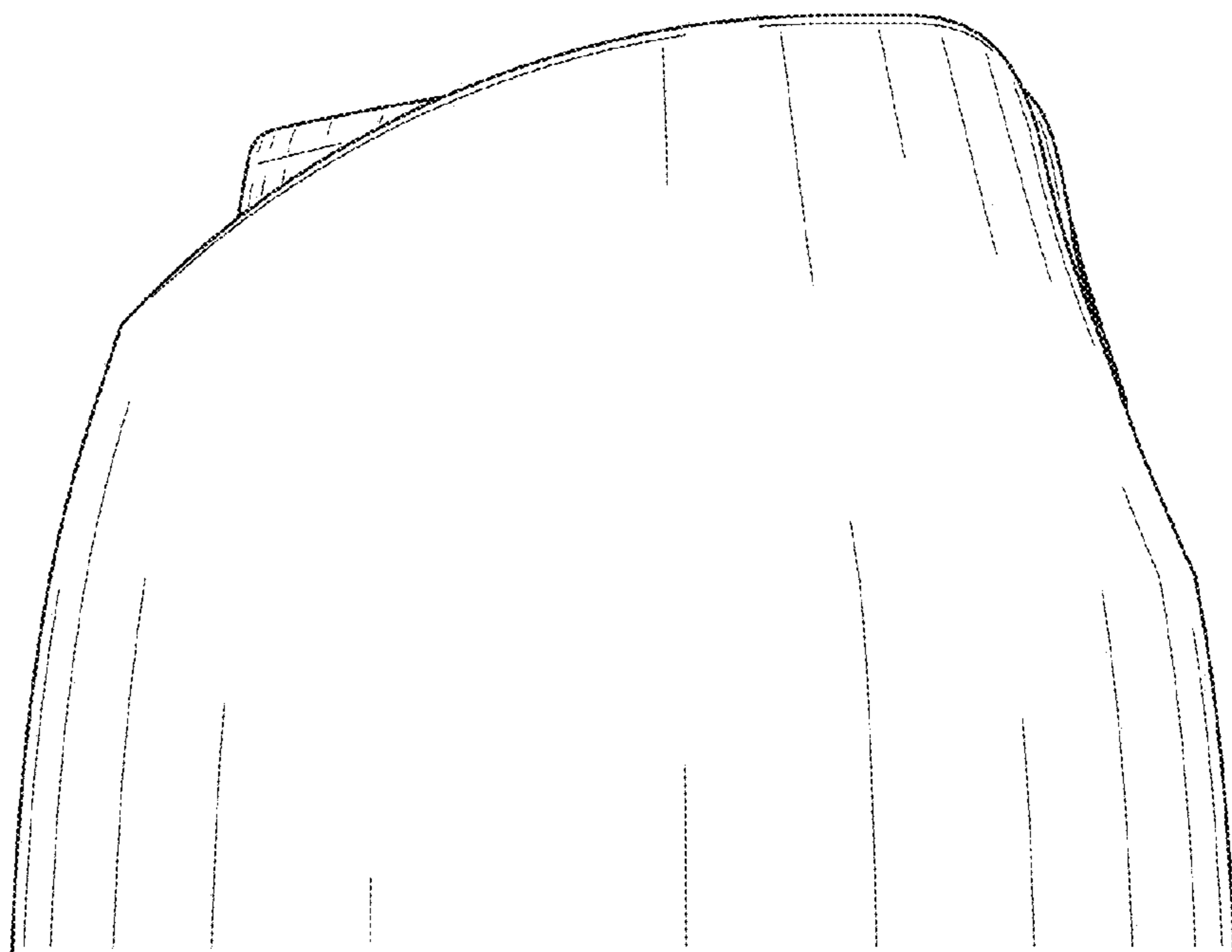


FIG. 6

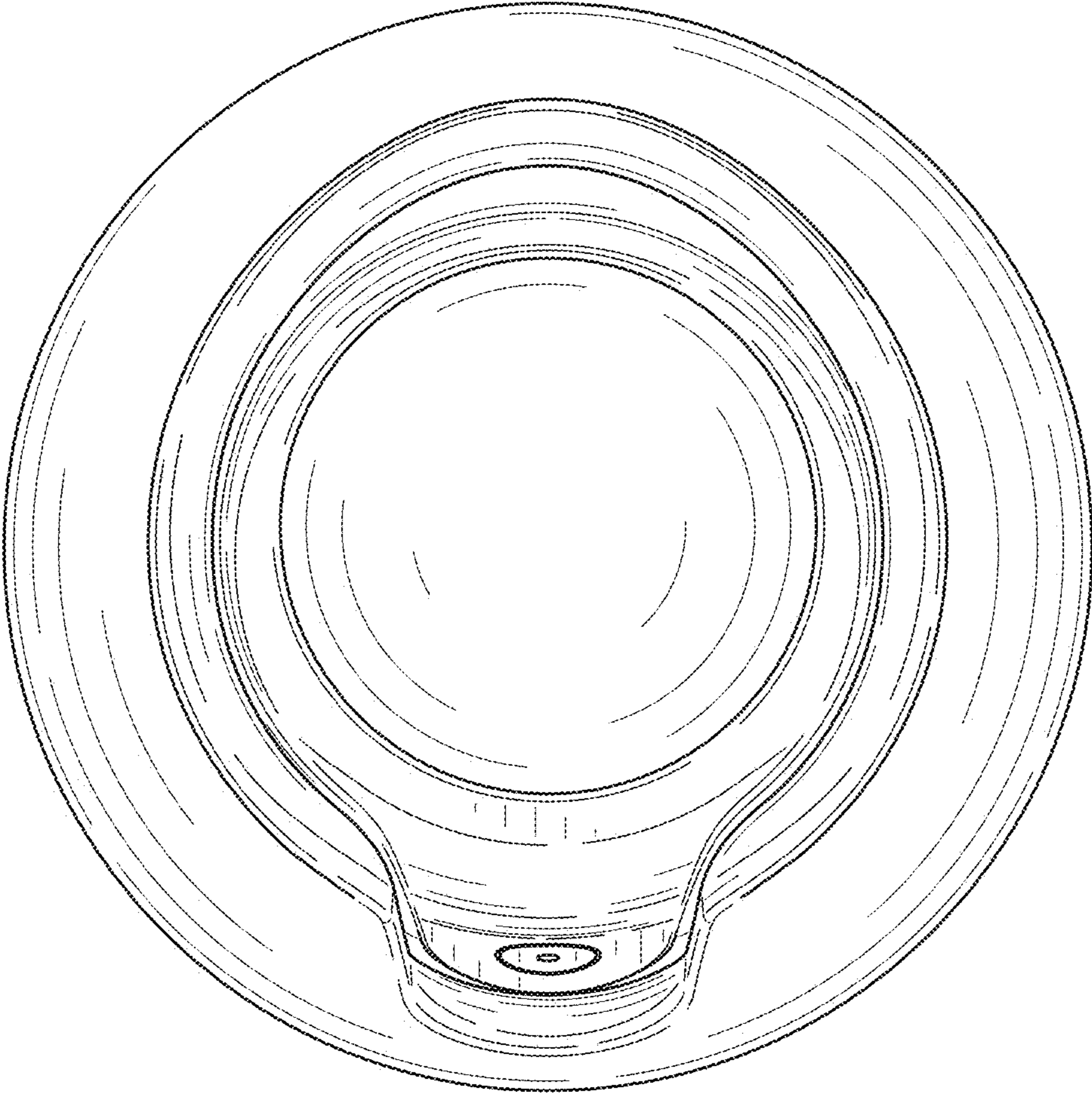


FIG. 7