



US00D938811S

(12) **United States Design Patent** (10) **Patent No.:** **US D938,811 S**
Heindl (45) **Date of Patent:** **** *Dec. 21, 2021**

(54) **SHEET PILE CONNECTOR**
(71) Applicant: **Richard Heindl**, Gräfelting (DE)
(72) Inventor: **Richard Heindl**, Gräfelting (DE)
(*) Notice: This patent is subject to a terminal disclaimer.
(**) Term: **15 Years**
(21) Appl. No.: **29/707,201**
(22) Filed: **Sep. 26, 2019**

2,020,315 A 11/1935 Hughes
2,090,728 A 8/1937 Friedrich
2,128,428 A 8/1938 Murray, Jr.
3,225,407 A 12/1965 Barrymore
D242,986 S 1/1977 Inglis
4,863,315 A 9/1989 Wickberg
D331,007 S 11/1992 Roick
6,042,306 A 3/2000 Arndts et al.
6,234,720 B1 5/2001 Queen et al.
6,428,244 B1 8/2002 Wall
D465,291 S 11/2002 Marshall
D471,793 S 3/2003 Wall
D526,888 S 8/2006 Heindl
D527,248 S 8/2006 Heindl
D527,619 S 9/2006 Heindl
D530,190 S 10/2006 Wall
D542,633 S 5/2007 Heindl

(Continued)

(30) **Foreign Application Priority Data**

Mar. 26, 2019 (EM) 006329488-0009

(51) **LOC (13) Cl.** **08-08**
(52) **U.S. Cl.**
USPC **D8/382**

(58) **Field of Classification Search**
USPC D8/382, 394, 395; D25/119
CPC E02D 5/02; E02D 5/04; E02D 5/06; E02D
5/08; E02D 5/12; Y10T 403/73
See application file for complete search history.

(56) **References Cited**

U.S. PATENT DOCUMENTS

912,021 A 2/1909 Neilson
923,110 A 5/1909 Boardman
976,573 A 11/1910 Jones
1,003,777 A 9/1911 Neilson
1,003,778 A 9/1911 Neilson
1,005,514 A 10/1911 Conkling
1,070,833 A 8/1913 Neilson
1,197,374 A 9/1916 Hobbs
1,330,240 A 2/1920 Conkling
1,498,778 A 6/1924 Broadman
1,775,850 A 9/1930 Dougherty
1,799,152 A 4/1931 Broadman

OTHER PUBLICATIONS

Office Action issued for U.S. Appl. No. 29/707,200, dated Feb. 3, 2021.

(Continued)

Primary Examiner — Holly E Thurman
Assistant Examiner — Ieisha N Price
(74) *Attorney, Agent, or Firm* — Meunier Carlin & Curfman LLC

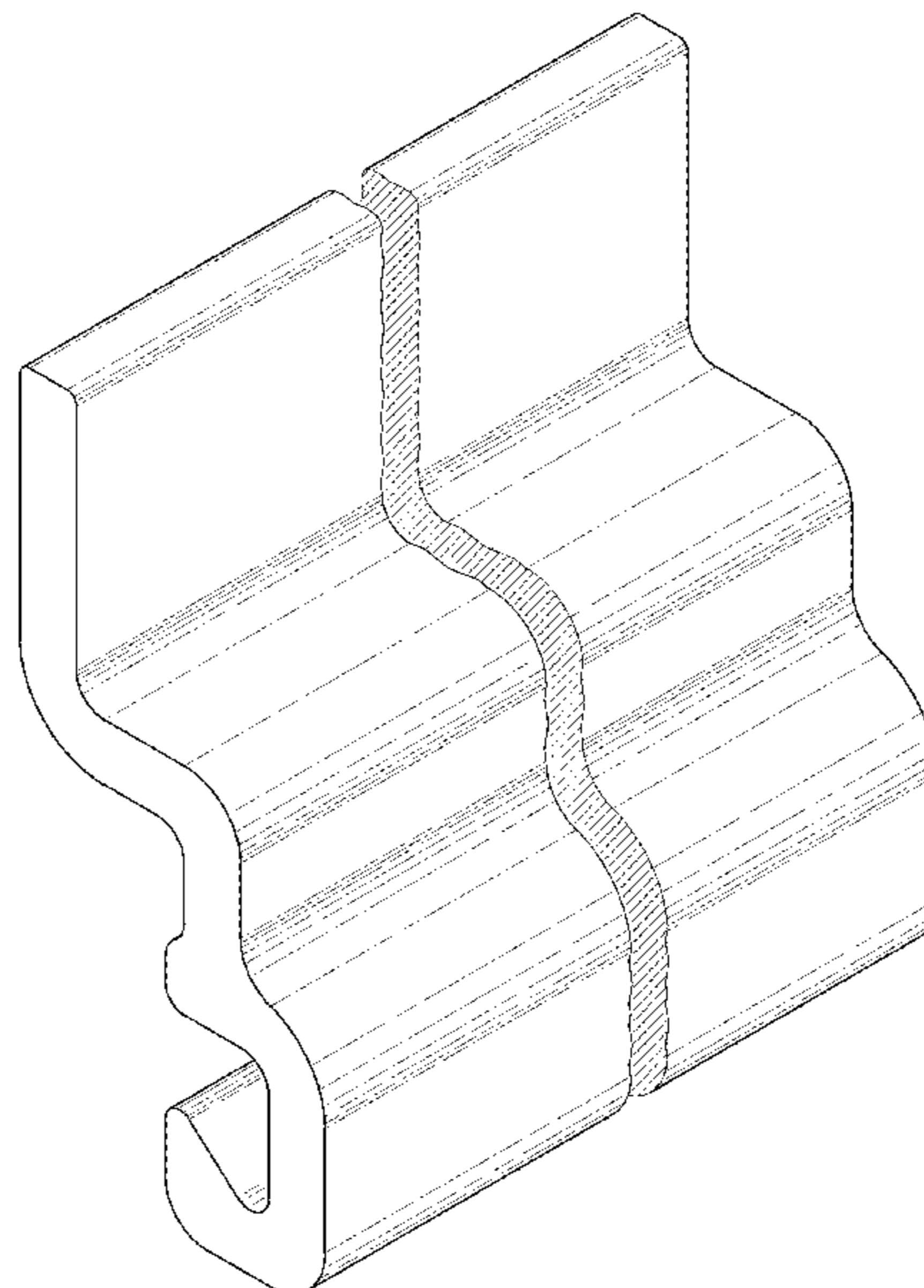
(57) **CLAIM**

The ornamental design for a sheet pile connector, as shown and described.

DESCRIPTION

FIG. 1 illustrates a front perspective view of my design; and, FIG. 2 illustrates a side view of the design shown in FIG. 1. The appearance of any portion of the article between the break lines shown in FIG. 1 forms no part of the claimed design.

1 Claim, 2 Drawing Sheets



(56)

References Cited

U.S. PATENT DOCUMENTS

D573,266 S 7/2008 Chefren et al.
 D621,248 S 8/2010 Heindl
 D640,533 S 6/2011 Austro
 D640,534 S 6/2011 Austro
 D665,658 S 8/2012 Heindl
 D665,660 S 8/2012 Heindl
 D666,484 S 9/2012 Heindl
 D681,424 S 5/2013 Heindl
 D681,425 S 5/2013 Heindl
 D681,426 S 5/2013 Heindl
 D681,427 S 5/2013 Heindl
 D681,428 S 5/2013 Heindl
 D721,947 S 2/2015 Wendt
 D723,360 S 3/2015 McShane
 D734,137 S 7/2015 McShane
 D737,116 S 9/2015 Lussier
 D737,673 S 9/2015 McShane
 D782,903 S 4/2017 Heindl
 D788,573 S 6/2017 Heindl
 D794,245 S 8/2017 Klus
 D801,794 S 11/2017 Heindl
 D807,159 S 1/2018 Heindl
 D811,865 S 3/2018 Heindl
 D811,867 S 3/2018 Heindl
 D832,088 S * 10/2018 Heindl D8/382
 D832,089 S * 10/2018 Heindl D8/382
 D832,687 S * 11/2018 Heindl D8/382
 D832,688 S * 11/2018 Heindl D8/382
 D837,045 S 1/2019 Rhhahn
 D850,895 S 6/2019 Rhhahn

D861,469 S * 10/2019 Heindl D8/382
 D861,470 S * 10/2019 Heindl D8/382
 D868,570 S * 12/2019 Heindl D8/382
 D868,571 S * 12/2019 Heindl D8/382
 D868,572 S * 12/2019 Heindl D8/382
 D876,937 S * 3/2020 Heindl D8/382
 2004/0093821 A1 5/2004 Taenak et al.
 2004/0101370 A1* 5/2004 Nishiumi E02D 5/04
 405/276
 2006/0179771 A1* 8/2006 Heindl E02D 5/04
 52/588.1
 2007/0147962 A1* 6/2007 Wendt E04B 1/24
 405/279
 2008/0152435 A1 6/2008 Heindl
 2008/0175674 A1* 7/2008 Heindl E02D 5/08
 405/278
 2008/0310924 A1 12/2008 Heindl
 2010/0166508 A1* 7/2010 Tanaka E02D 29/02
 405/276
 2012/0269583 A1 10/2012 Heindl

OTHER PUBLICATIONS

Office Action issued for U.S. Appl. No. 29/707,206, dated Feb. 3, 2021.
 Office Action issued for U.S. Appl. No. 29/707,198, dated Feb. 3, 2021.
 Office Action issued for U.S. Appl. No. 29/756,420, dated Feb. 3, 2021.
 Office Action issued for U.S. Appl. No. 29/756,418, dated Feb. 3, 2021.

* cited by examiner

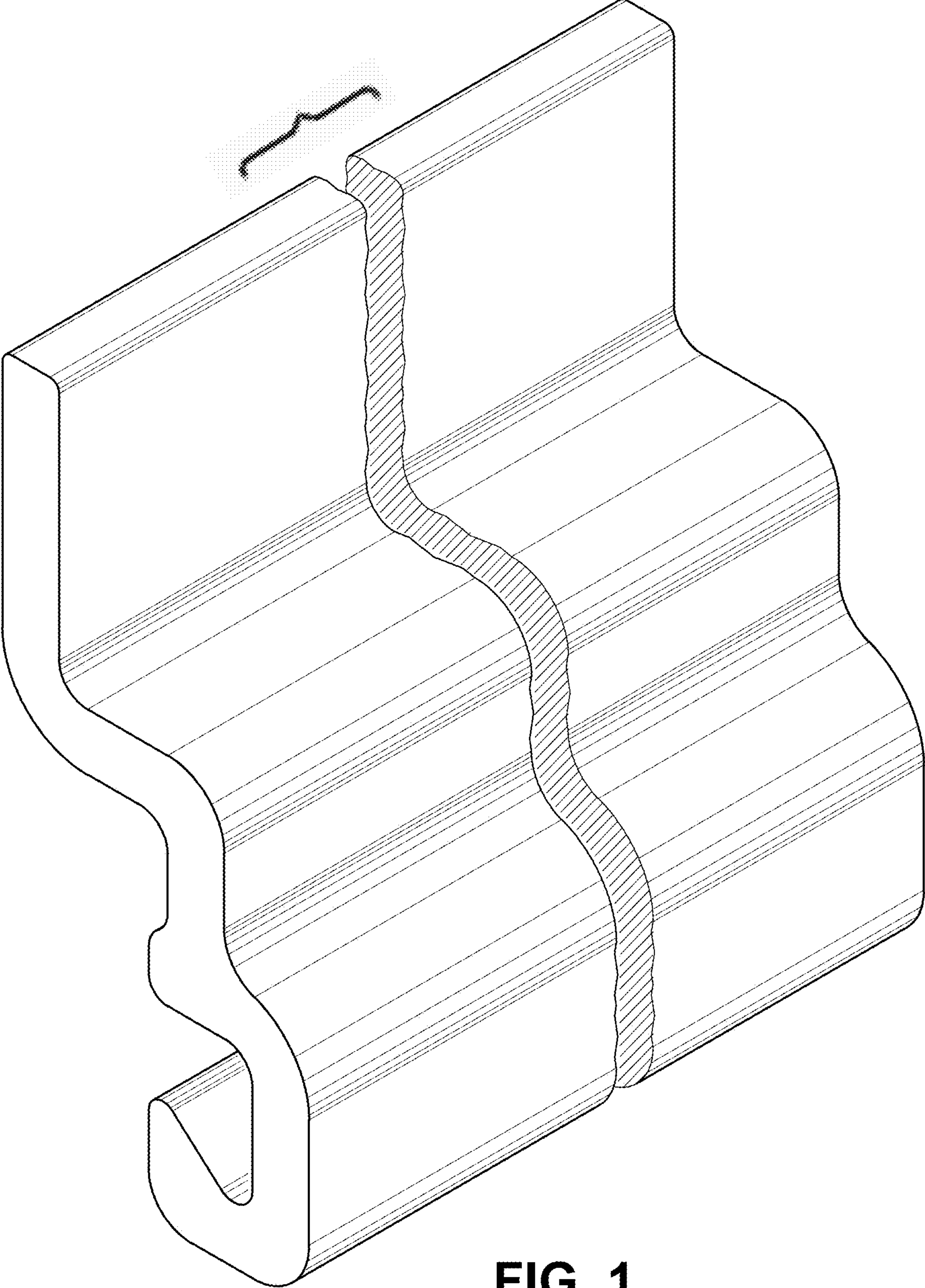


FIG. 1

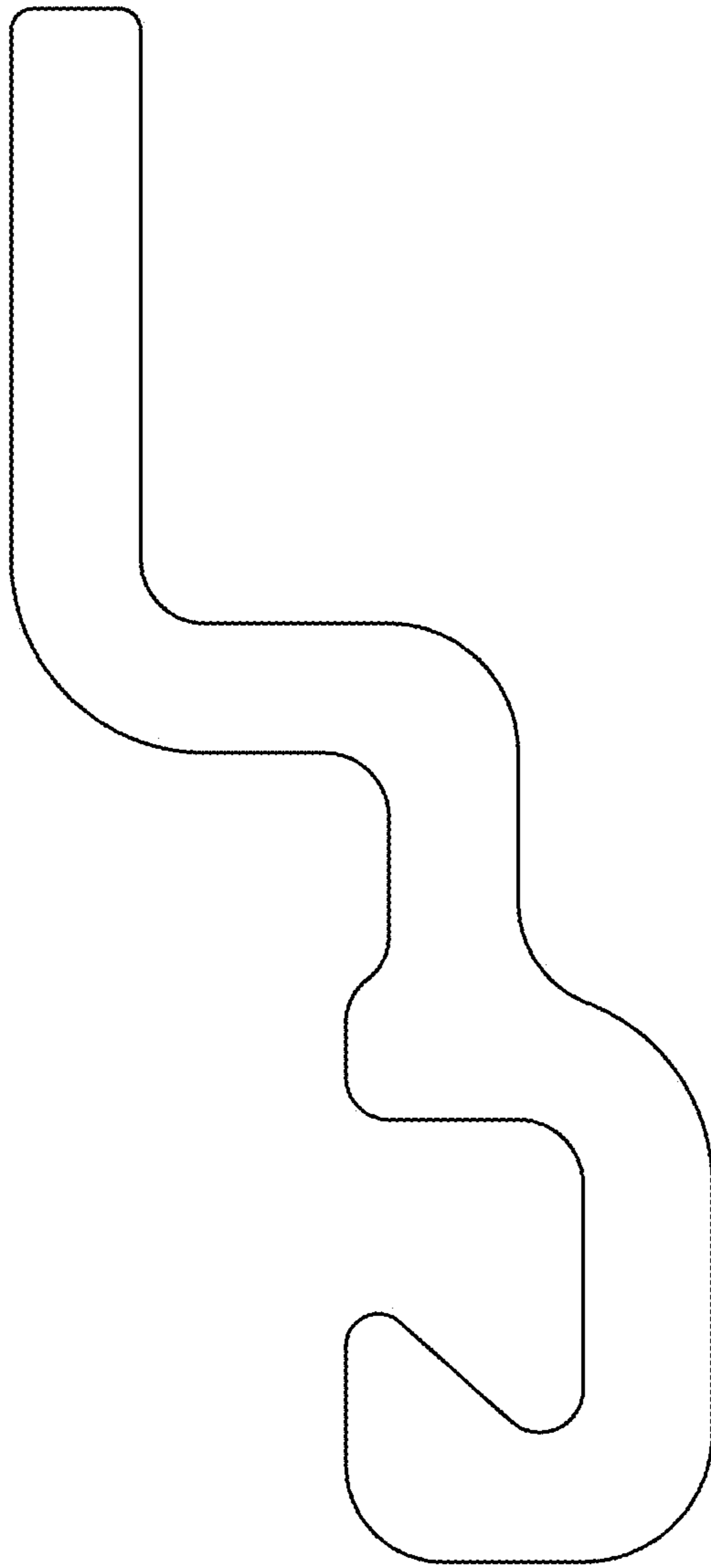


FIG. 2