



US00D938792S

(12) **United States Design Patent**
Arnold

(10) **Patent No.:** **US D938,792 S**

(45) **Date of Patent:** **** Dec. 21, 2021**

- (54) **REVERSIBLE BUFFING PAD BONNET**
- (71) Applicant: **Lewis Tracy Arnold**, St. Louis, MO (US)
- (72) Inventor: **Lewis Tracy Arnold**, St. Louis, MO (US)
- (73) Assignee: **J.M. Arnold, Inc.**, St. Louis, MO (US)
- (**) Term: **15 Years**
- (21) Appl. No.: **29/651,425**
- (22) Filed: **Aug. 14, 2018**
- (51) **LOC (13) Cl.** **08-05**
- (52) **U.S. Cl.**
USPC **D8/70**
- (58) **Field of Classification Search**
USPC D32/1, 4, 15-18, 25, 32-33, 40, 42;
D4/102, 119-120, 136; D8/70, 90;
D15/124, 126, 138; 15/209.1, 230,
15/230.12, 230.14, 230.16, 230.19, 244.1,
15/244.4; 451/527, 530, 60, 288, 359,
451/526, 533
CPC A46B 5/00; A46B 5/0025; A46B 5/0062;
A46B 5/02; A46B 17/00; A46B 17/02;
A46B 17/06; A46B 2200/30; A46B
2200/3006; A46B 2200/3013; B24B
37/26; B24D 13/14; B24D 13/20
See application file for complete search history.

(56) **References Cited**

U.S. PATENT DOCUMENTS

- 1,435,026 A 11/1922 Stangl
- 1,953,983 A * 4/1934 Benner B24D 11/00
451/527
- 2,507,412 A 5/1950 Livingston
- 4,965,905 A 10/1990 Kitahata et al.
- 4,998,314 A 3/1991 Borofsky
- 5,249,329 A 10/1993 Arnold

- 5,375,289 A 12/1994 Miyaoka
- 5,412,727 A 5/1995 Drexler et al.
- D367,743 S * 3/1996 Krause D15/126
- 5,527,215 A * 6/1996 Rubino B24B 37/26
451/527
- 5,530,986 A 7/1996 Rackley, Sr.
- 5,938,515 A * 8/1999 McLain B24D 18/00
451/528
- D421,166 S * 2/2000 Tintelnot D32/40
- D439,011 S * 3/2001 Linnette D28/7
- D444,483 S * 7/2001 Sunagawa D15/126
- D553,932 S * 10/2007 Boler, Jr. D8/70
- D559,068 S * 1/2008 Umbrell D8/70
- D559,069 S * 1/2008 Umbrell D8/70
- D595,749 S * 7/2009 Kusuyama D15/126
- D669,647 S 10/2012 Arnold
- D684,739 S 6/2013 Arnold

(Continued)

Primary Examiner — Michelle E. Wilson

(74) *Attorney, Agent, or Firm* — Paul M. Denk

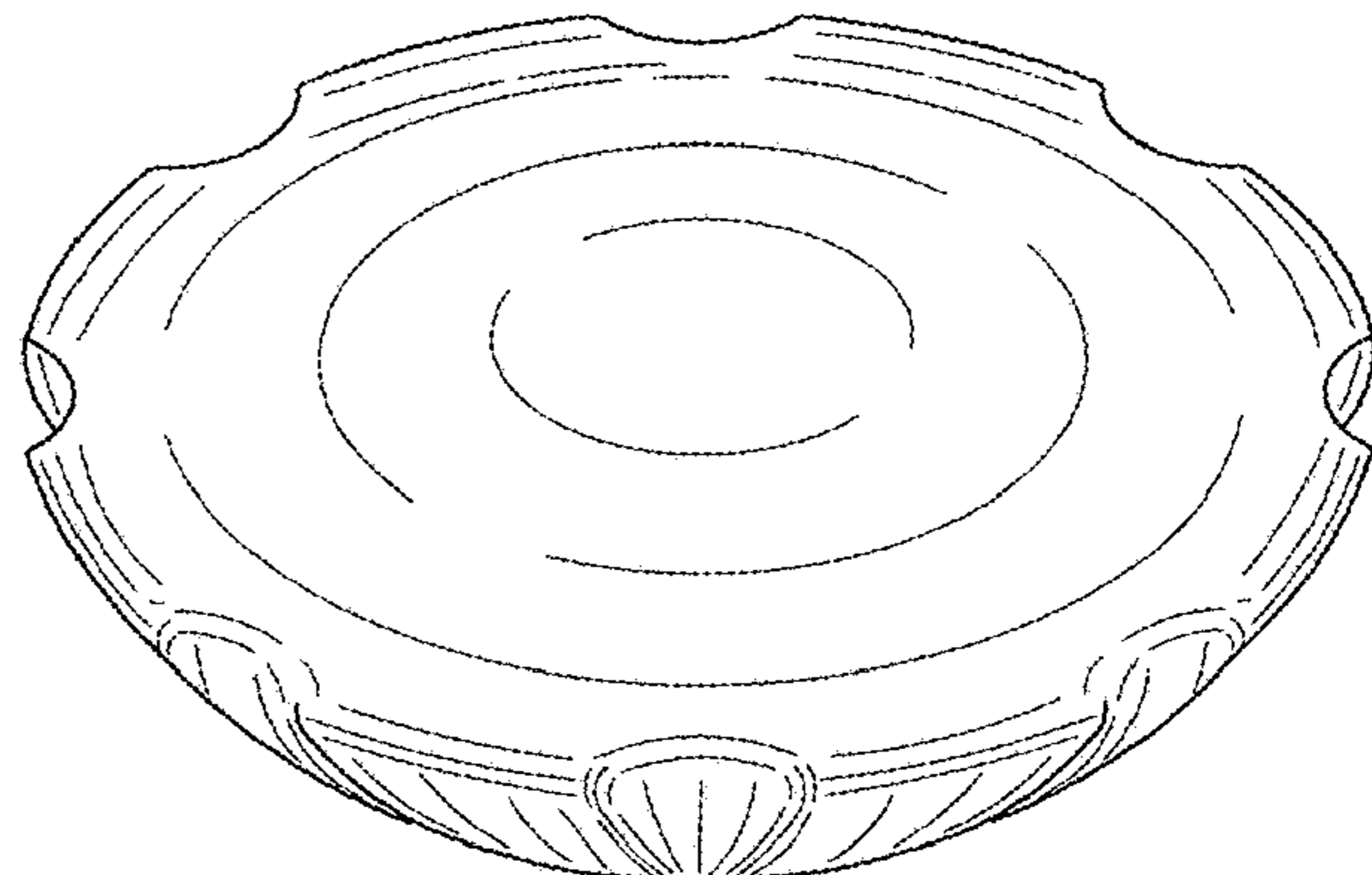
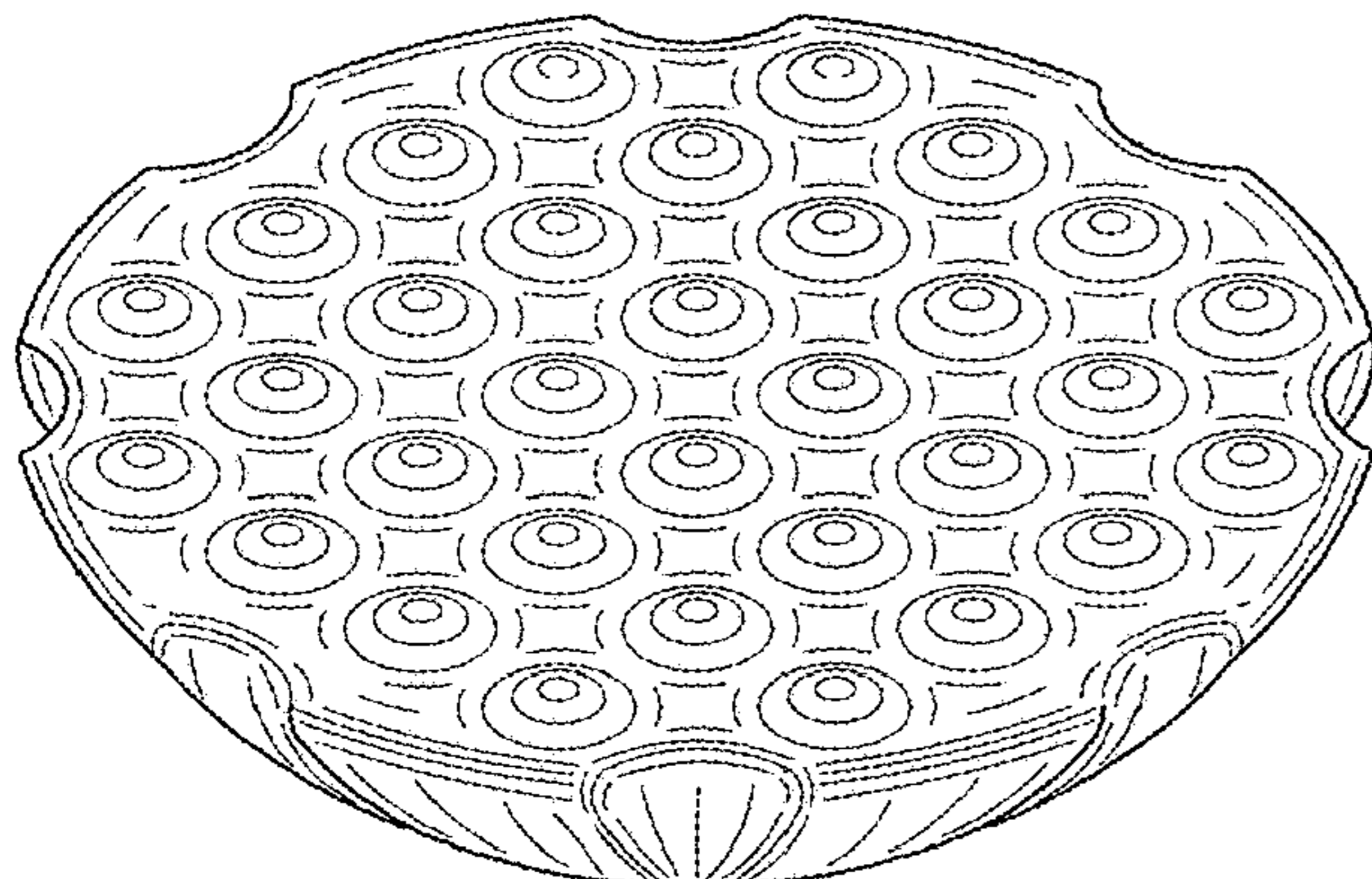
(57) **CLAIM**

The ornamental design for a reversible buffing pad bonnet, as shown and described.

DESCRIPTION

FIG. 1 is a perspective view of the reversible buffing pad bonnet showing its upper waffled surface of this invention; FIG. 2 is a top plan view thereof; FIG. 3 is a front view, the left right, and back views being a mirror image thereof; FIG. 4 is a bottom view thereof; FIG. 5 is a perspective view of the reversible buffing pad bonnet being inverted to provide an alternative smooth upper surface for the bonnet; FIG. 6 is a top plan view thereof; FIG. 7 is a front view, the left, right, and back views being a mirror image thereof; and, FIG. 8 is a bottom view thereof, showing the waffled surface tucked inside.

1 Claim, 4 Drawing Sheets



(56)

References Cited

U.S. PATENT DOCUMENTS

D803,650	S	*	11/2017	Umbrell	D8/70
D803,651	S	*	11/2017	Umbrell	D8/70
D803,652	S	*	11/2017	Umbrell	D8/70
D804,923	S	*	12/2017	Umbrell	D8/70
D804,925	S	*	12/2017	Umbrell	D8/70
D813,634	S	*	3/2018	Umbrell	D8/70
D840,206	S	*	2/2019	Umbrell	D8/70
D856,076	S	*	8/2019	Howard	D7/409
D856,077	S	*	8/2019	Howard	D7/409
D876,195	S	*	2/2020	Luna	D8/70

* cited by examiner

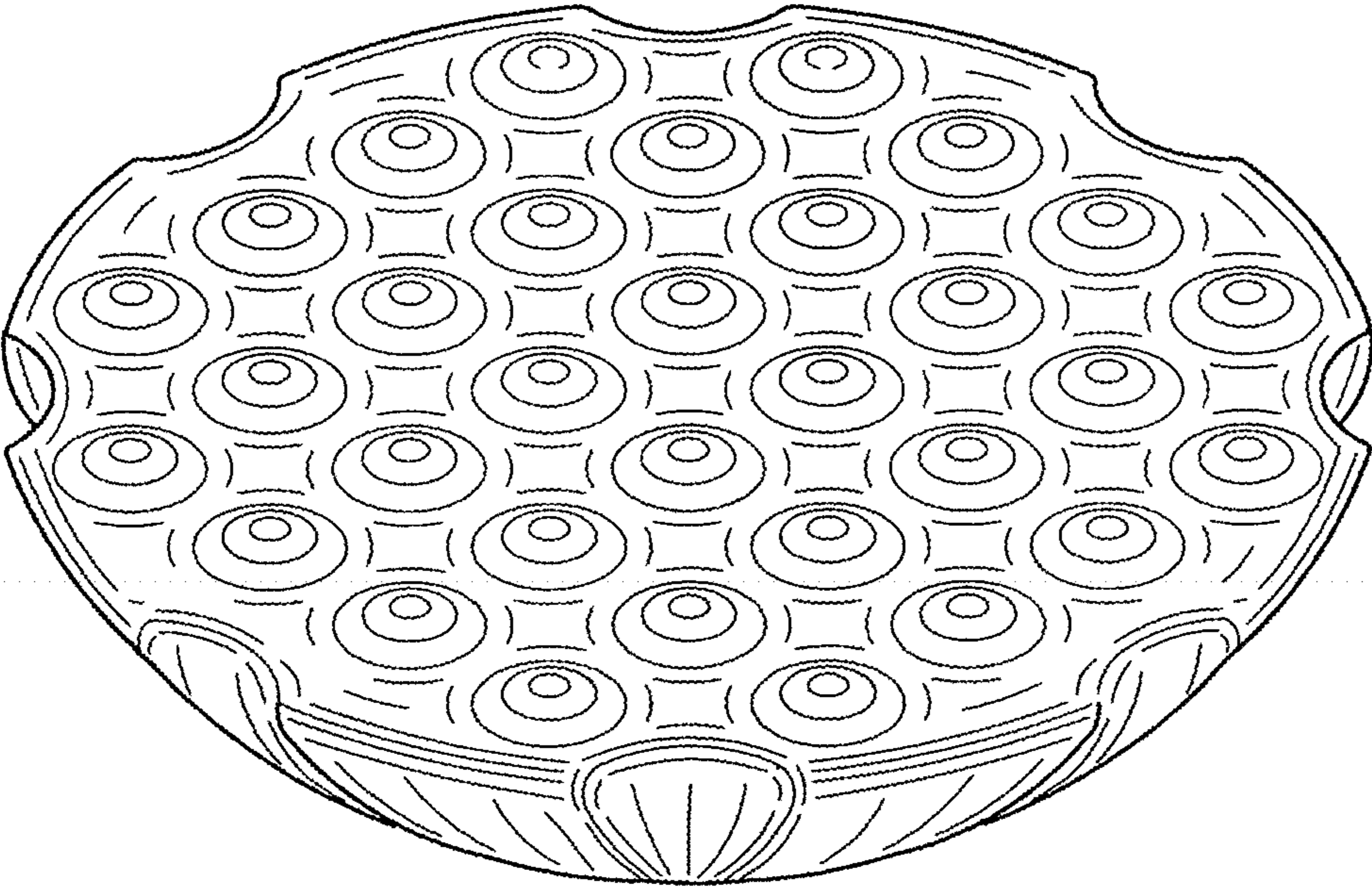


FIG. 1




FIG. 2

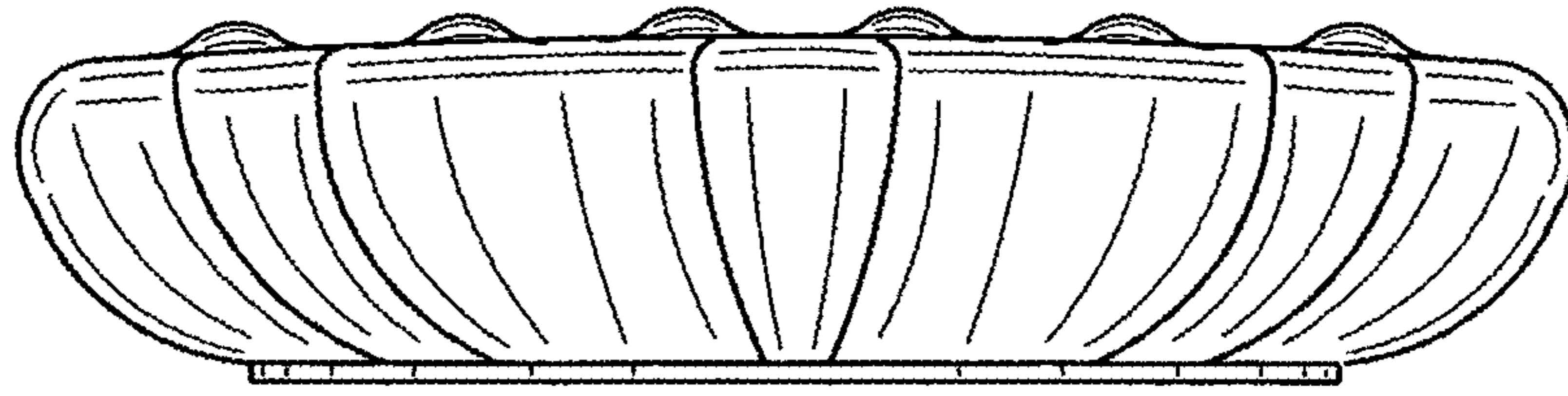


FIG. 3




FIG. 4

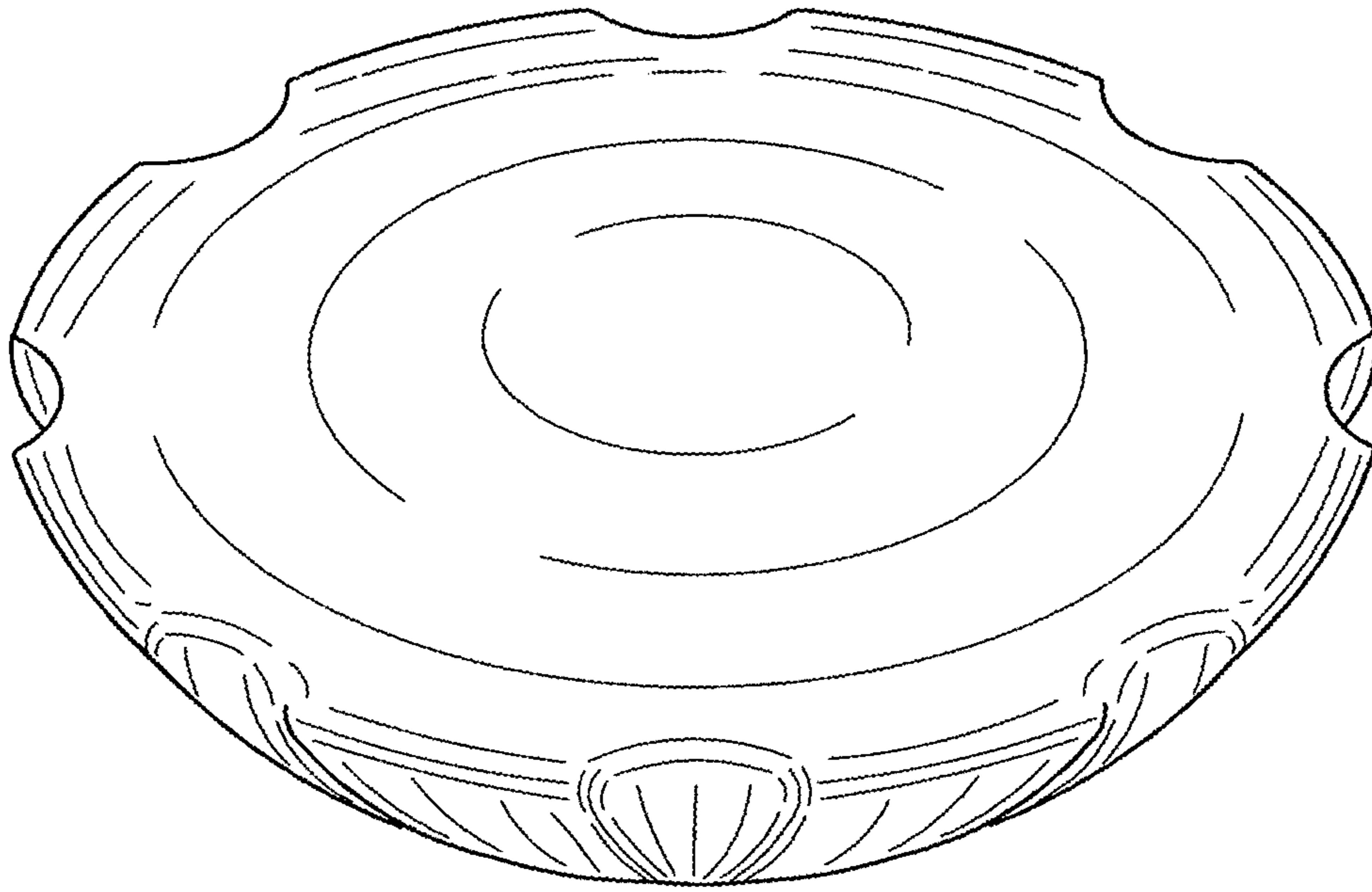


FIG. 5

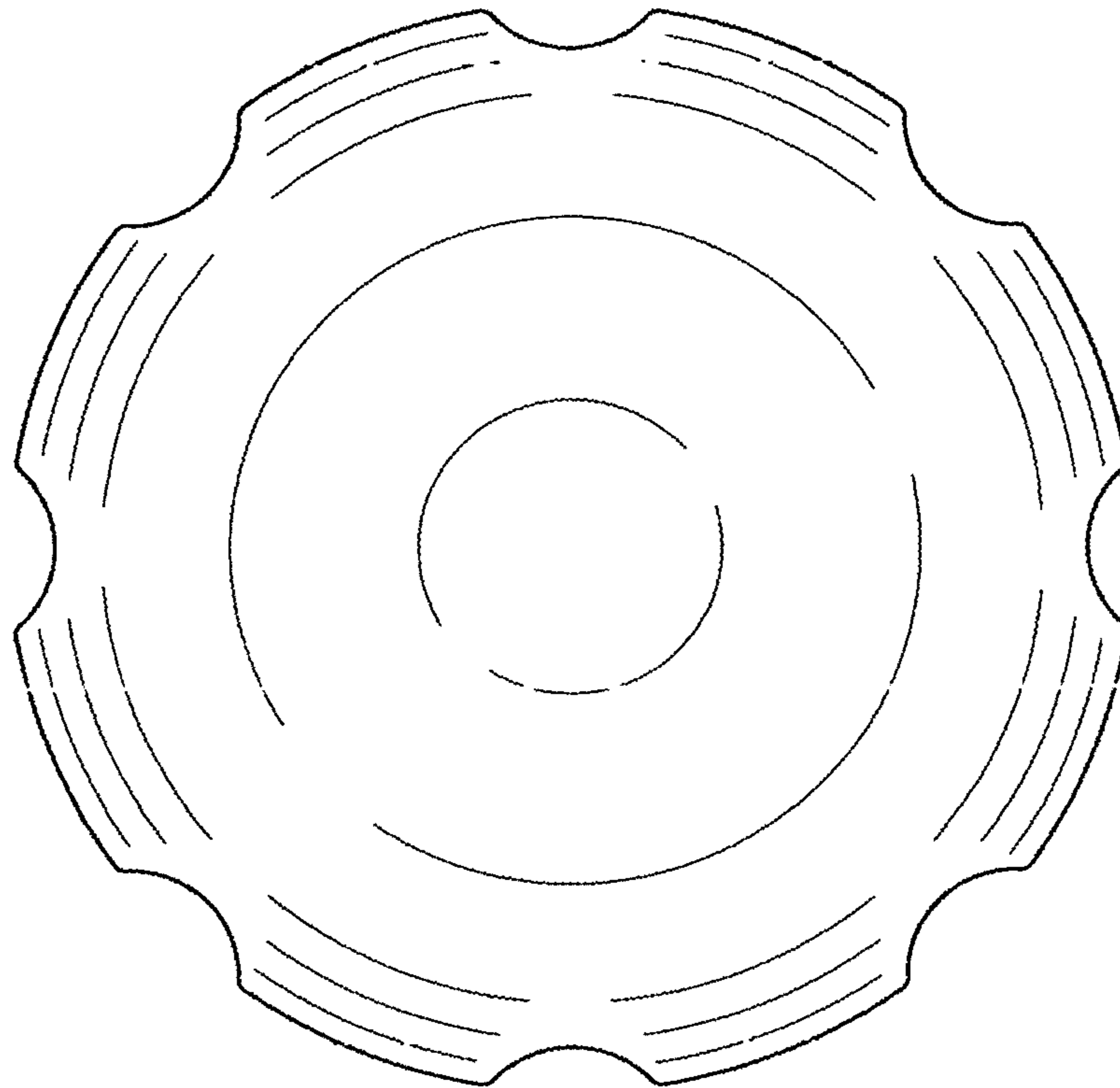


FIG. 6




FIG. 7




FIG. 8