



US00D938754S

(12) **United States Design Patent** (10) **Patent No.:** **US D938,754 S**
Tang (45) **Date of Patent:** **** Dec. 21, 2021**

(54) **GUN RACK**
(71) Applicant: **Xuewen Tang**, Shenzhen (CN)
(72) Inventor: **Xuewen Tang**, Shenzhen (CN)

D687,247 S 8/2013 Meeks
D734,957 S 7/2015 Meeks
D817,026 S * 5/2018 Sammut D6/552
D831,378 S * 10/2018 Crowe D6/552
D880,894 S * 4/2020 Liu D6/552
D916,507 S * 4/2021 Cunningham D6/552

(**) Term: **15 Years**

OTHER PUBLICATIONS

(21) Appl. No.: **29/778,805**

Amazon.com, VLB AR15 Wall Mount, INdoor Gun Rack Strong Wall Mount and Display, May 12, 2021, <https://www.amazon.com/dp/B094QVWNH7/> (Year: 2021).*

(22) Filed: **Apr. 15, 2021**

(51) **LOC (13) Cl.** **06-04**

* cited by examiner

(52) **U.S. Cl.**
USPC **D6/553; D6/552**

Primary Examiner — Nathan M Johnston

(58) **Field of Classification Search**
USPC D6/553, 296, 329, 552, 567; D8/1, 380, D8/381; D21/385, 662, 698; D22/100, D22/108, 199; 49/94, 37.04; 211/64, 211/13.1, 49.1, 60.1, 70.5, 86.01, 87.01, 211/88.01, 89.01, 181.1, 560; 248/156, 248/530, 121, 175, 200, 302, 304, 309.1, 248/310, 312
CPC ... A47B 81/005; A47B 96/16; A47B 96/1466; A47B 96/06; B60R 7/14; B60N 2002/4405; Y10D 224/903; F41A 23/16; F41A 23/18; F41C 33/005; Y10S 224/913
See application file for complete search history.

(57) **CLAIM**

The ornamental design for a gun rack, as shown and described.

DESCRIPTION

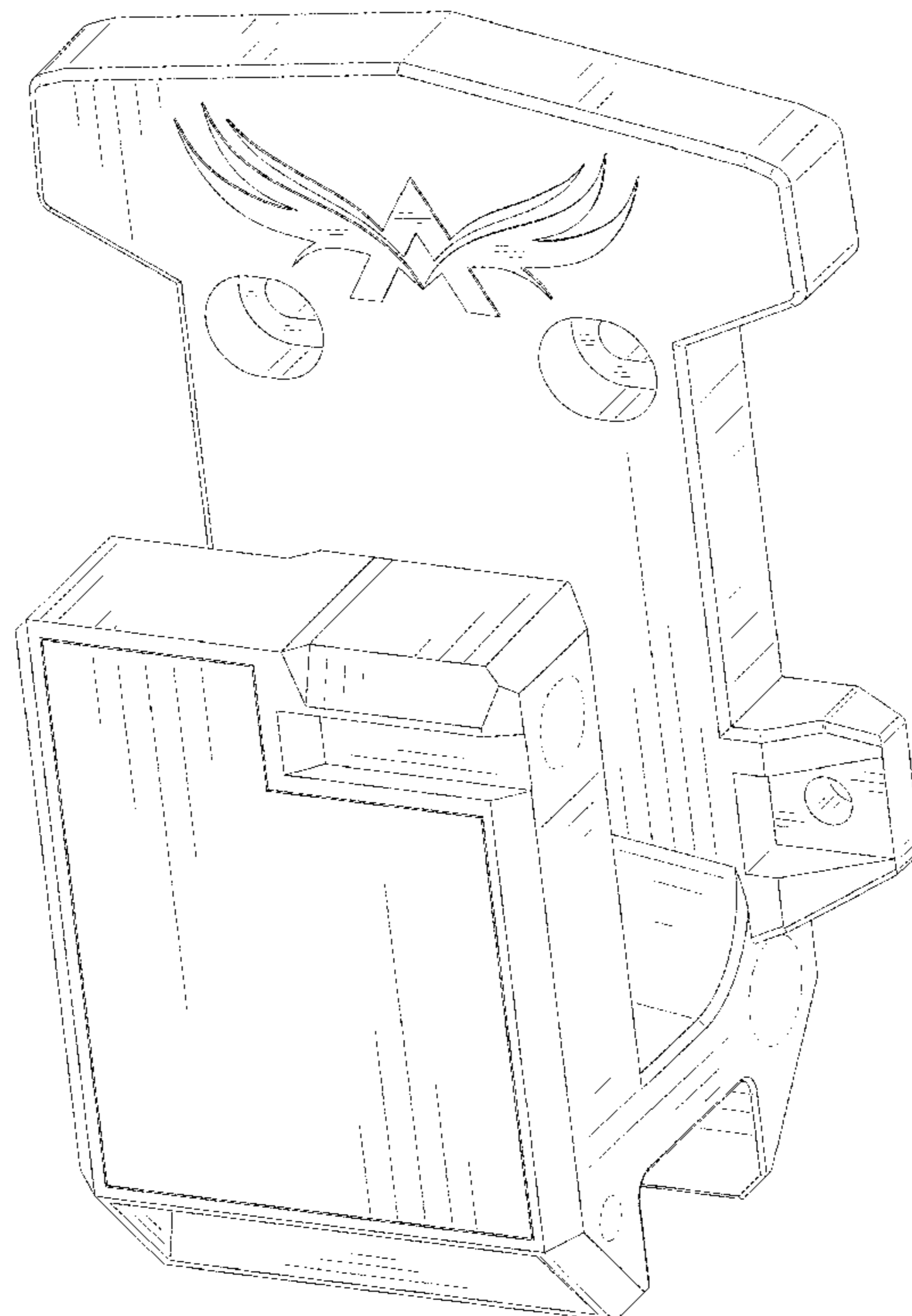
FIG. 1 is a perspective view of a gun rack showing my new design;
FIG. 2 is another perspective view thereof;
FIG. 3 is a front elevational view thereof;
FIG. 4 is a rear elevational view thereof;
FIG. 5 is a left side elevational view thereof;
FIG. 6 is a right side elevational view thereof;
FIG. 7 is a top plan view thereof; and,
FIG. 8 is a bottom plan view thereof.
The broken lines in the drawings depict portions of the gun rack that form no part of the claimed design.

(56) **References Cited**

U.S. PATENT DOCUMENTS

D365,715 S * 1/1996 Zebbedies D6/552
D397,403 S * 8/1998 Zebbedies D22/100
D530,960 S * 10/2006 Osiecki D6/552

1 Claim, 8 Drawing Sheets



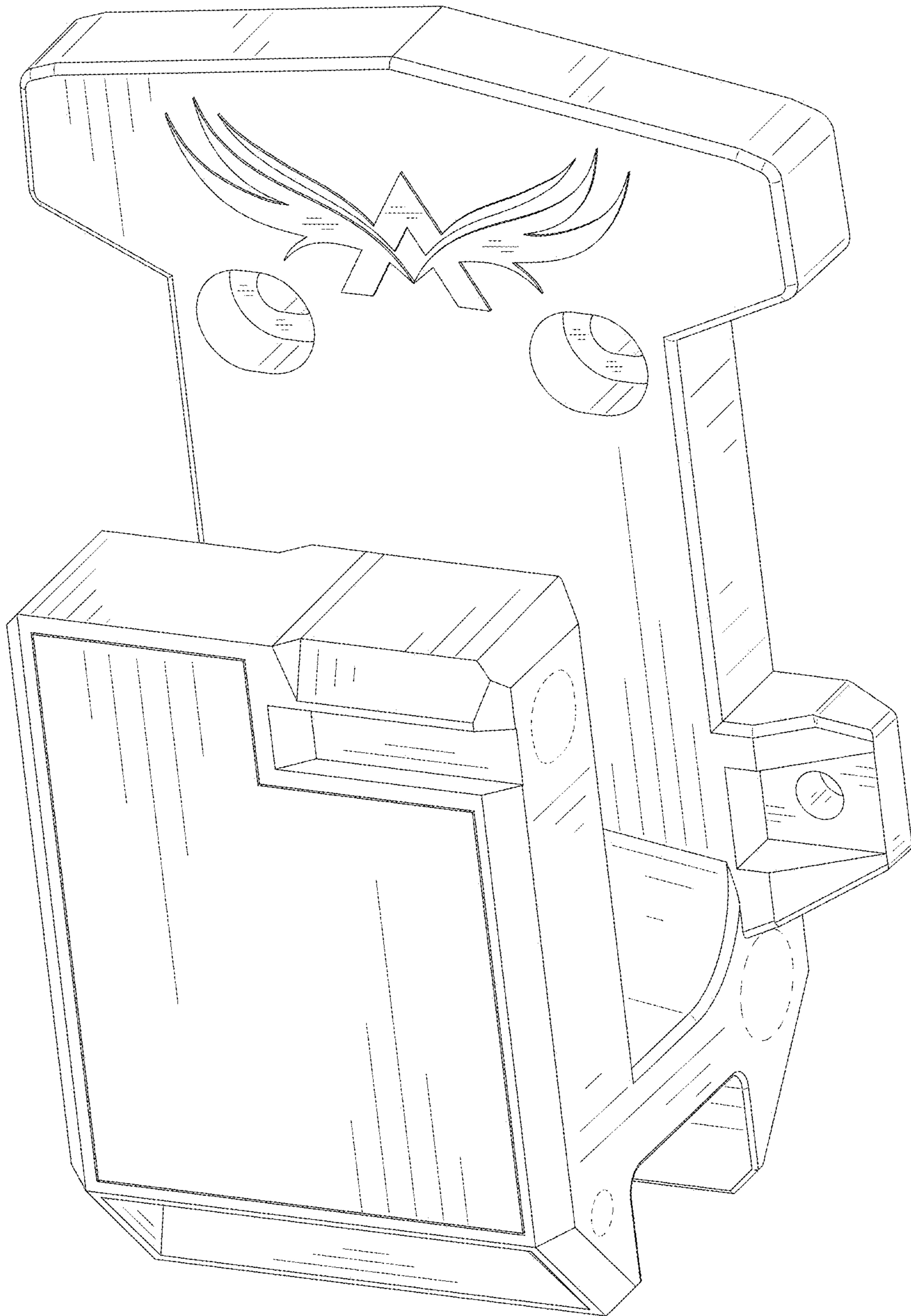


FIG. 1

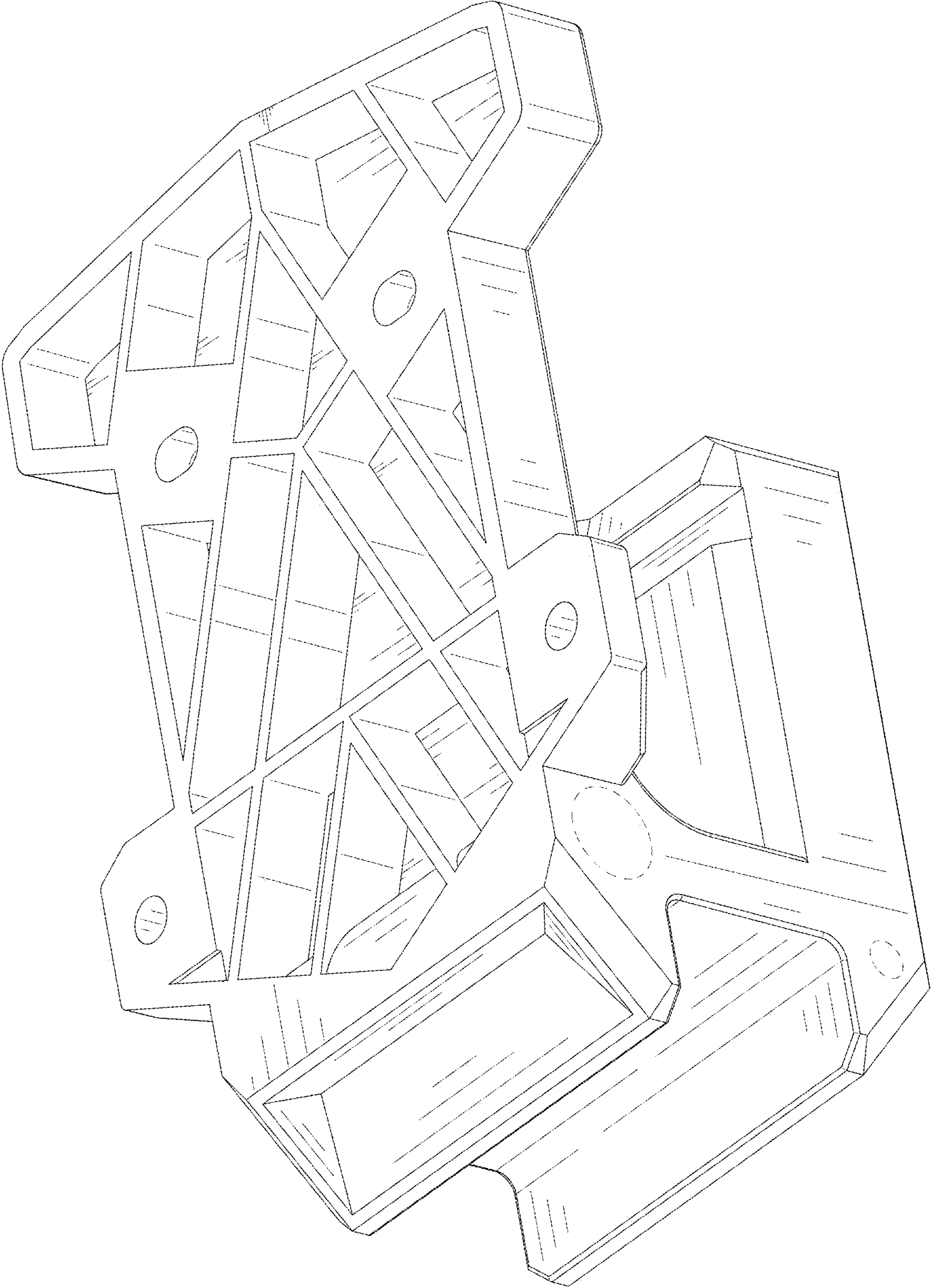


FIG. 2




FIG. 3




FIG. 4

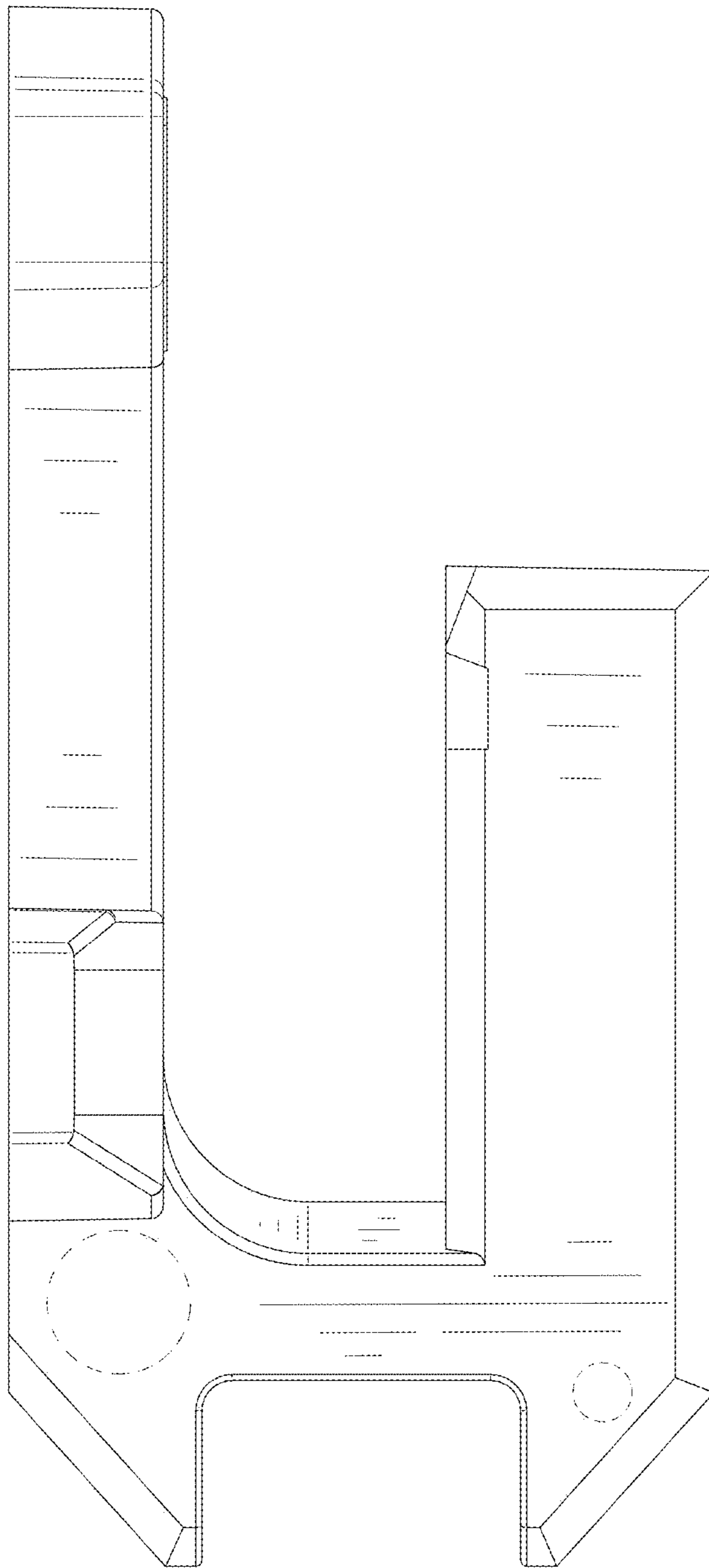


FIG. 5

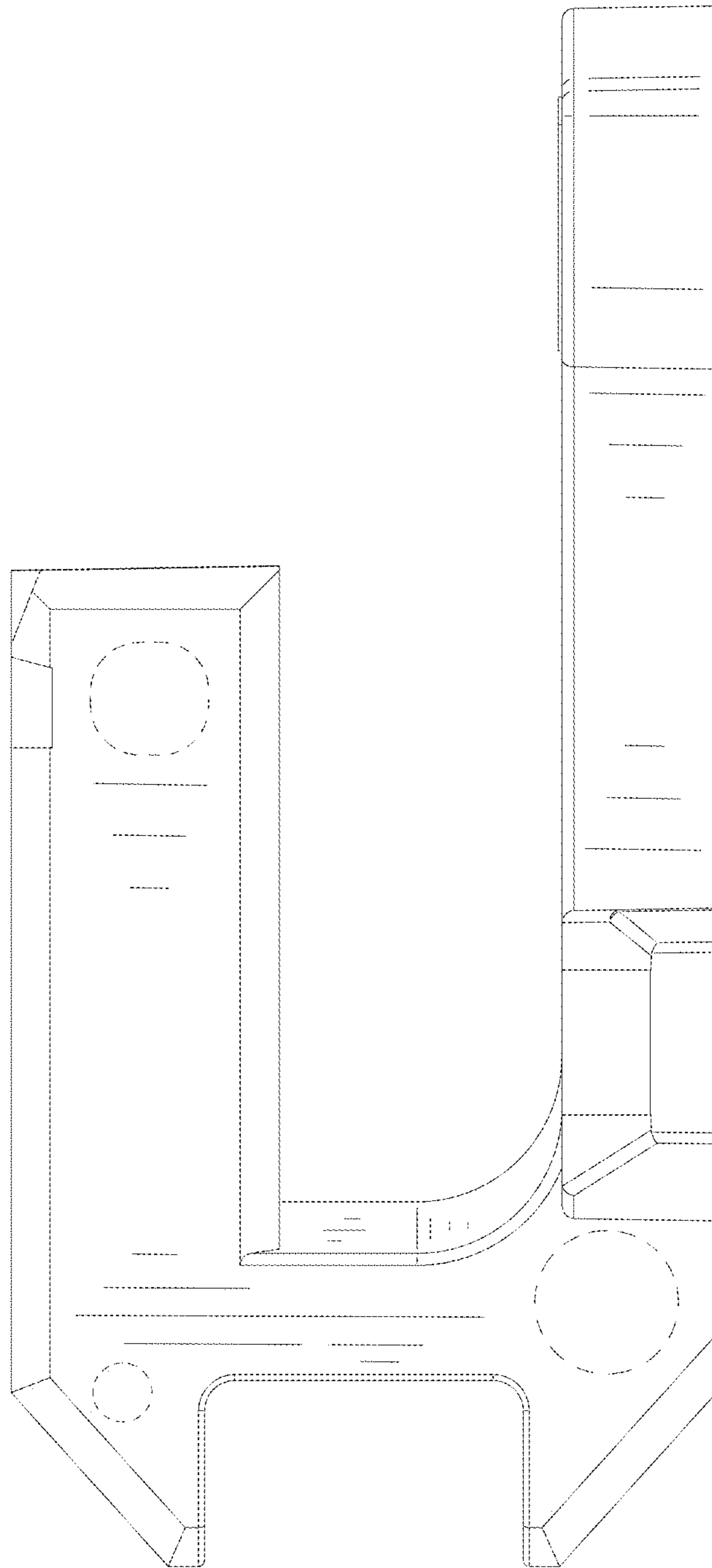


FIG. 6

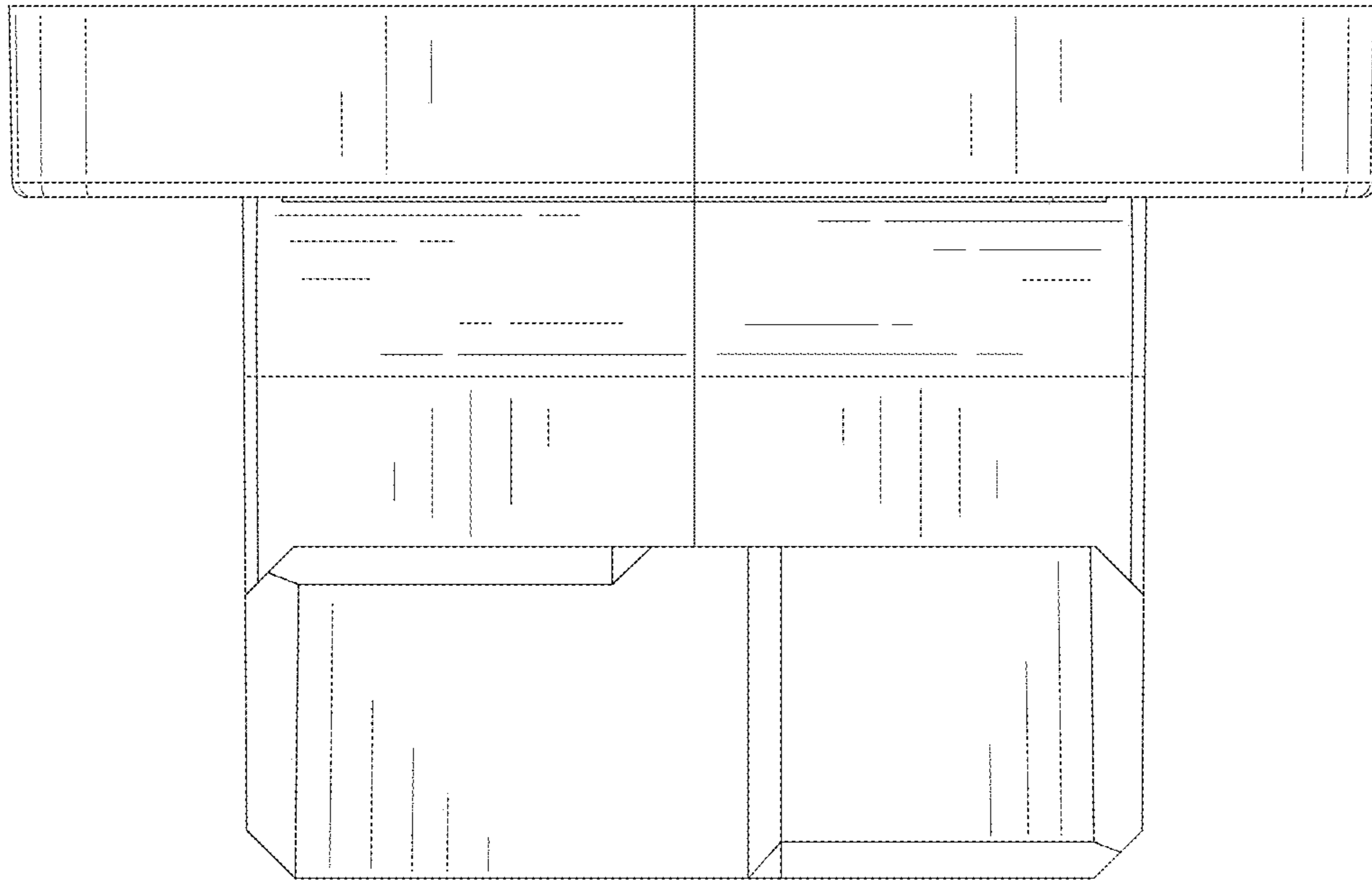


FIG. 7




FIG. 8