



US00D938751S

(12) **United States Design Patent**
Ciani et al.

(10) **Patent No.:** **US D938,751 S**

(45) **Date of Patent:** **** Dec. 21, 2021**

(54) **CHAIR**

(71) Applicant: **Beaufurn, LLC**, Advance, NC (US)

(72) Inventors: **Edi Ciani**, San Giovanni al Natisone Province of Udi (IT); **Paolo Ciani**, San Giovanni al Natisone Province of Udi (IT)

(73) Assignee: **Beaufurn, LLC**, Advance, NC (US)

(**) Term: **15 Years**

(21) Appl. No.: **29/736,985**

(22) Filed: **Jun. 4, 2020**

(51) **LOC (13) Cl.** **06-01**

(52) **U.S. Cl.**
USPC **D6/374**

(58) **Field of Classification Search**

USPC D6/333, 334, 341, 348, 349, 350, 352, D6/353, 360, 364, 369, 370, 371, 373, D6/374, 375, 376, 377, 379, 380, 390, D6/677, 692, 700, 708, 708.16, 716, 611; D16/237; D21/412, 419, 521
CPC A47C 1/124; A47C 3/34; A47C 4/028; A47C 4/02; A47C 5/12; A47C 5/125; A47C 7/506; A47C 9/007; A47C 13/005; A47C 13/023; A47C 31/113; A47C 31/02; A47C 5/06; A47C 5/08; A47C 27/00; A47C 27/086; A47C 31/11; A47C 7/021; A47C 7/0213; B60R 2/0284; B60R 2/062; B60R 22/001; B60R 22/24; B60R 22/28; B60R 22/58; B60R 22/64; B60R 22/68; B60R 22/80; B60R 22/99; B60R 22/245; B60R 22/643; B60R 22/646; B60R 22/665; B60R 22/686; B60R 22/688; B60R 22/803; B60R 22/986; B60R 22/914; B60R 22/995

See application file for complete search history.

(56) **References Cited**

U.S. PATENT DOCUMENTS

D188,488 S * 8/1960 Otto D6/334
D259,751 S * 7/1981 Redmond D6/339

D261,957 S * 11/1981 Lubke D6/379
D402,126 S * 12/1998 Silva D6/360
D477,720 S * 7/2003 Diaz-Azcuy D6/334
D530,110 S * 10/2006 Kreiss D6/360
D588,826 S * 3/2009 Ricchio D6/360

(Continued)

Primary Examiner — Kevin K Rudzinski

Assistant Examiner — Paul D Bohannon

(74) *Attorney, Agent, or Firm* — MacCord Mason PLLC

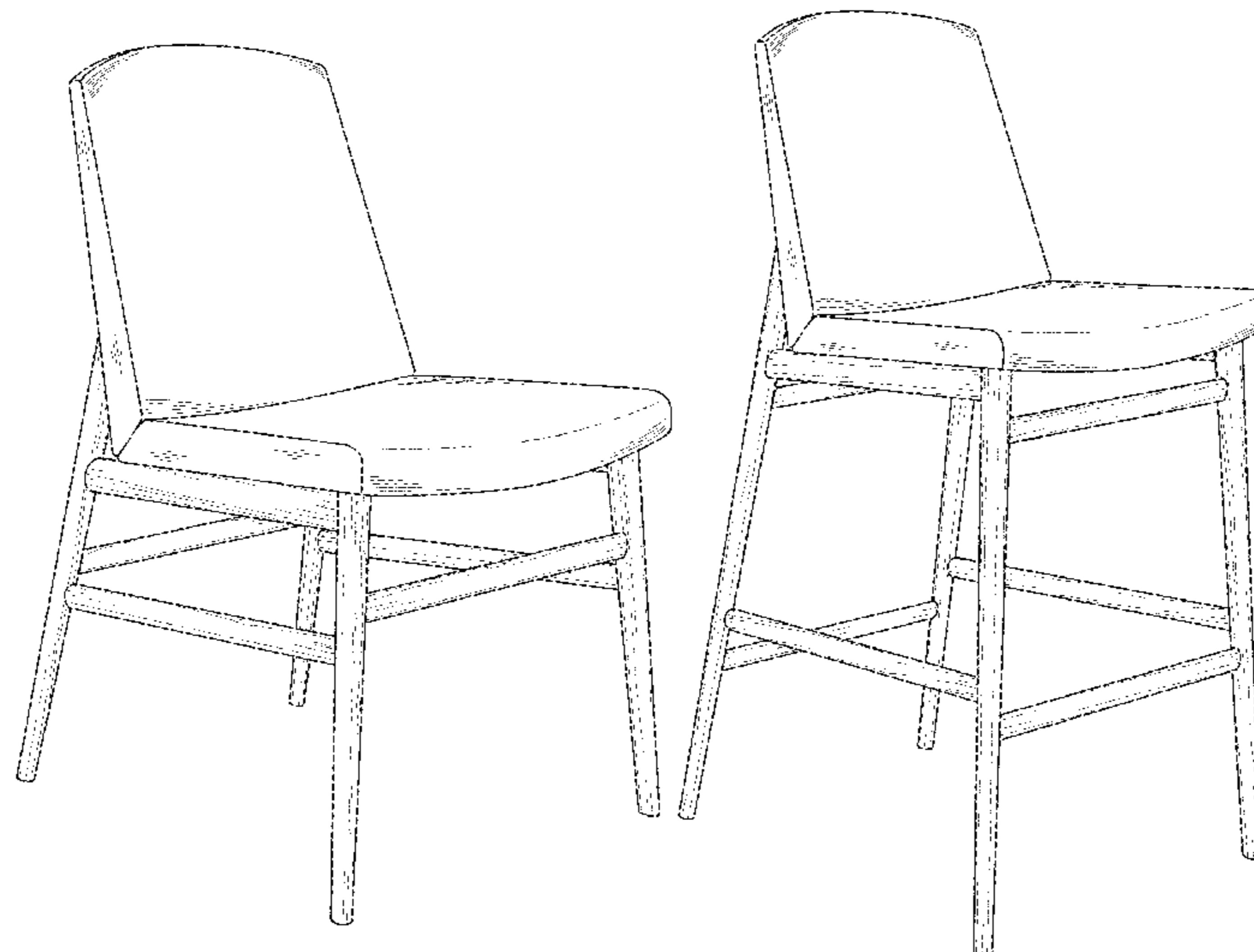
(57) **CLAIM**

The ornamental design for a chair, as shown and described.

DESCRIPTION

FIG. 1 is a front perspective view of a first embodiment of a chair of the design;
FIG. 2 is a front elevation view of the first embodiment of the design;
FIG. 3 is a right side elevation view of the first embodiment of the design;
FIG. 4 is a left side elevation view of the first embodiment of the design;
FIG. 5 is a rear elevation view of a first embodiment of the design;
FIG. 6 is a front perspective view of a second embodiment of a chair of the design;
FIG. 7 is a front elevation view of the second embodiment of a chair piece of the design;
FIG. 8 is a right side elevation view of the second embodiment of the design;
FIG. 9 is a left side elevation view of the second embodiment of the design; and,
FIG. 10 is a rear elevation view of a second embodiment of the chair of the design.
The texturing shown on the chair frames indicates wood construction.

1 Claim, 10 Drawing Sheets



(56)

References Cited

U.S. PATENT DOCUMENTS

D593,336	S	*	6/2009	Ciani	D6/374
D609,035	S	*	2/2010	Muller	D6/716
D651,007	S	*	12/2011	Ciani	D6/360
D657,968	S	*	4/2012	Thorfinnson	D6/336
D661,918	S	*	6/2012	Ciani	D6/375
D686,010	S	*	7/2013	Cramer	D6/379
D690,526	S	*	10/2013	Cramer	D6/379
D730,097	S	*	5/2015	Kubryk	D6/716
D730,669	S	*	6/2015	Kubryk	D6/716
D739,663	S	*	9/2015	Yuglich	D6/380
D744,251	S	*	12/2015	Mick	D6/360
D763,002	S	*	8/2016	Moscheri	D6/379
D763,003	S	*	8/2016	Moscheri	D6/380
D763,004	S	*	8/2016	Moscheri	D6/380
D767,295	S	*	9/2016	Haase	D6/374
D785,962	S	*	5/2017	Muller	D6/374
D811,757	S	*	3/2018	Moscheri	D6/334
D816,357	S	*	5/2018	Hagan	D6/348
D821,771	S	*	7/2018	Ciani	D6/375
D831,368	S	*	10/2018	Jones	D6/374
D850,138	S	*	6/2019	Taraba	D6/380
D859,022	S	*	9/2019	Jones	D6/374
D862,917	S	*	10/2019	Woudstra	D6/360
D894,627	S	*	9/2020	Hughes	D6/374
D894,628	S	*	9/2020	Del Portillo	D6/380
D899,115	S	*	10/2020	Lee	D6/348
D899,120	S	*	10/2020	Del Portillo	D6/360

* cited by examiner

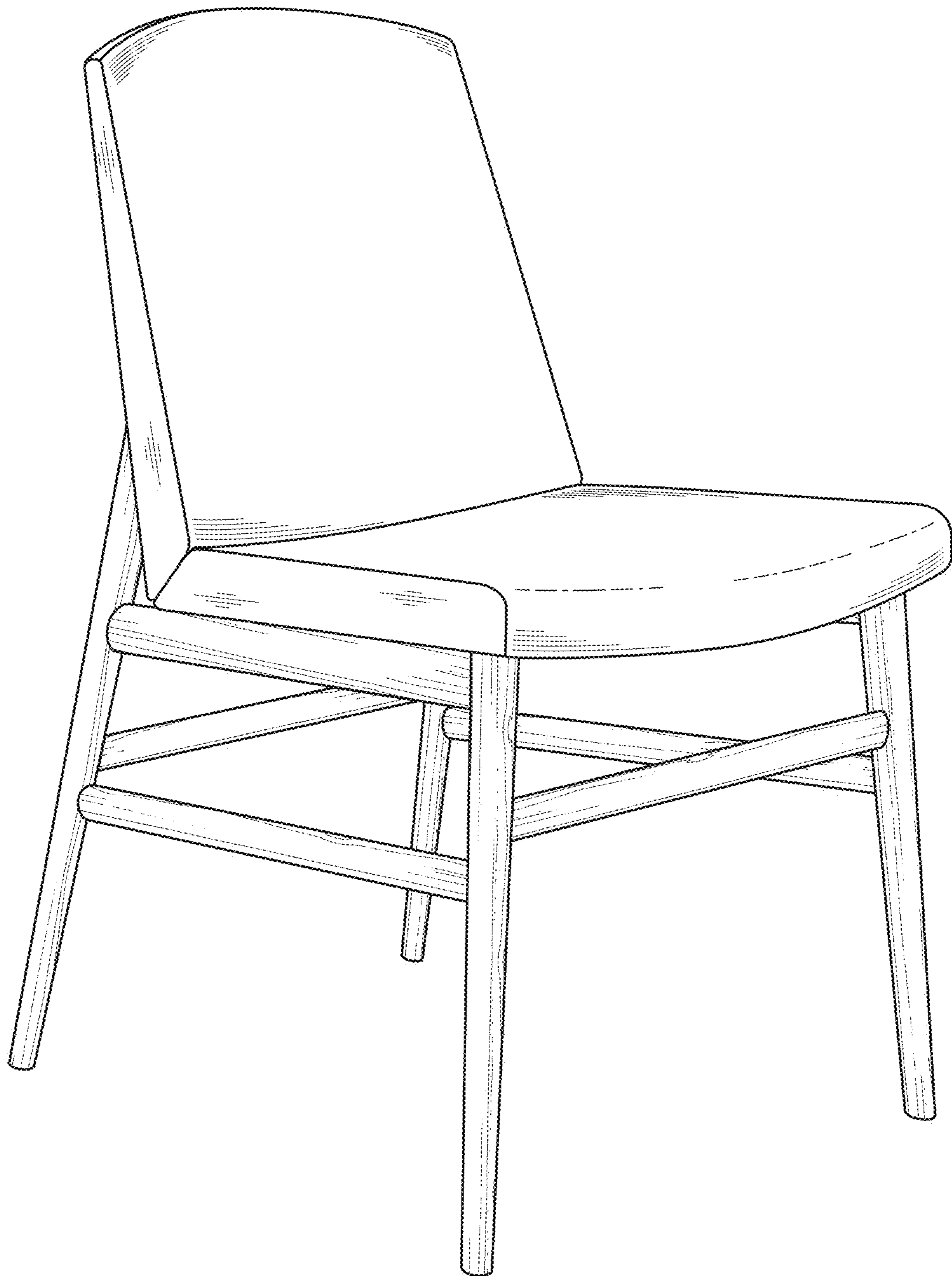


FIG. 1




FIG. 2




FIG. 3




FIG. 4




FIG. 5




FIG. 6




FIG. 7




FIG. 8




FIG. 9




FIG. 10