



US00D938741S

(12) **United States Design Patent** (10) **Patent No.:** **US D938,741 S**
Losness et al. (45) **Date of Patent:** **** Dec. 21, 2021**

- (54) **HANGER SOCK**
- (71) Applicant: **TARGET BRANDS, INC.**,
Minneapolis, MN (US)
- (72) Inventors: **Laurie Losness**, Coon Rapids, MN
(US); **Jeremy A. Clark**, Minneapolis,
MN (US); **Scott A. Meyer**, Shakopee,
MN (US); **Terrence J. Hornsby, Jr.**,
Minneapolis, MN (US)
- (73) Assignee: **TARGET BRANDS, INC.**,
Minneapolis, MN (US)
- (**) Term: **15 Years**
- (21) Appl. No.: **29/806,801**
- (22) Filed: **Sep. 7, 2021**

Related U.S. Application Data

- (62) Division of application No. 29/734,571, filed on May
13, 2020, now Pat. No. Des. 931,626.
- (51) **LOC (13) Cl.** **06-08**
- (52) **U.S. Cl.**
USPC **D6/328**
- (58) **Field of Classification Search**
USPC D6/315-328
CPC A47G 25/442; A47G 25/30; A47G 25/20;
A47G 25/26; A47G 25/183
See application file for complete search history.

(56) **References Cited**

U.S. PATENT DOCUMENTS

1,320,445 A	11/1919	Butrick
1,817,369 A	8/1931	Hadden
D114,753 S	5/1939	Fewster
2,481,737 A	9/1949	Gartner
2,614,736 A	10/1952	Sarti
2,622,742 A	12/1952	Oldham
2,652,957 A	9/1953	Wolf
2,652,958 A	9/1953	Alvord

2,904,233 A	9/1959	Brothers
3,484,029 A	12/1969	Gaydos
3,680,748 A	8/1972	Brunhuber
4,606,482 A	8/1986	McHugh
6,065,653 A	5/2000	Lin
6,076,716 A	6/2000	Reyes
6,138,880 A	10/2000	Williams
D662,718 S	7/2012	Robinson

(Continued)

OTHER PUBLICATIONS

“M Non-Slip Rubber Hanger Grips Clear Box of 300”, printed from
www.amazon.com/Non-slip-Rubber-Hanger-Grips-Clear/dp/
B00OL5PB3Q, publicly available at least as early as Nov. 22, 2015
(6 pages).

(Continued)

Primary Examiner — Lauren R Calve

(74) *Attorney, Agent, or Firm* — JoAnn M. Seaton;
Griffiths & Seaton PLLC

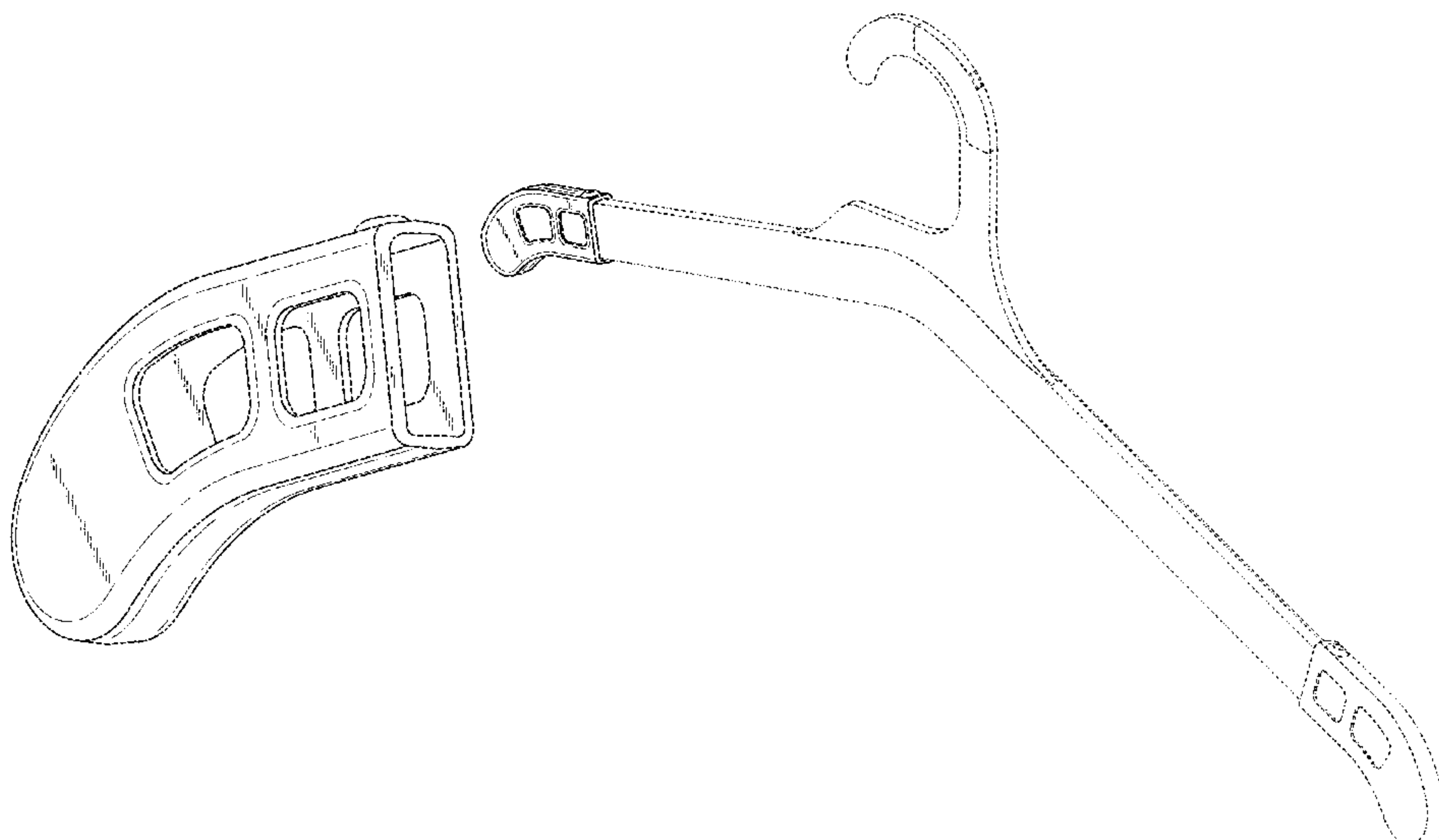
(57) **CLAIM**

The ornamental design for a hanger sock, as shown and
described.

DESCRIPTION

FIG. 1 is a bottom, front perspective view of a hanger sock
showing our new design;
FIG. 2 is a front view thereof;
FIG. 3 is a rear view thereof;
FIG. 4 is a left side view thereof;
FIG. 5 is a right side view thereof;
FIG. 6 is a top view thereof; and
FIG. 7 is a bottom view thereof; and,
FIG. 8 is a top, front perspective view of the hanger sock of
FIG. 1 shown during optional use.
The features shown in broken lines in FIG. 8 indicate
optional environmental subject matter and form no part of
the claimed design.

1 Claim, 4 Drawing Sheets



(56)

References Cited

U.S. PATENT DOCUMENTS

8,292,135	B1	10/2012	Schorn	
D734,040	S *	7/2015	Abdi	D6/328
9,186,009	B2	11/2015	Laibe	
D852,521	S	7/2019	Clark et al.	
D931,626	S *	9/2021	Losness	D6/328
2005/0115993	A1	6/2005	Miura	
2008/0169319	A1 *	7/2008	Wallace	A47G 25/20 223/98
2008/0272159	A1	11/2008	Robinson	
2011/0220693	A1	9/2011	Ma	
2018/0325298	A1	11/2018	Williams	
2020/0237130	A1 *	7/2020	Varelas	A47G 25/442

OTHER PUBLICATIONS

“8 pcs Clothes Hanger Caps”, printed from www.ebay.com/itm/x-8pcs-Clothes-Hanger-Caps-Prevent-cloth...DTmU%253D&orig_cvip=true&nordt=true&rt-nc&_trksid-p2047675.12557, publicly available at least as early as Feb. 18, 2020 (4 pages).

“Black Rubber Slip Stop Hanger Grippers”, printed from www.grand-benedicts.com/pc_product_detail.asp?key=DF7FD...x2y1t1PwcVAGu0zvsbV3rHICxvT3rya7emv6AXjerOTa60zhZUaAgtrEALw_wcB, publicly available at least as early as Feb. 18, 2020 (1 page).

“Shoulder Savers Hanger, Black, Pk2”, printed from www.zoro.com/honey-can-do-shoulder-savers-hanger-black-pk2-hng-01090/i/G4523924/, publicly available at least as early as Feb. 18, 2020 (9 pages).

“Clear Non-Slip Rubber Hanger Grips”, printed from www.walmart.com/ip/Clear-Non-Slip-Rubber-Hanger-Grips-A...2Pz_q9NyLy0Wmyw77MyctnD1ivnHefQT1VsLoDk0Liy7pGSQsaAIBfEALw_wcB, publicly available at least as early as Apr. 16, 2019 (6 pages).

* cited by examiner

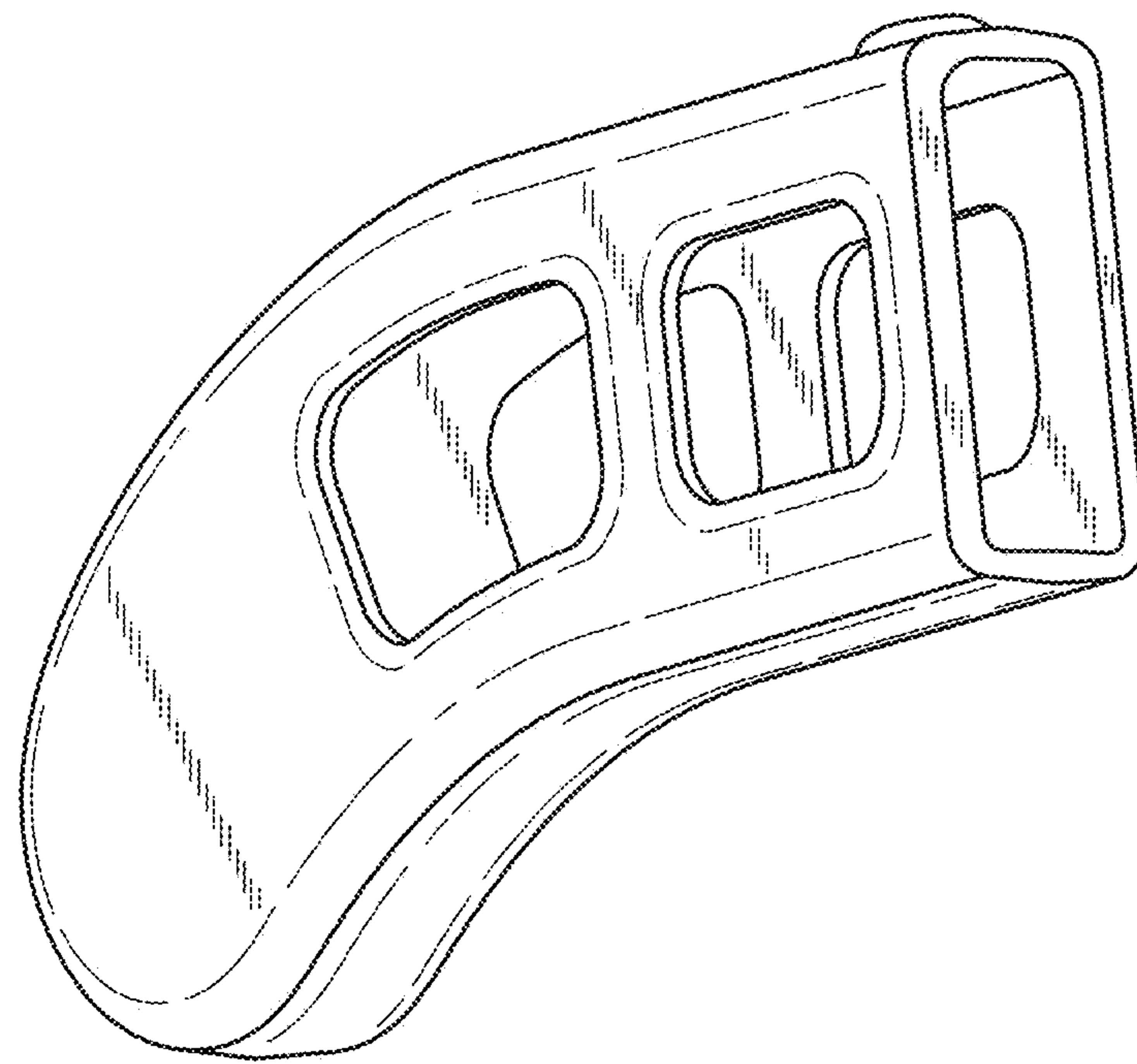


FIG. 1

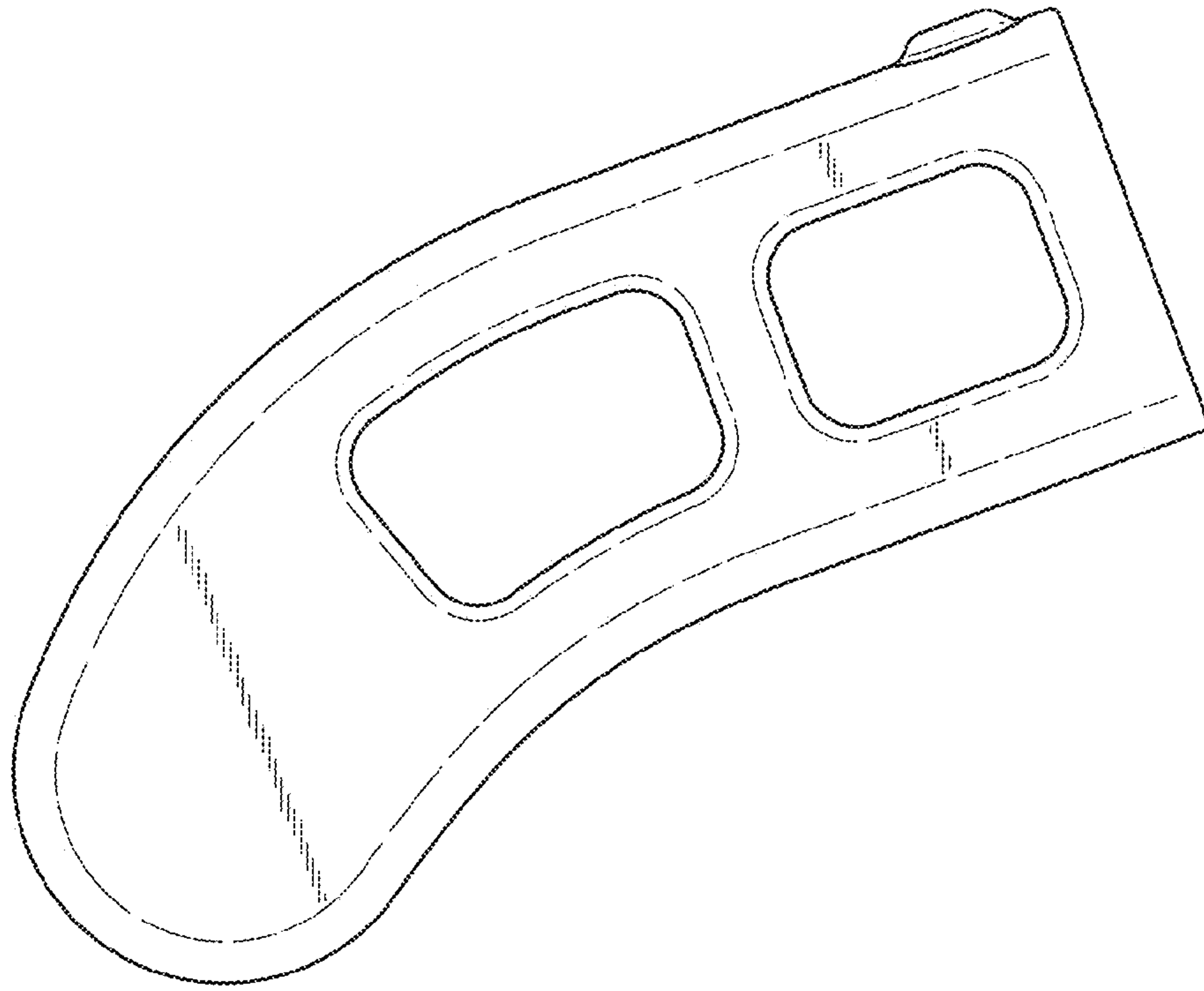


FIG. 2

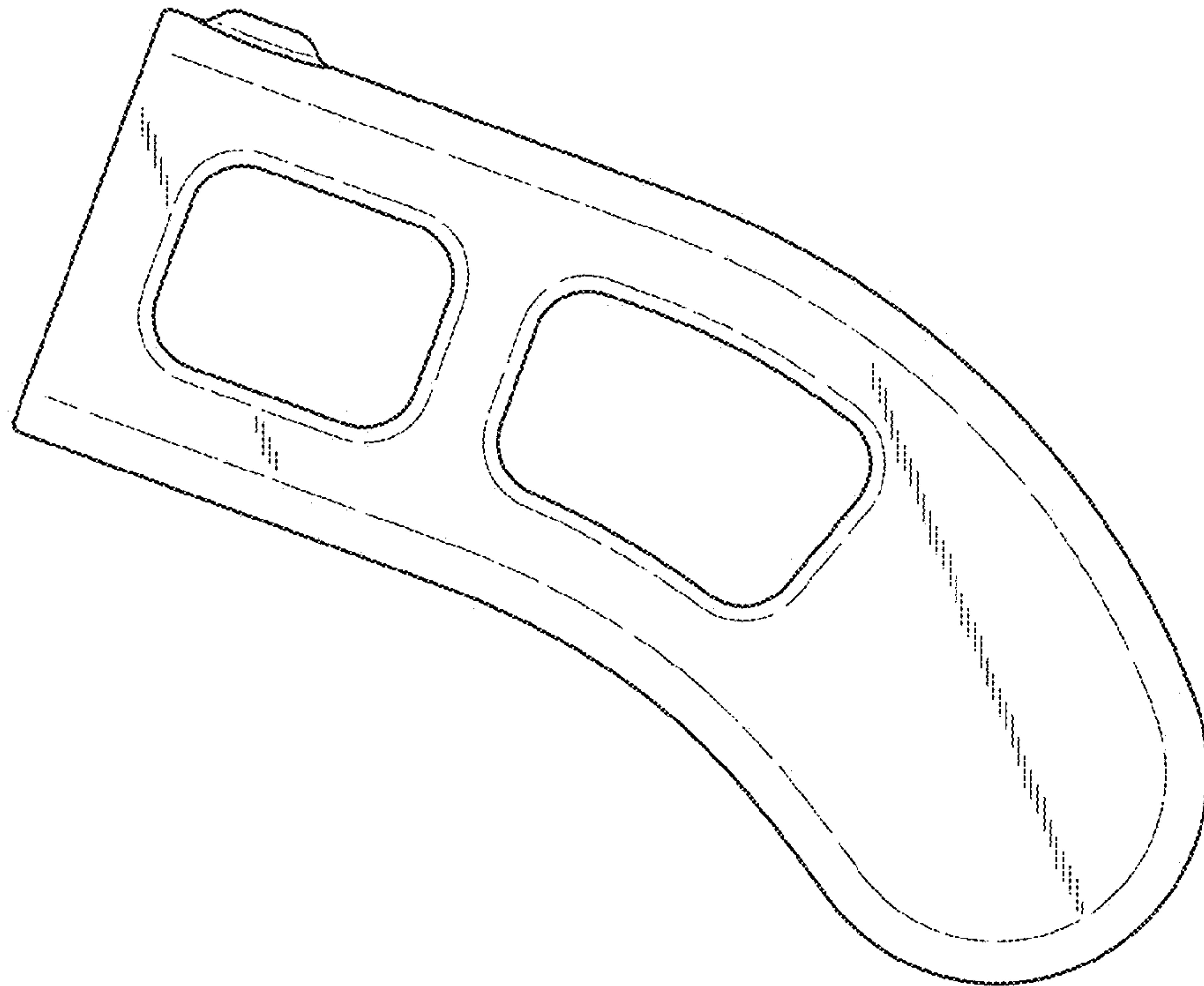


FIG. 3

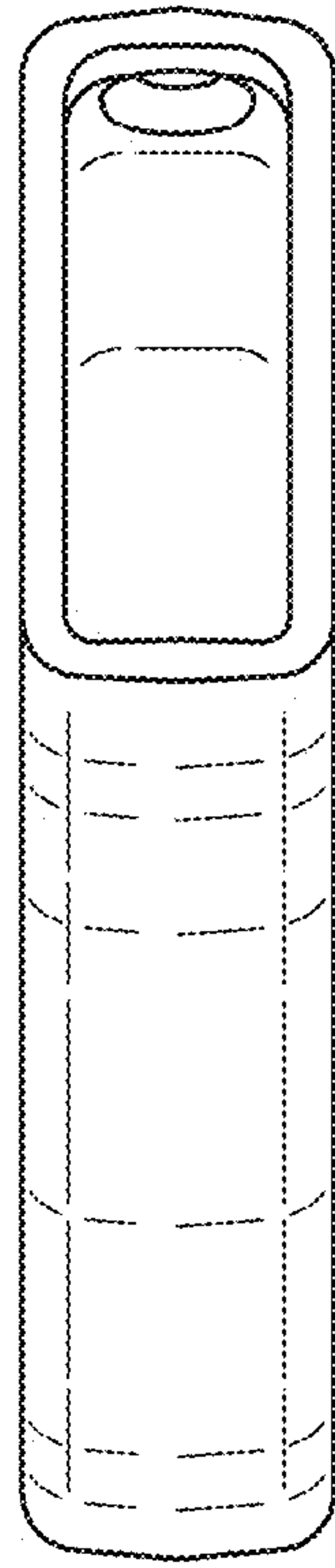


FIG. 4

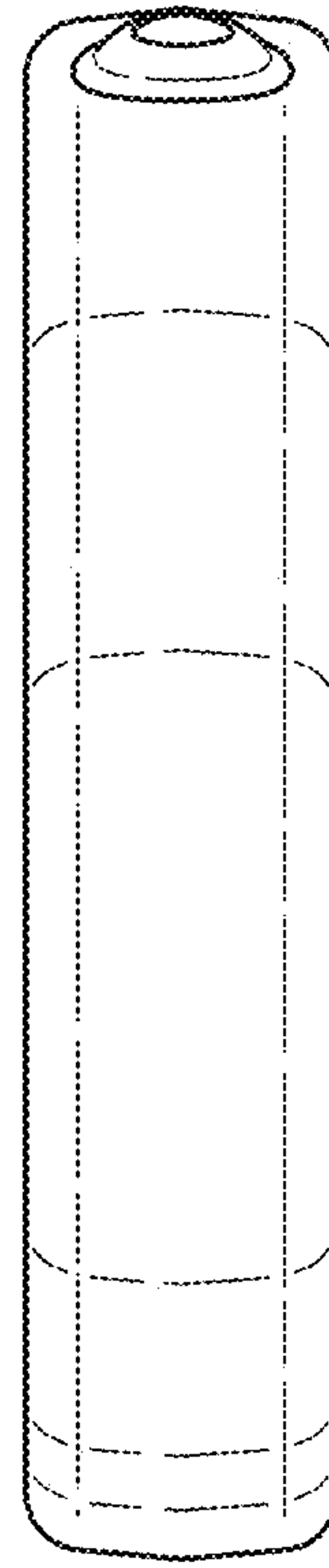


FIG. 5



FIG. 6




FIG. 7

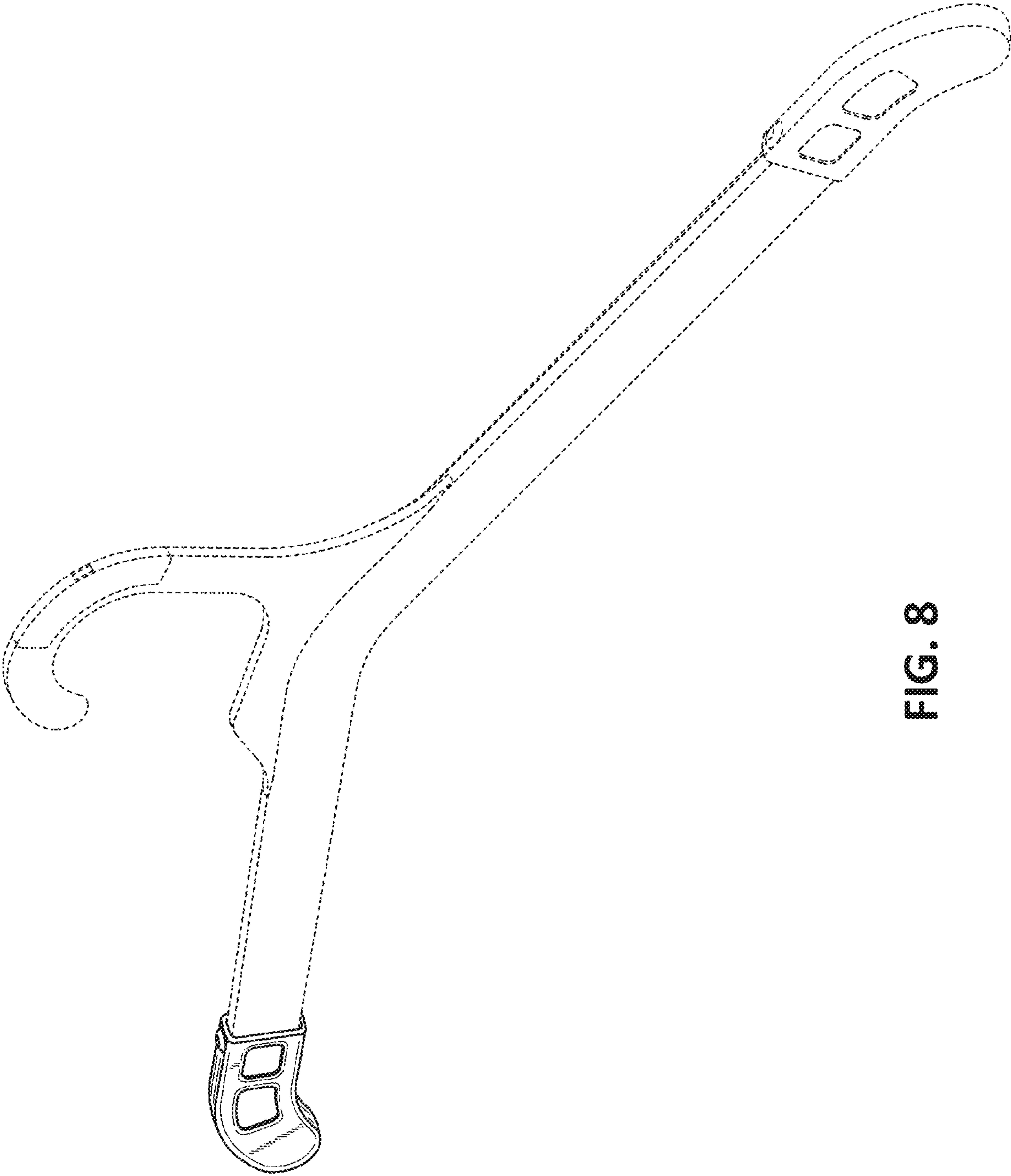


FIG. 8