



US00D938734S

(12) **United States Design Patent** (10) **Patent No.:** **US D938,734 S**
Moleski et al. (45) **Date of Patent:** **** Dec. 21, 2021**

- (54) **SLOPED BRUSH HEAD**
- (71) Applicant: **Anisa International, Inc.**, Atlanta, GA (US)
- (72) Inventors: **Stephen Moleski**, Stone Mountain, GA (US); **Sarina Godin**, Sandy Springs, GA (US)
- (73) Assignee: **Anisa International, Inc.**, Atlanta, GA (US)
- (**) Term: **15 Years**
- (21) Appl. No.: **29/706,099**
- (22) Filed: **Sep. 18, 2019**
- (51) **LOC (13) Cl.** **04-02**
- (52) **U.S. Cl.**
USPC **D4/127; D4/132; D4/135**
- (58) **Field of Classification Search**
USPC D4/119, 120, 127, 128, 129, 130, 131, D4/132, 133, 134, 135, 136, 137, 138, D4/199; D28/7
CPC .. A46B 5/02; A46B 9/02; A46B 9/021; A46B 2200/1046
See application file for complete search history.

(56) **References Cited**

U.S. PATENT DOCUMENTS

- 8,726,916 B2 * 5/2014 Park A46B 5/0095 132/313
- D869,089 S * 12/2019 Rechenmann D28/7
- D873,573 S * 1/2020 Kaicker D4/135
- D894,613 S * 9/2020 Kaicker D4/127

- D896,532 S * 9/2020 Kaicker D4/135
- 10,820,684 B2 * 11/2020 Gunness A46D 3/047
- D905,968 S * 12/2020 Kaicker D4/127
- D905,969 S * 12/2020 Kaicker D4/127
- 2016/0262528 A1 * 9/2016 Telwar A45D 40/262
- 2020/0015579 A1 * 1/2020 Barad A46B 3/10

FOREIGN PATENT DOCUMENTS

- CN 306056397 * 9/2020
- EM 003174192-0003 * 6/2016
- EM 005633252-0001 * 9/2018
- WO WO-D102758-006 * 9/2018

* cited by examiner

Primary Examiner — Karen E Eldridge Powers

(74) *Attorney, Agent, or Firm* — Taylor English Duma LLP

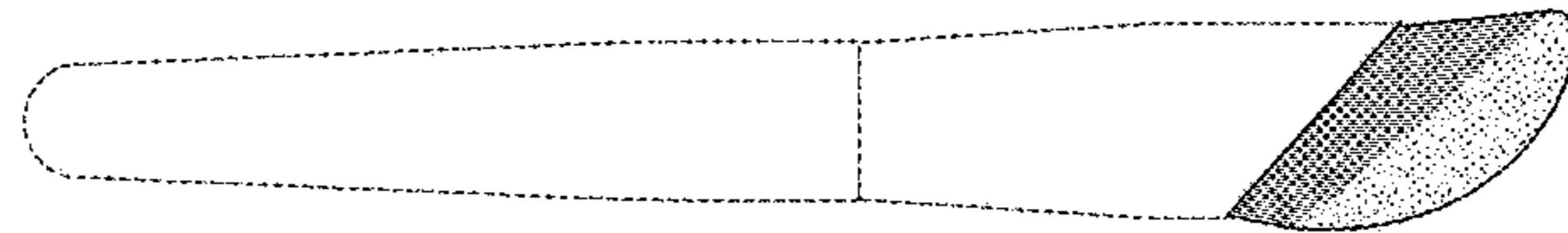
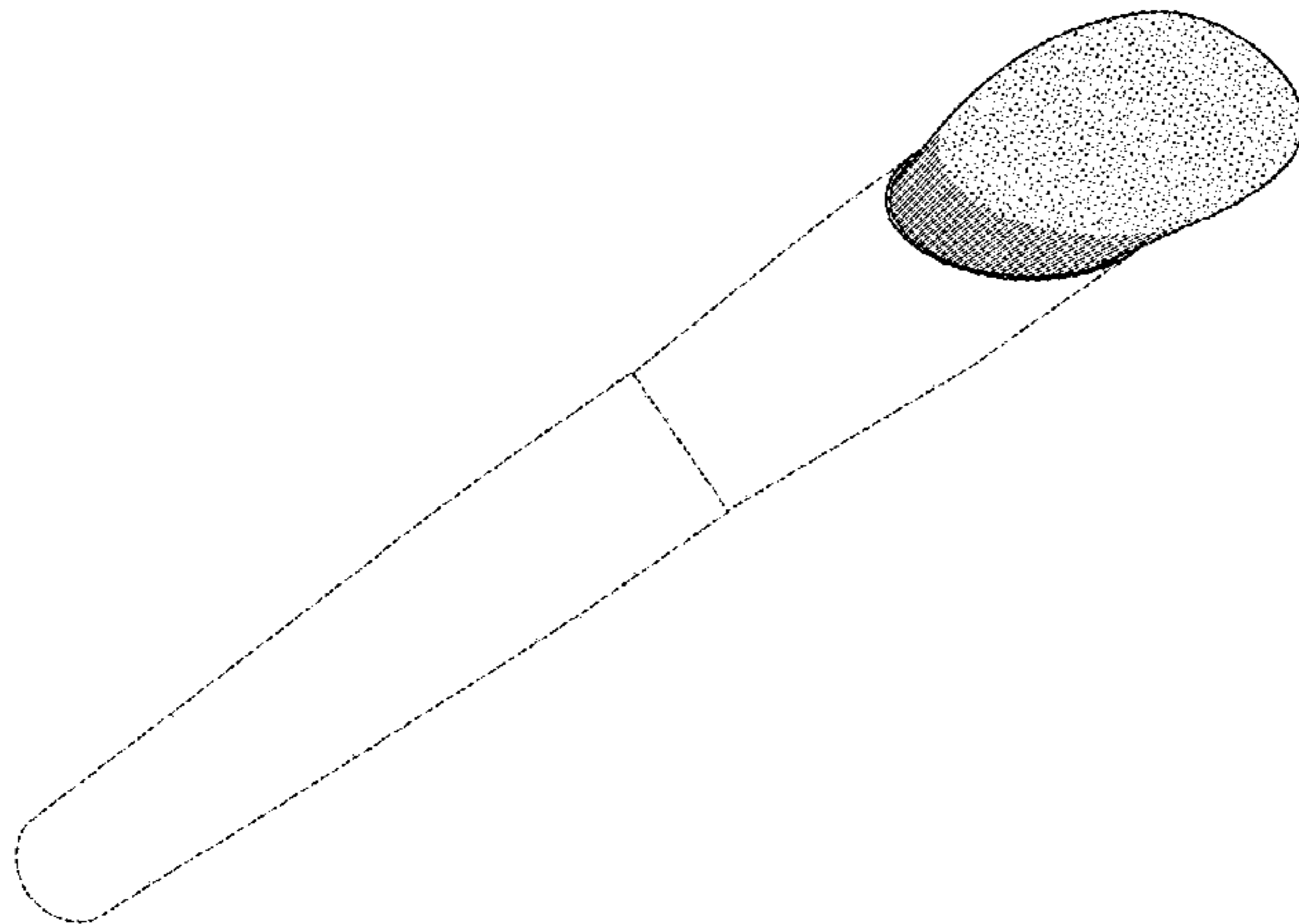
(57) **CLAIM**

We claim the ornamental design for a sloped brush head, as shown and described.

DESCRIPTION

FIG. 1 is a front, top, and right-side perspective view of a sloped brush head.
 FIG. 2 is a right-side elevation view thereof.
 FIG. 3 is a left-side elevation view thereof.
 FIG. 4 is a front elevation view thereof.
 FIG. 5 is a rear elevation view thereof.
 FIG. 6 is a top plan view thereof; and,
 FIG. 7 is a bottom plan view thereof.
 The broken lines in the drawing figures illustrate features of the sloped brush head that form no part of the claimed design.

1 Claim, 4 Drawing Sheets



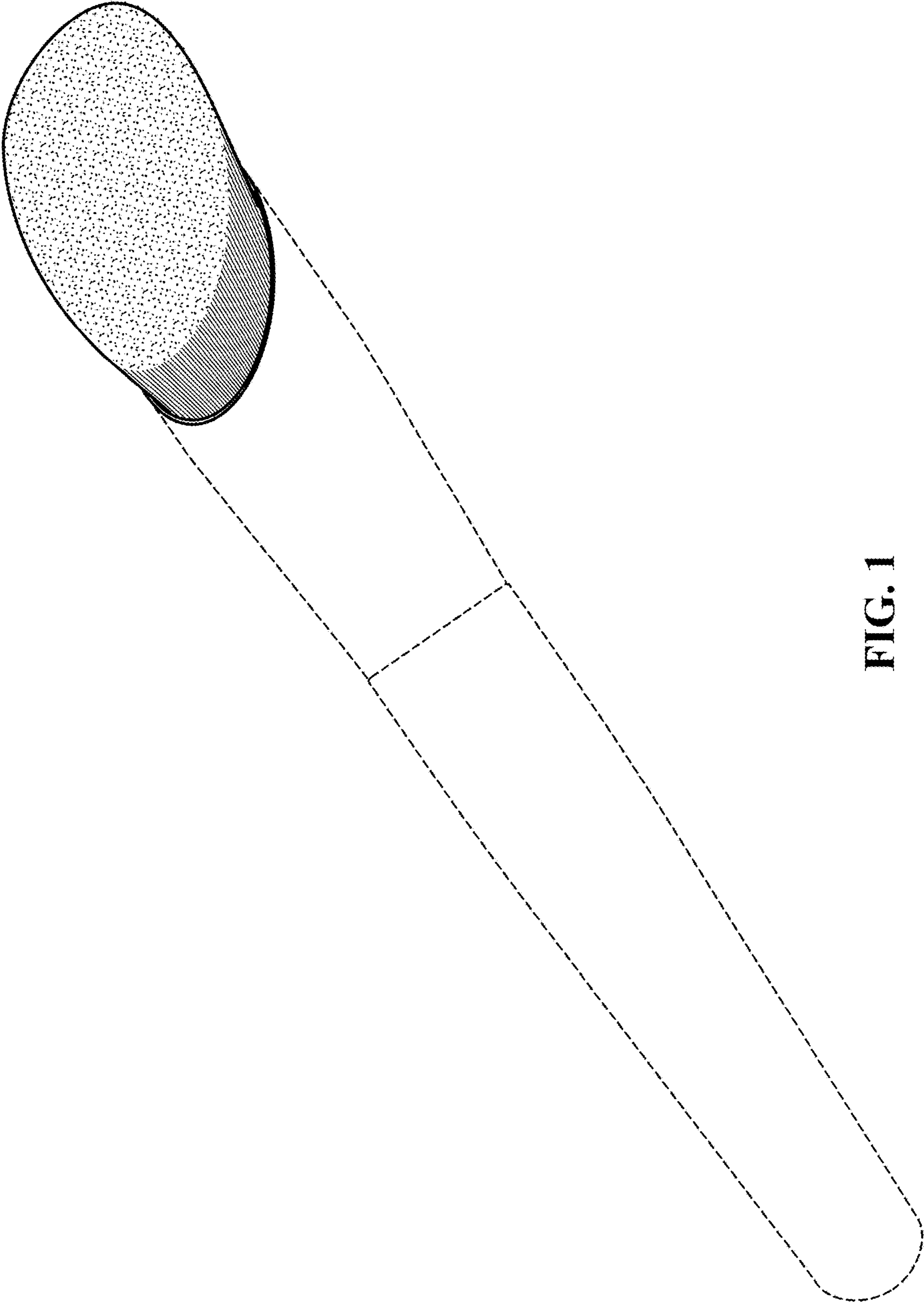


FIG. 1

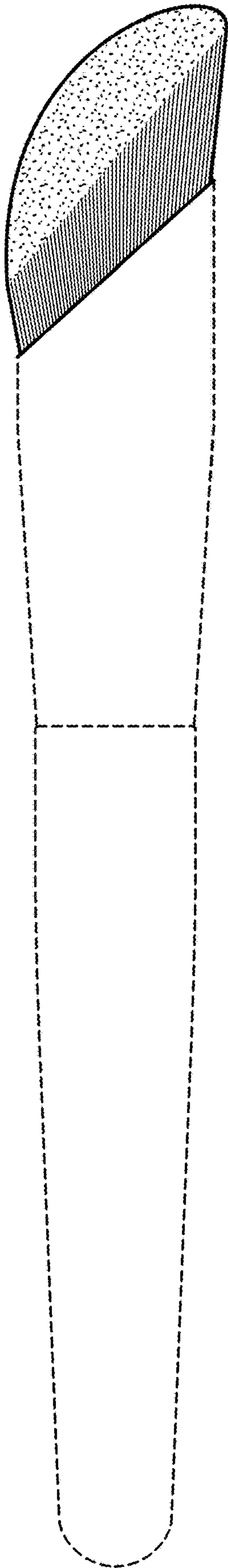


FIG. 2

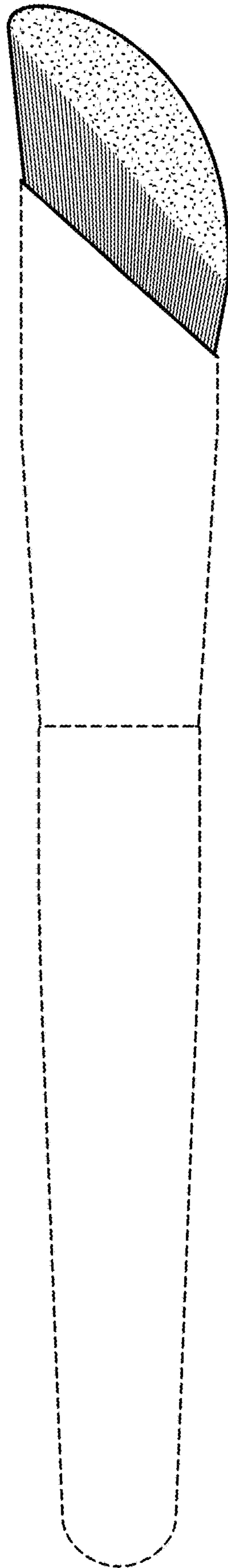


FIG. 3

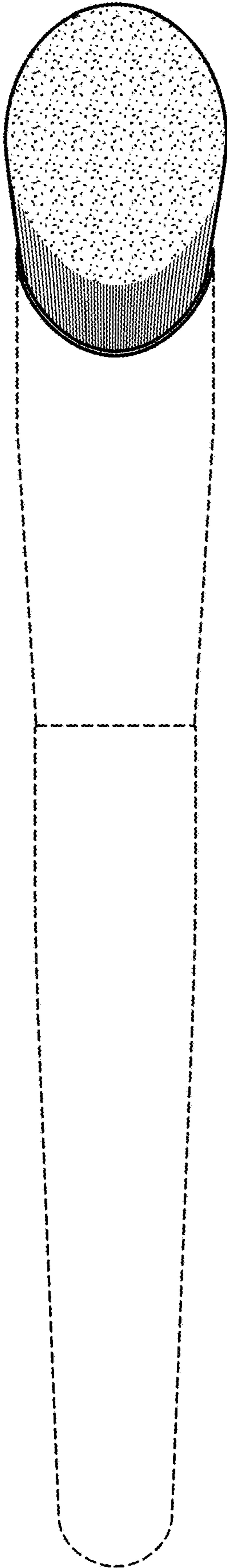


FIG. 4

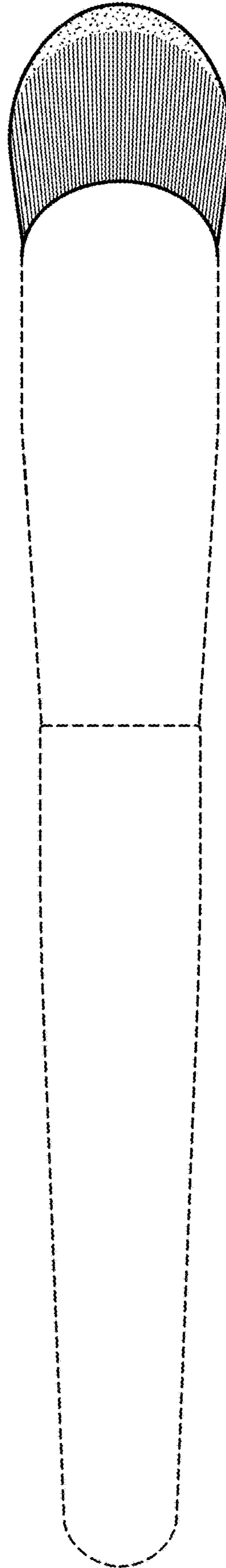


FIG. 5




FIG. 6

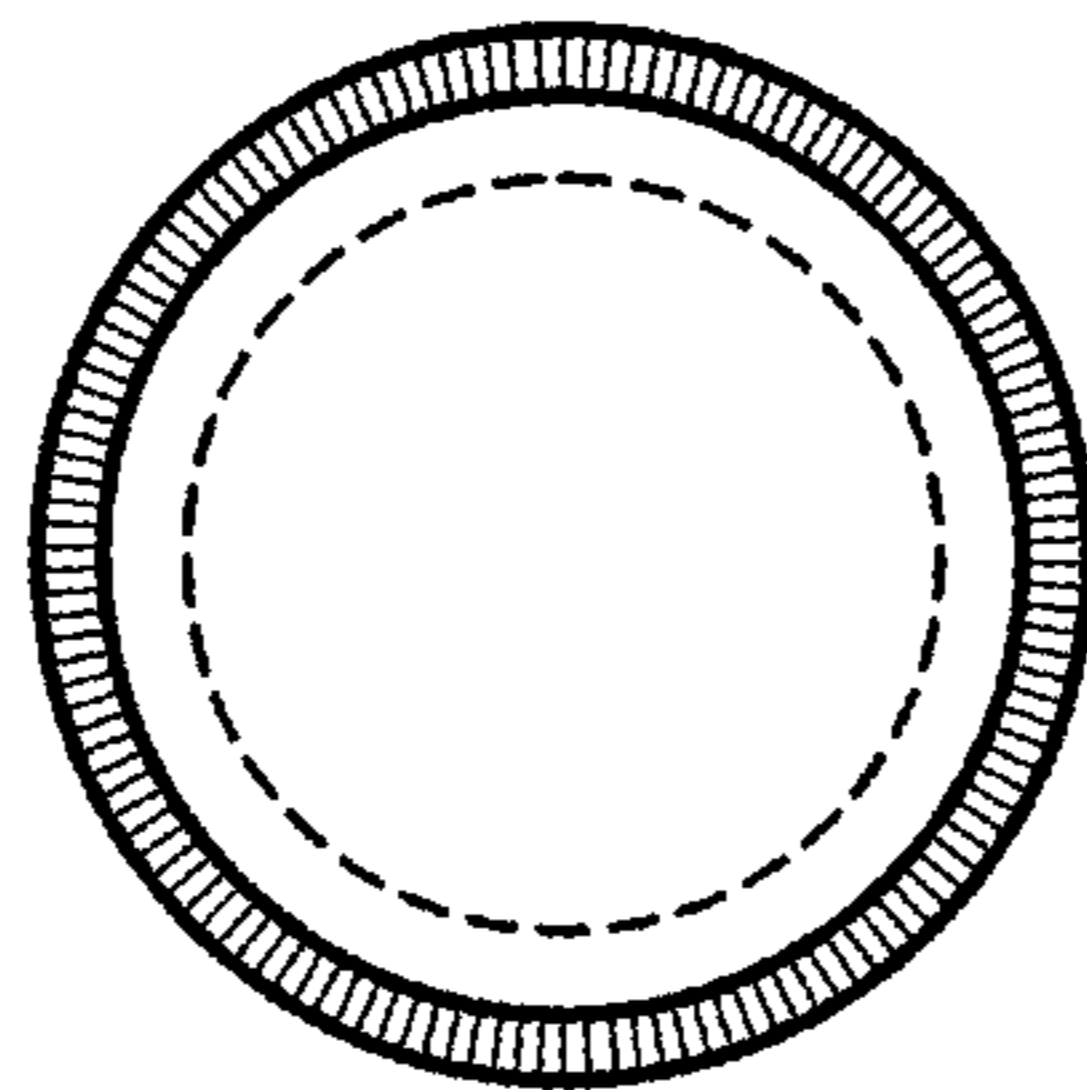


FIG. 7