



US00D938733S

(12) **United States Design Patent** (10) **Patent No.:** **US D938,733 S**
Wu et al. (45) **Date of Patent:** **** Dec. 21, 2021**

(54) **ELECTRIC TOOTHBRUSH**

(71) Applicant: **SHENZHEN SOOCAS TECHNOLOGY CO., LTD.**, Guangdong (CN)

(72) Inventors: **Jin Wu**, Guangdong (CN); **Guanglu Feng**, Guangdong (CN); **Fandi Meng**, Guangdong (CN)

(73) Assignee: **SHENZHEN SOOCAS TECHNOLOGY CO., LTD.**, Shenzhen (CN)

(**) Term: **15 Years**

(21) Appl. No.: **29/729,501**

(22) Filed: **Mar. 27, 2020**

(30) **Foreign Application Priority Data**

Dec. 17, 2019 (CN) 201930705538.6

(51) **LOC (13) Cl.** **04-02**

(52) **U.S. Cl.**
USPC **D4/101**

(58) **Field of Classification Search**
USPC D4/100–113; D24/176, 181
CPC A46B 2200/1066; A46B 2200/1073; A46B 2200/1086; A46B 9/04; A46B 13/023; A65B 5/0095
See application file for complete search history.

(56) **References Cited**

U.S. PATENT DOCUMENTS

D886,459 S * 6/2020 Yuan D4/101
D906,688 S * 1/2021 Porter D4/104
D907,924 S * 1/2021 Wong D4/101
D922,775 S * 6/2021 Albay D4/101
D930,988 S * 9/2021 Albay D4/101

D930,989 S * 9/2021 Albay D4/101
2009/0031510 A1 * 2/2009 Hilscher A46B 15/0002 15/29
2010/0186179 A1 * 7/2010 Miller A61C 1/07 15/22.2

OTHER PUBLICATIONS

Soocas Brush, announced 2021 [online], [site visited Oct. 21, 2021]. Available from internet, URL: https://soocastech.com/products/soocas-x3-pro-sterilization-sonic-toothbrush?variant=40717939343550&gclid=EAAlaQobChMlmeqyg5TX8wIVBJyzCh1UZQznEAQYASABEgJq2PD_BwE (Year: 2021).*

* cited by examiner

Primary Examiner — George A Bugg
Assistant Examiner — Tamara L Hahn

(57) **CLAIM**

The ornamental design for an electric toothbrush, as shown and described.

DESCRIPTION

FIG. 1 is a front elevational view of an electric toothbrush showing our new design;
FIG. 2 is a rear elevational view thereof;
FIG. 3 is a left side view thereof;
FIG. 4 is a right side view thereof;
FIG. 5 is a top plan view thereof;
FIG. 6 is a bottom plan view thereof;
FIG. 7 is a top, front and left side perspective view thereof;
FIG. 8 is a bottom, rear and right side perspective view thereof; and,
FIG. 9 is a front elevational view showing the electric toothbrush in a use state.
The broken lines in the drawings illustrate portions of the electric toothbrush which form no part of the claimed design.
The oblique shade lines in the drawings represent reflective surfaces.

1 Claim, 9 Drawing Sheets



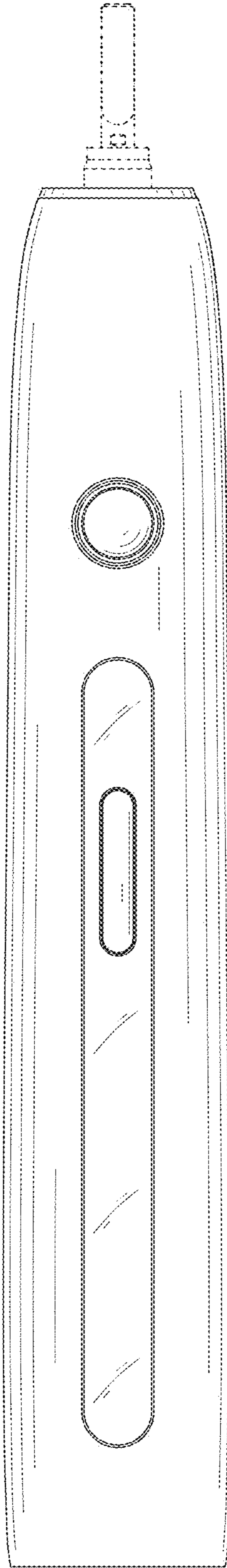


FIG. 1

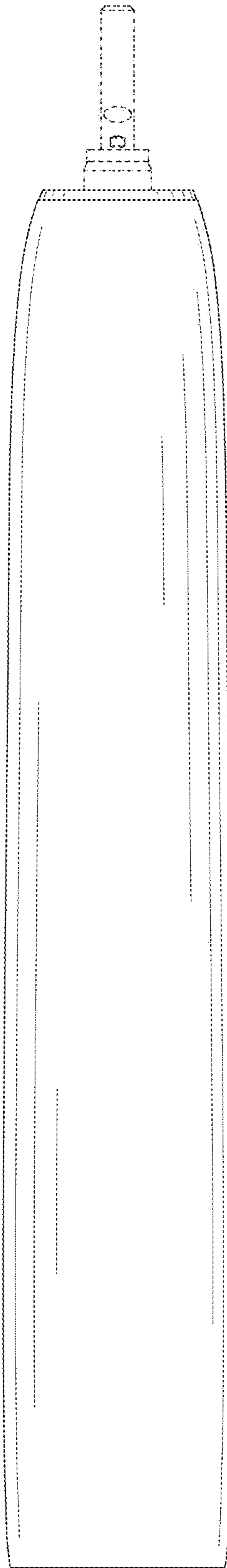


FIG. 2




FIG. 3




FIG. 4

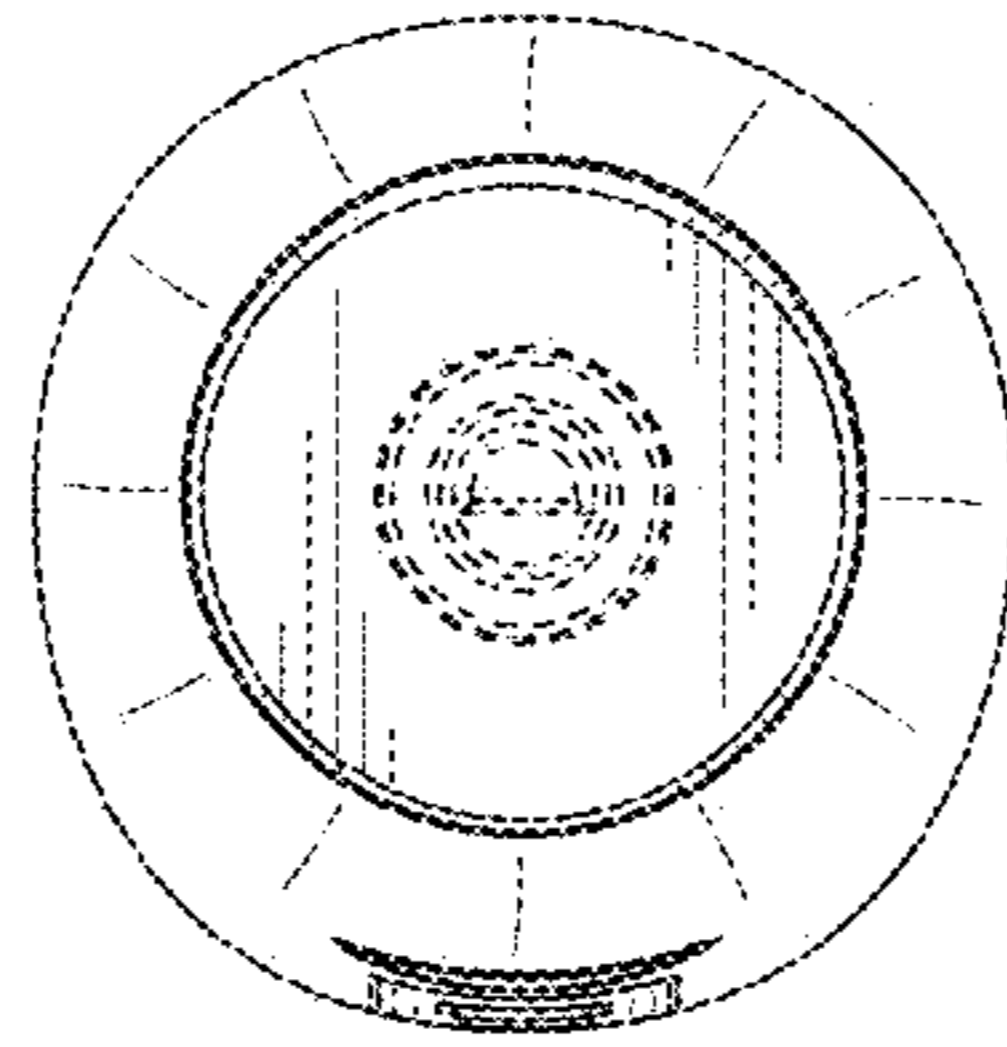


FIG. 5

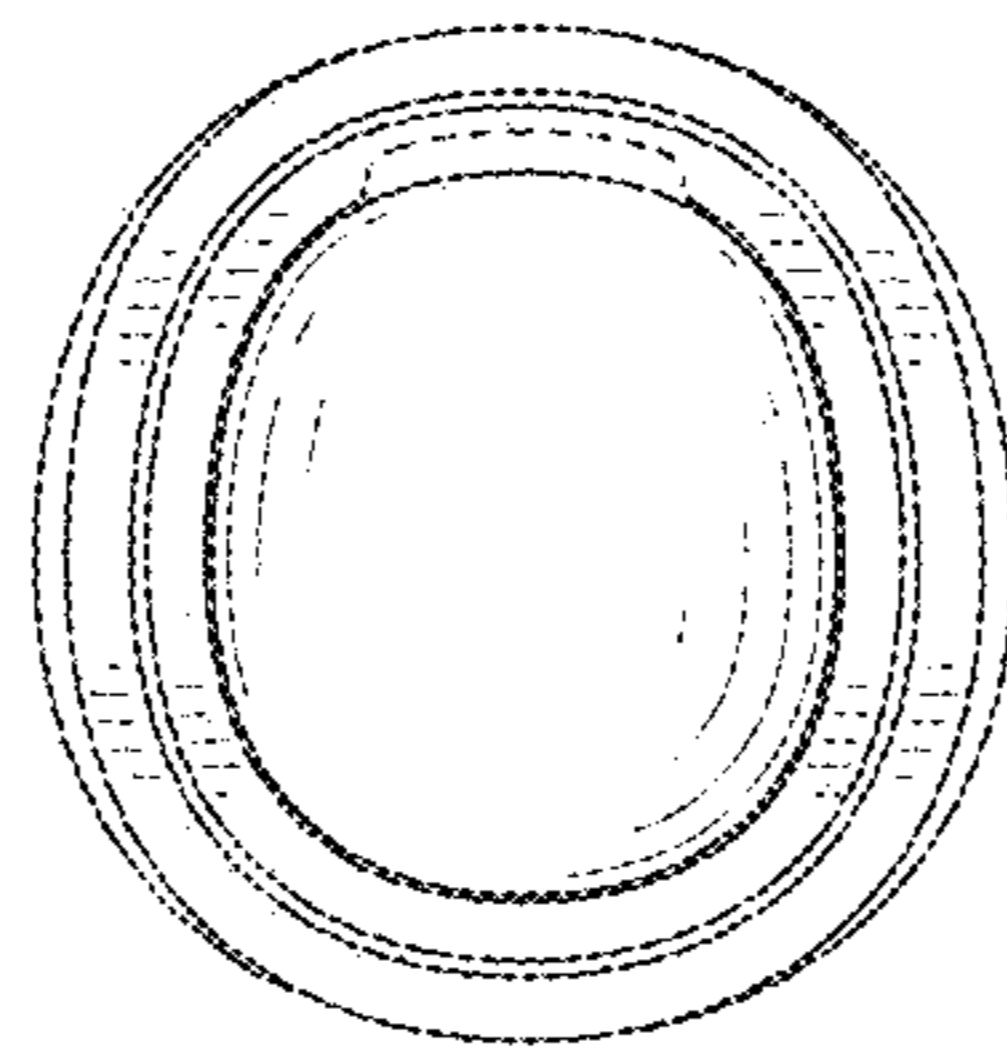


FIG. 6

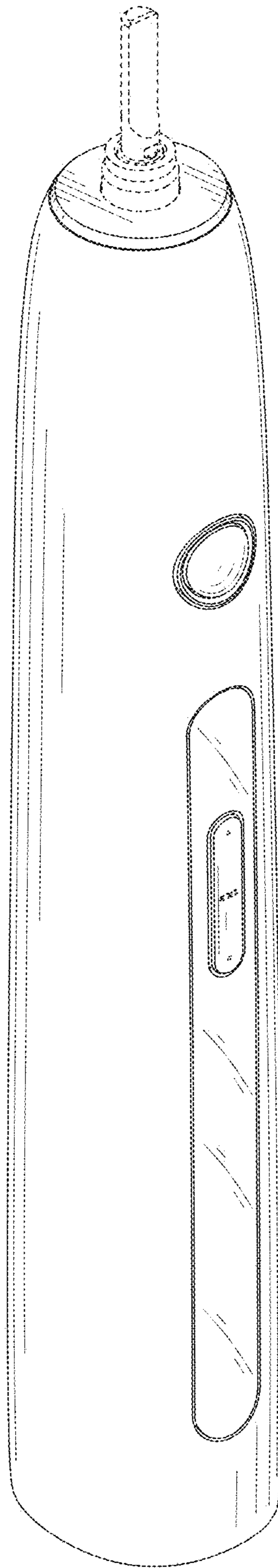


FIG. 7

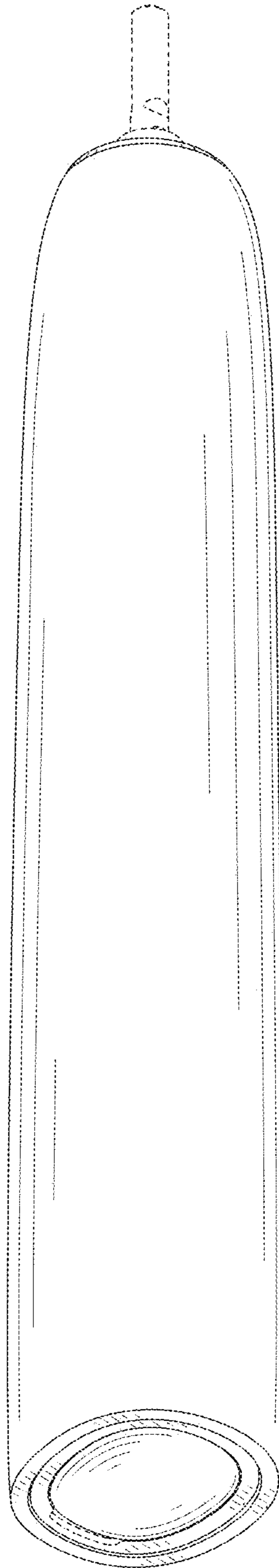


FIG. 8

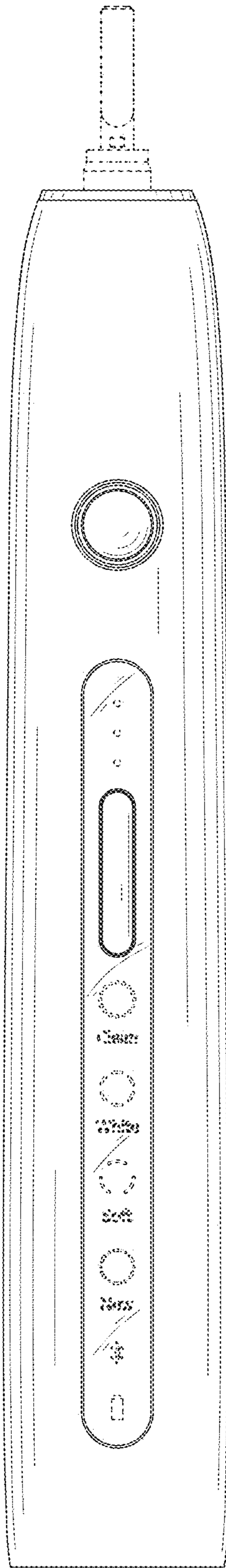


FIG. 9