



US00D938692S

(12) **United States Design Patent** (10) **Patent No.:** **US D938,692 S**
Jones (45) **Date of Patent:** **** Dec. 21, 2021**

(54) **HOSPITAL GOWN**
(71) Applicant: **Meoshia Jones**, Summit, MS (US)
(72) Inventor: **Meoshia Jones**, Summit, MS (US)
(**) Term: **15 Years**
(21) Appl. No.: **29/737,979**
(22) Filed: **Jun. 12, 2020**
(51) **LOC (13) Cl.** **02-01**
(52) **U.S. Cl.**
USPC **D2/720**
(58) **Field of Classification Search**
USPC D2/720, 718, 717, 728, 739, 749–751,
D2/840–842, 847–850
CPC A41D 13/1236; A41D 13/1245; A41D
13/1254; A41D 13/12; A41D 13/1209;
A41D 13/129
See application file for complete search history.

(56) **References Cited**
U.S. PATENT DOCUMENTS
5,088,117 A * 2/1992 Fulmer A41D 13/129
2/106
5,184,351 A * 2/1993 Benstock A41D 13/1236
2/105
D336,968 S * 7/1993 Russano D2/720
5,444,872 A * 8/1995 Johnson A41D 13/1209
2/103
D419,748 S * 2/2000 Sartori D2/720
D478,203 S 8/2003 Wheeler-Dickson et al.
6,694,522 B1 2/2004 Neal
D495,468 S * 9/2004 Wheeler-Dickson D2/720
7,181,773 B1 2/2007 Piraka
D547,927 S * 8/2007 Booth D2/720
D563,627 S * 3/2008 Warren D2/720
D573,776 S * 7/2008 Thunstedt D2/840
7,424,750 B2 9/2008 Kerr
D622,479 S * 8/2010 Herzog D2/720
8,069,497 B2 12/2011 Sheward et al.

D656,710 S 4/2012 Farris et al.
D657,530 S * 4/2012 Farris D2/720
8,286,263 B2 10/2012 Sampson-Howlett
D688,847 S * 9/2013 Isaacs D2/720
D721,869 S 2/2015 Bernier
D721,870 S * 2/2015 Levine D2/720
D738,591 S * 9/2015 Criss D2/720
9,320,308 B2 4/2016 Forbes et al.
D785,285 S * 5/2017 Shamsid-Deen D2/720
D794,905 S * 8/2017 Adams D2/720

(Continued)

Primary Examiner — Michelle E. Wilson
Assistant Examiner — Clese Moore, Jr.
(74) *Attorney, Agent, or Firm* — Scott Griggs; Griggs
Bergen, LLP

(57) **CLAIM**
The ornamental design for a hospital gown, as shown and
described.

DESCRIPTION

FIG. 1 is a front perspective view of a hospital gown being
utilized by a mother nursing a baby;
FIG. 2 is a front elevation view of the hospital gown shown
in FIG. 1 in a tied configuration;
FIG. 3 is a front elevation view of the hospital gown shown
in FIG. 2 with a seam of an interior lining shown in dashed
lines;
FIG. 4 is a front elevation view of the hospital gown shown
in FIG. 2 in an untied configuration with a left breast
opening exposed;
FIG. 5 is a front elevation view of the hospital gown shown
in FIG. 2 in an untied configuration with a right breast
opening exposed; and,
FIG. 6 is a rear elevation view of the hospital gown shown
in FIG. 2.
The long-short-short dashed lines shown in FIG. 1 are
provided for environmental purposes only and form no part
of the claimed design.

1 Claim, 6 Drawing Sheets



(56)

References Cited

U.S. PATENT DOCUMENTS

D814,142	S	4/2018	Forbes et al.	
D822,343	S	7/2018	Nabbout	
D829,411	S *	10/2018	Brewerton	D2/720
D857,336	S *	8/2019	Calucci	D2/720
2002/0162154	A1 *	11/2002	Shamam	A41D 13/1245
				2/69
2007/0130668	A1 *	6/2007	Berman	A41D 13/1236
				2/114
2008/0000006	A1	1/2008	Ochoa et al.	
2010/0313330	A1 *	12/2010	Sampson-Howlett	
				A41D 13/1245
				2/114
2012/0204317	A1	8/2012	Bolla	
2013/0036526	A1 *	2/2013	Rashman	A41D 13/1245
				2/114
2013/0131617	A1 *	5/2013	Kovensky	A41D 13/1281
				604/327
2013/0276202	A1 *	10/2013	Forbes	A41D 13/1236
				2/114
2014/0082823	A1 *	3/2014	Gordon	A41D 13/1236
				2/114
2015/0157069	A1 *	6/2015	Hieber	A41D 13/1245
				2/114

* cited by examiner



Fig.1

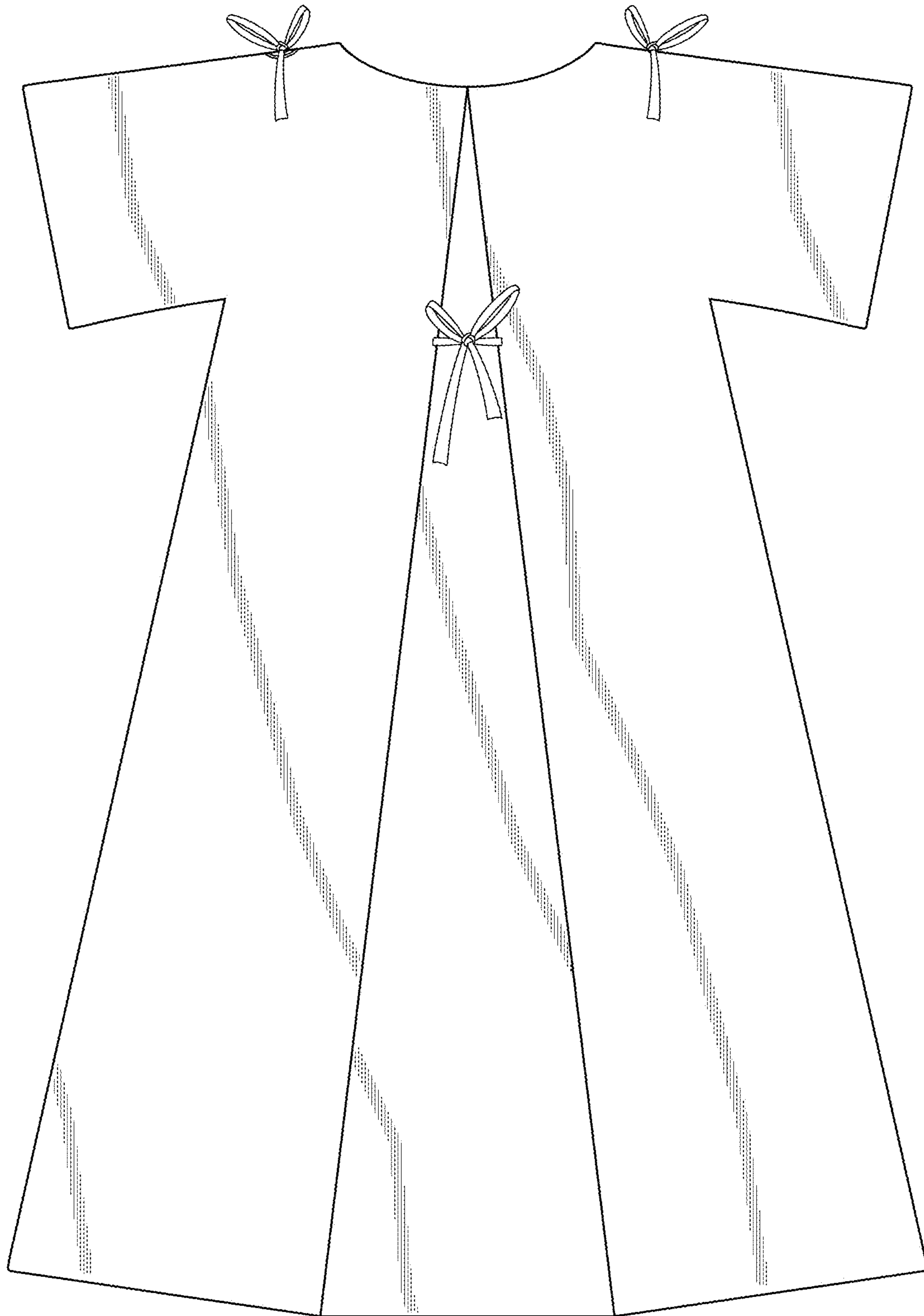


Fig.2

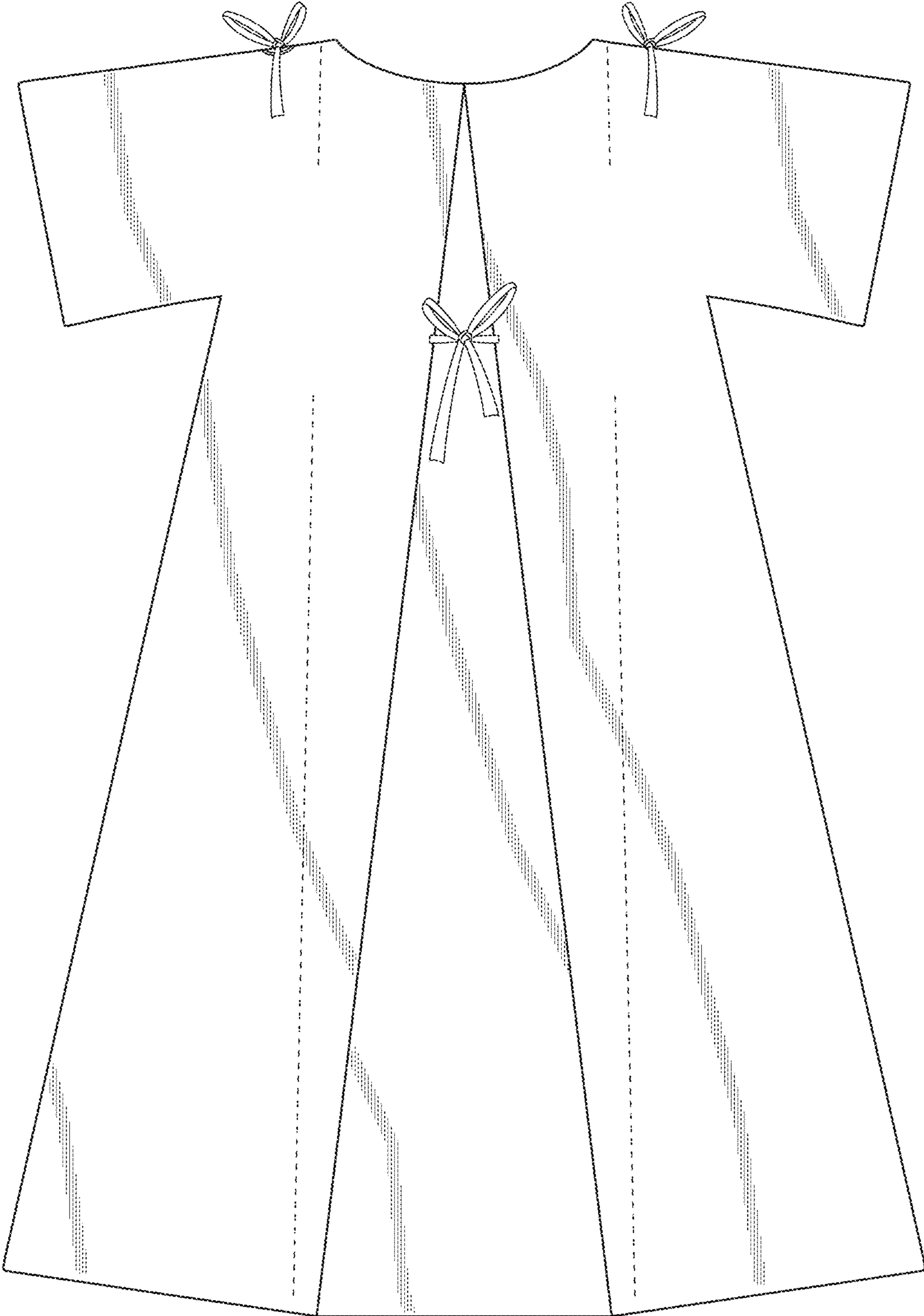


Fig.3



Fig.4

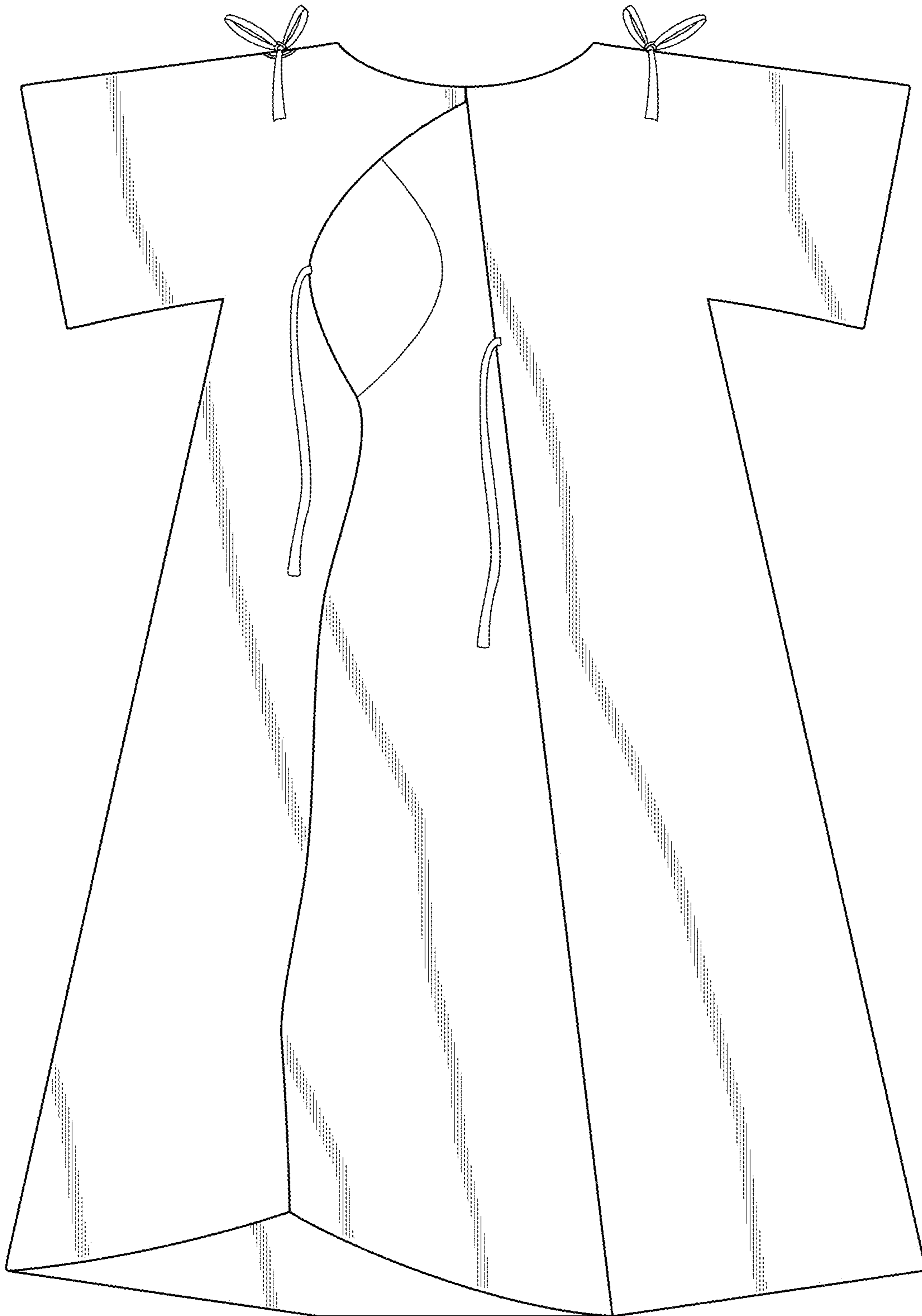


Fig.5

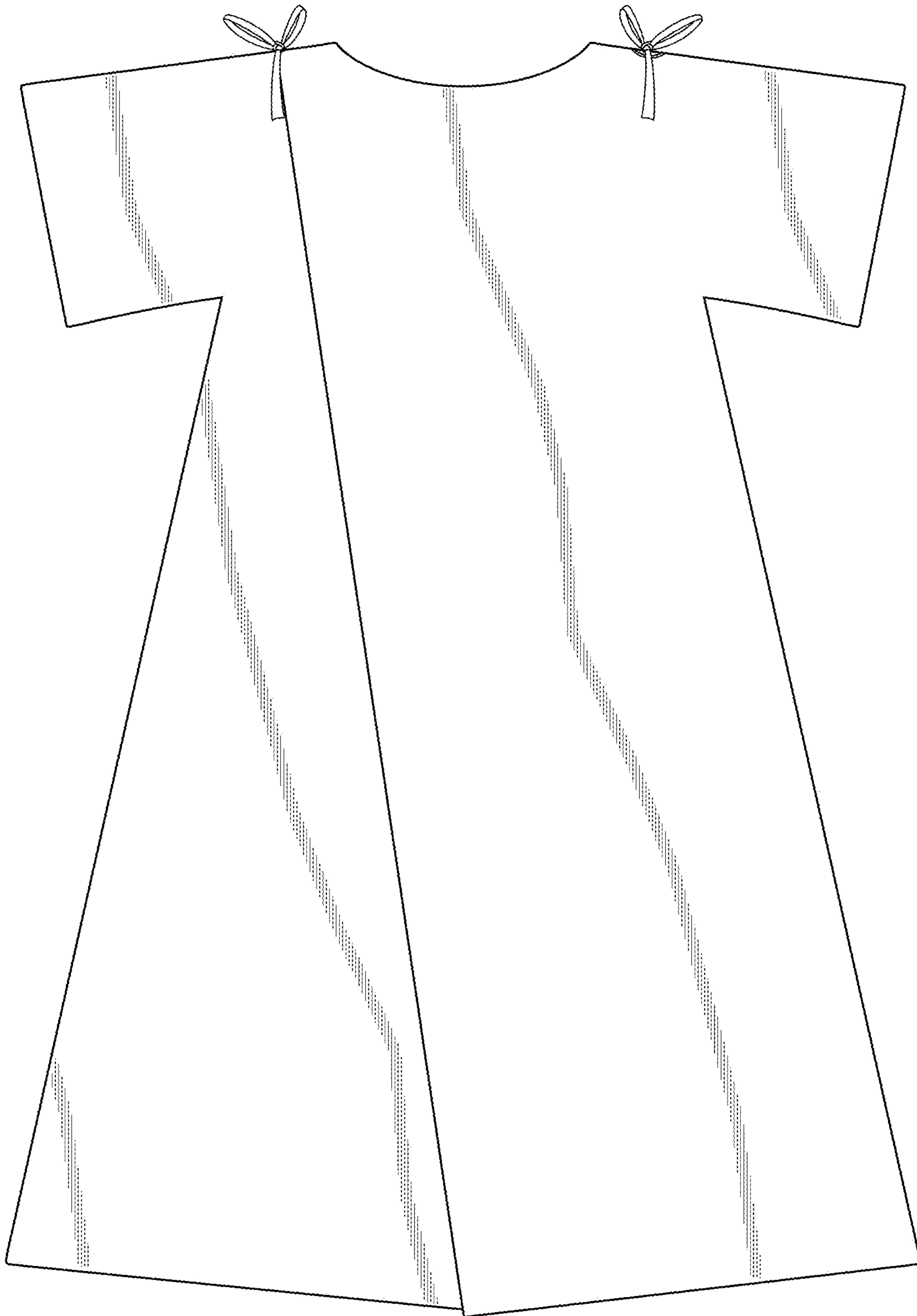


Fig.6