



US00D938689S

(12) **United States Design Patent**
Granger Duits

(10) **Patent No.:** **US D938,689 S**
(45) **Date of Patent:** **** Dec. 14, 2021**

(54) **CREMATORY URN**

(71) Applicant: **FUNERAL PRODUCTS B.V.**,
Eindhoven (NL)

(72) Inventor: **Giselle Granger Duits**, Eindhoven
(NL)

(73) Assignee: **FUNERAL PRODUCTS B.V.**

(**) Term: **15 Years**

(21) Appl. No.: **29/750,555**

(22) Filed: **Sep. 15, 2020**

(30) **Foreign Application Priority Data**

Mar. 25, 2020 (EP) 007770979-0001

(51) **LOC (13) Cl.** **99-00**

(52) **U.S. Cl.**
USPC **D99/5**

(58) **Field of Classification Search**
USPC D99/5, 3; 27/1-8; D9/516, 525, 545,
D9/564, 551, 435, 522, 691, 644, 529,
D9/645, 646; D7/599, 628, 597;
D21/479, 595, 630, 594; D19/97, 84, 96;
D8/378; D28/91.1; D11/117, 113, 157;
40/658, 716, 124.5; D23/360, 366, 369;
220/4.26, 784; 206/521.2, 581; 426/106,
426/124, 104; 222/512; 472/54;
446/310, 73, 71; 473/595; 428/542.4;
211/85.27; 65/60.2, 66
CPC A61G 17/00; A61G 17/08; A61G 17/0166;
A44C 25/00
See application file for complete search history.

2,012,026 A * 8/1935 Sunderland D07B 3/04
57/58.38

2,102,886 A * 12/1937 Conner B65D 85/32
426/124

2,717,727 A * 9/1955 Robb B65D 47/261
222/512

2,745,642 A * 5/1956 Hermann A47J 43/24
366/130

2,800,409 A * 7/1957 Webb A23G 3/0263
426/90

2,815,439 A * 12/1957 Plubell B44C 5/06
40/540

2,998,896 A * 9/1961 Miller B65D 11/02
220/4.26

3,741,319 A * 6/1973 Kotone B25B 23/1453
173/221

D247,694 S * 4/1978 Mueh D11/131
(Continued)

(56) **References Cited**

U.S. PATENT DOCUMENTS

1,388,094 A * 8/1921 Buttigieg A47F 7/03
206/6.1

1,505,132 A * 8/1924 Delich A47G 19/2255
215/377

FOREIGN PATENT DOCUMENTS

PH 3-2009-198-0001 * 4/2009

Primary Examiner — Paula Allen Greene

(74) *Attorney, Agent, or Firm* — Fresh IP PLC; Clifford
D. Hyra; Aubrey Y. Chen

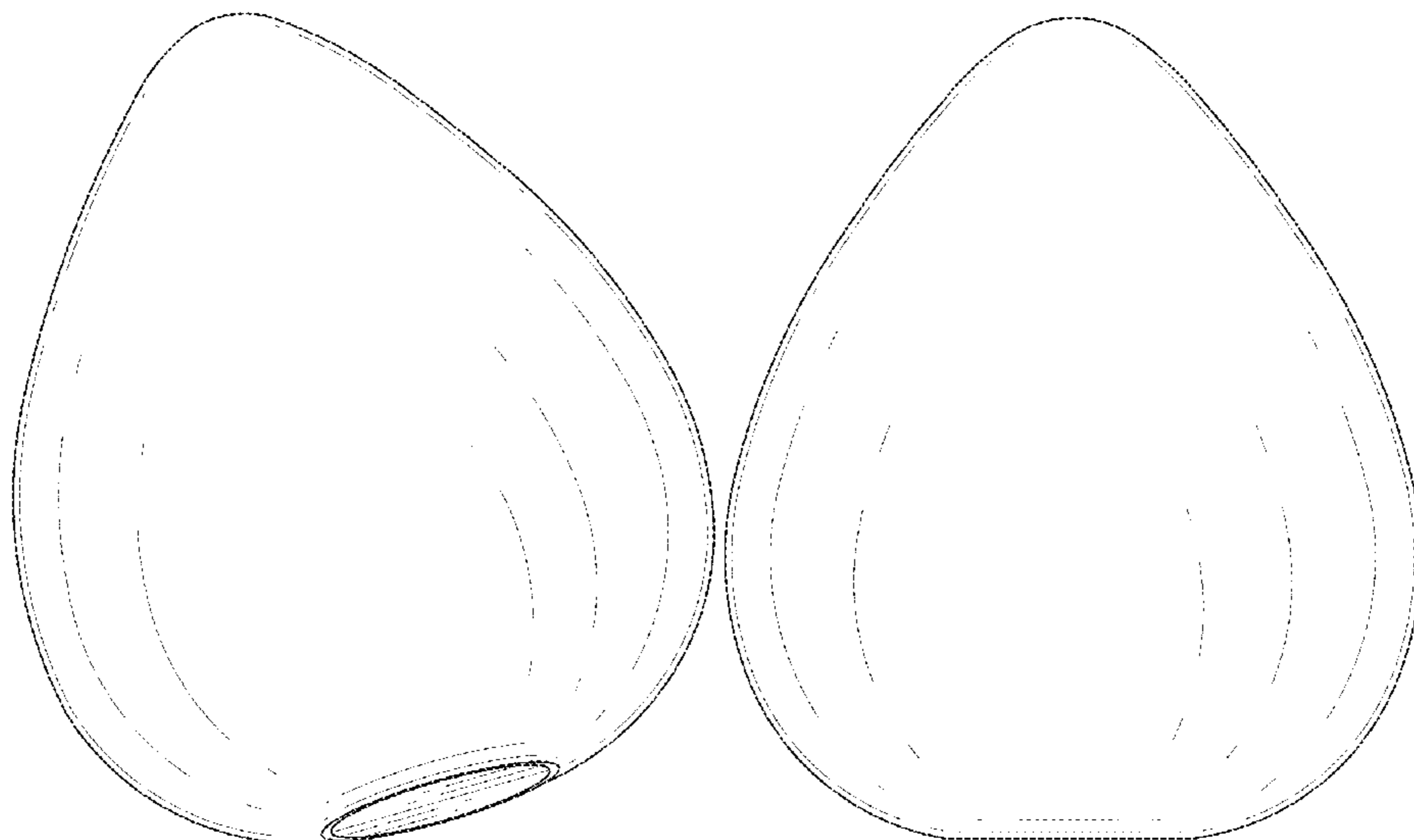
(57) **CLAIM**

The ornamental design for a crematory urn, as shown and described.

DESCRIPTION

FIG. 1 is a side perspective view of a crematory urn;
FIG. 2 is a bottom perspective view thereof;
FIG. 3 is a front view thereof;
FIG. 4 is a rear view thereof;
FIG. 5 is a side view thereof;
FIG. 6 is a top view thereof; and,
FIG. 7 is a bottom view thereof.

1 Claim, 7 Drawing Sheets



(56)

References Cited

U.S. PATENT DOCUMENTS

4,124,135 A * 11/1978 Weder B65D 81/365
 220/4.21
 D265,470 S * 7/1982 Fritzke D11/131
 4,765,501 A * 8/1988 Kao B65D 11/02
 220/4.21
 D305,262 S * 12/1989 Nichols D24/115
 D312,845 S * 12/1990 Matsuda D21/479
 D318,240 S * 7/1991 Pang D10/40
 D326,281 S * 5/1992 Funazaki D11/157
 5,545,069 A * 8/1996 Glynn A23G 3/563
 446/73
 D380,355 S * 7/1997 Husted D7/679
 5,662,241 A * 9/1997 Sorensen B65D 23/001
 220/630
 D385,081 S * 10/1997 Parker D99/5
 D387,808 S * 12/1997 Carlson D19/86
 5,702,742 A * 12/1997 Jones B65D 43/0212
 426/106
 5,728,414 A * 3/1998 Terrasi A23G 3/563
 426/104
 D396,249 S * 7/1998 Carlson D19/86
 5,792,496 A * 8/1998 Fekete A23G 3/50
 220/4.21
 D401,733 S * 11/1998 Thesken D99/5
 D415,329 S * 10/1999 Parker D99/5
 D442,031 S * 5/2001 Perez D7/628

D465,149 S * 11/2002 Bennett D9/691
 6,510,596 B1 * 1/2003 McCarthy A61G 17/0136
 27/1
 D470,991 S * 2/2003 Goldstein D99/5
 D485,660 S * 1/2004 Mocellin D99/5
 D501,887 S * 2/2005 Lee D19/90
 D509,637 S * 9/2005 Wozniak D99/5
 D510,134 S * 9/2005 Lablaine D23/366
 D538,114 S * 3/2007 Kolano D7/628
 D575,643 S * 8/2008 Florio D9/435
 D617,678 S * 6/2010 Skurka D11/160
 D621,124 S * 8/2010 Biegel D99/5
 D622,022 S * 8/2010 Goldstein D99/5
 7,871,651 B2 * 1/2011 Sinichko B65D 85/60
 426/104
 D632,454 S * 2/2011 Miiller D99/5
 D648,504 S * 11/2011 Khan D99/5
 D649,325 S * 11/2011 Khan D99/5
 8,627,555 B2 * 1/2014 Kennedy A61G 17/0166
 27/1
 D703,415 S * 4/2014 Khan A61G 17/08
 D99/5
 D717,515 S * 11/2014 Khan D99/5
 2005/0092023 A1 * 5/2005 Camargo A44C 17/02
 63/37
 2007/0108092 A1 * 5/2007 Minuto B65D 11/02
 206/581
 2013/0117977 A1 * 5/2013 Kennedy C03C 17/3411
 27/1

* cited by examiner

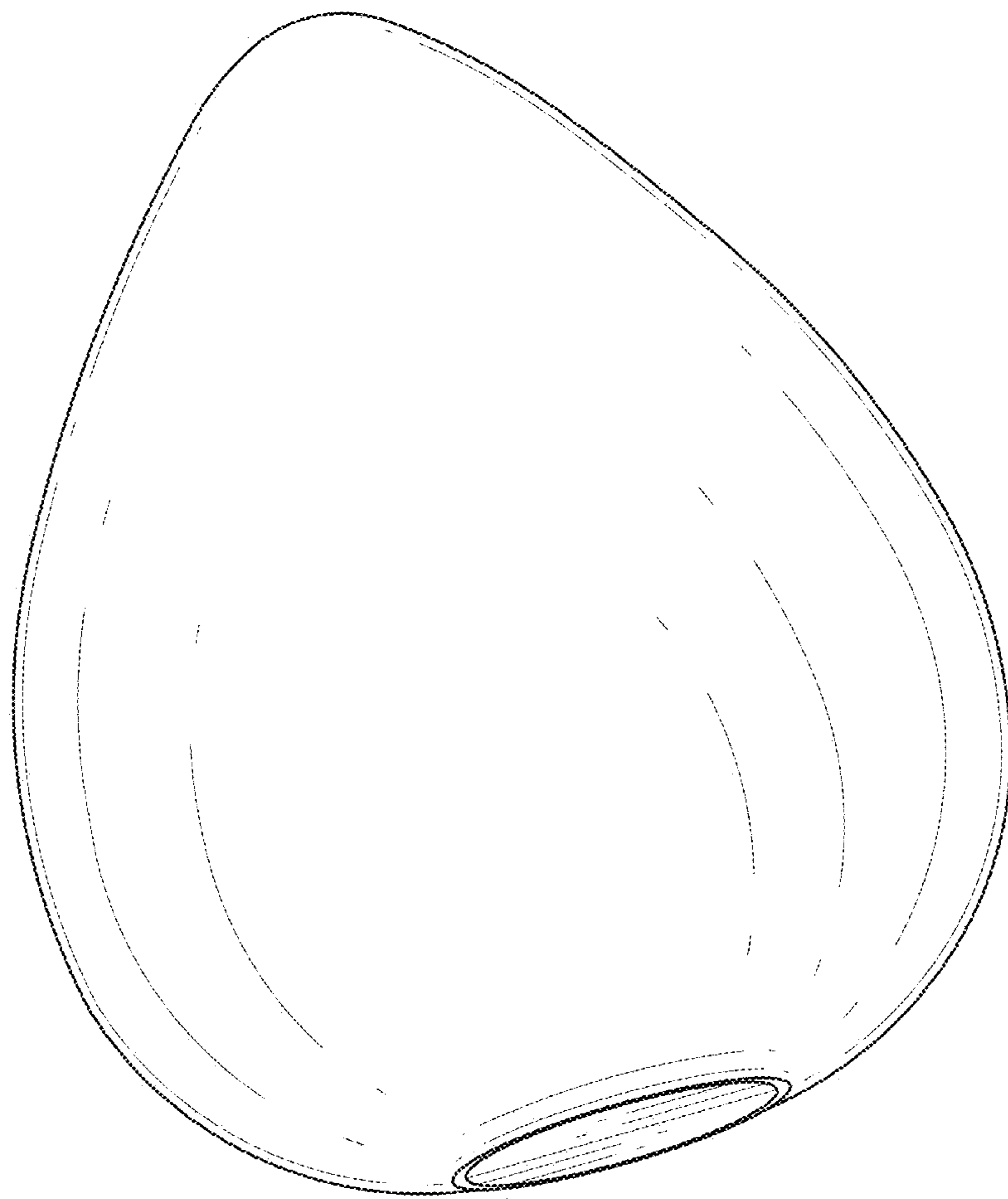


FIG. 1

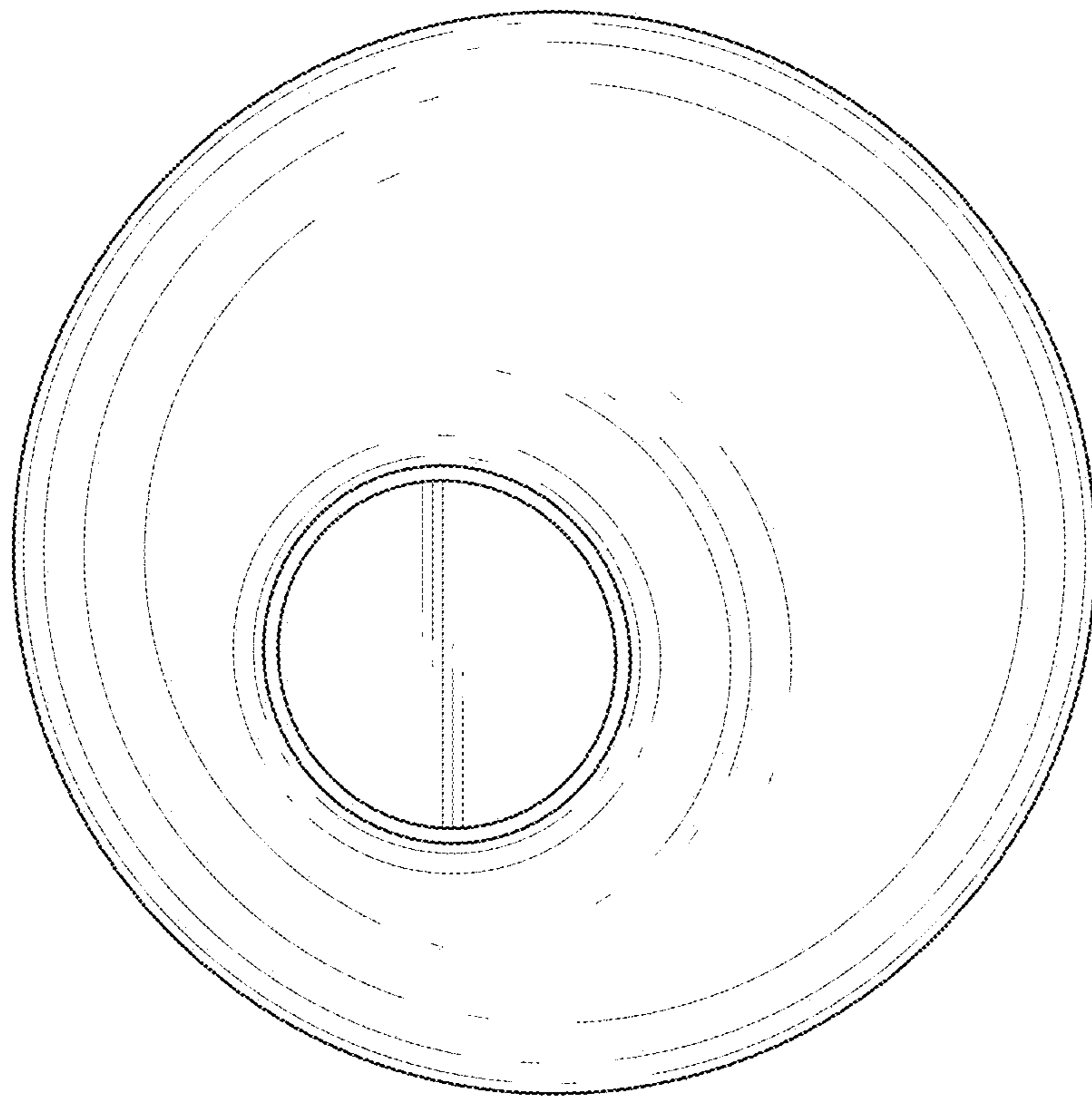


FIG. 2

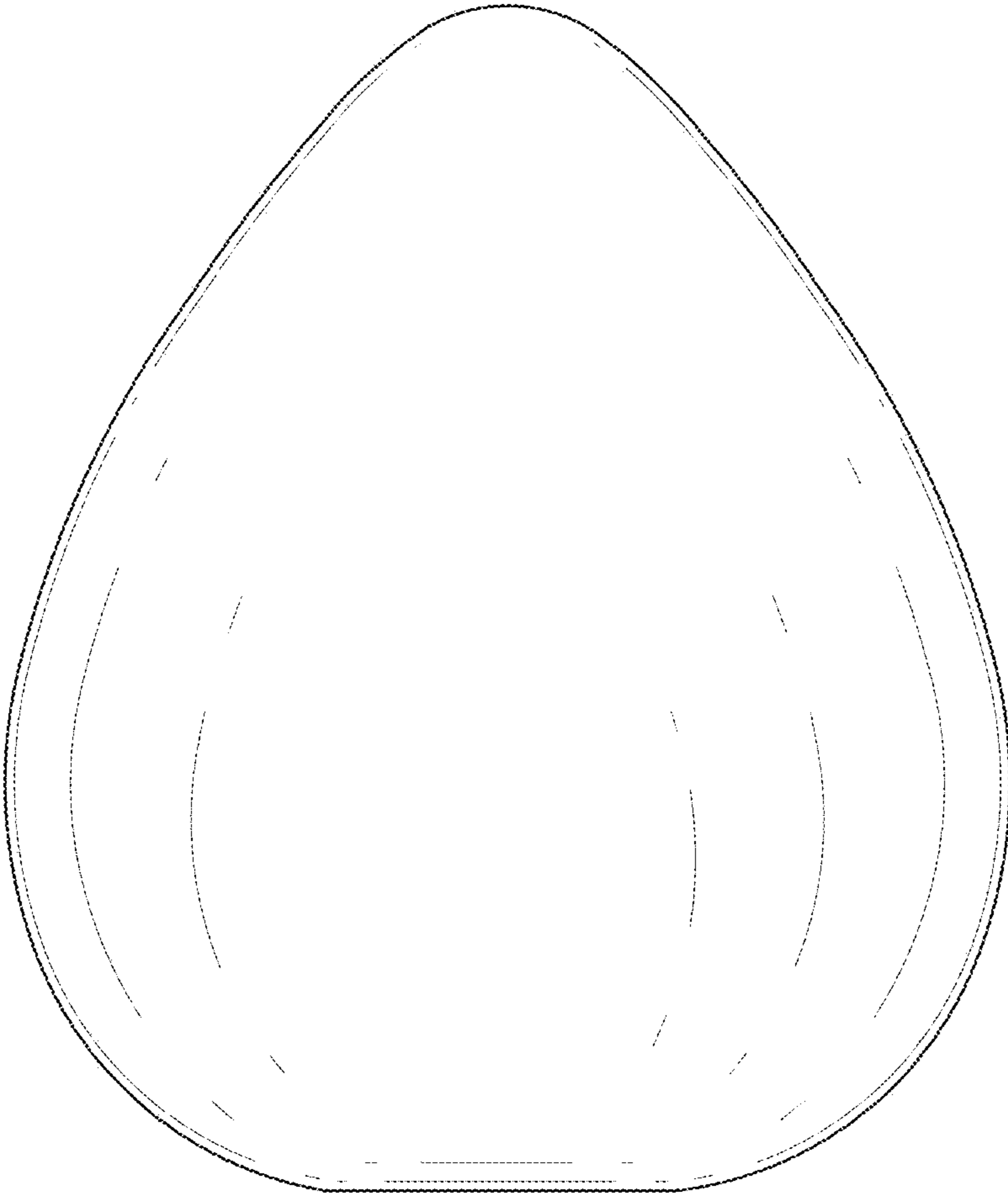


FIG. 3

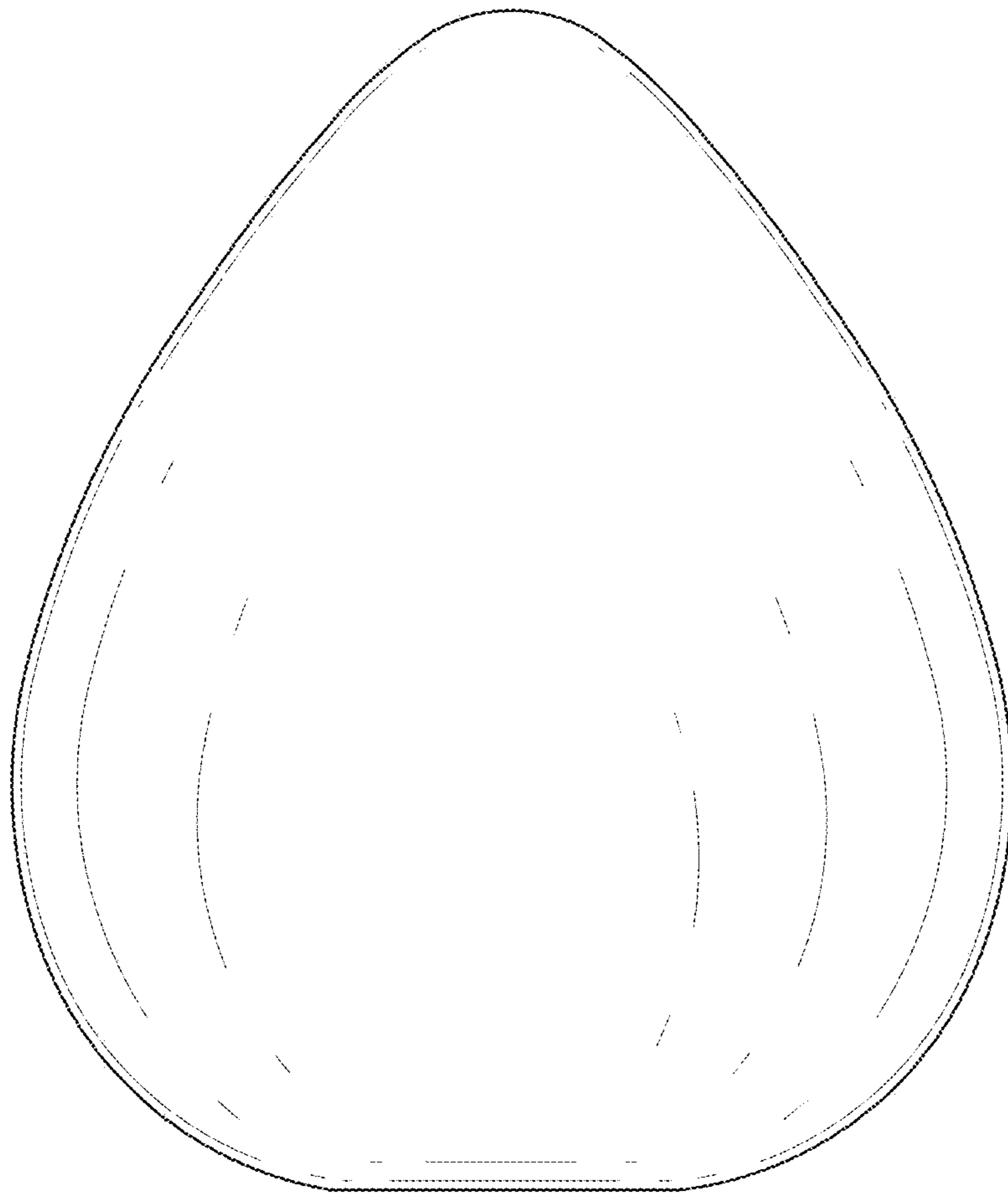


FIG. 4

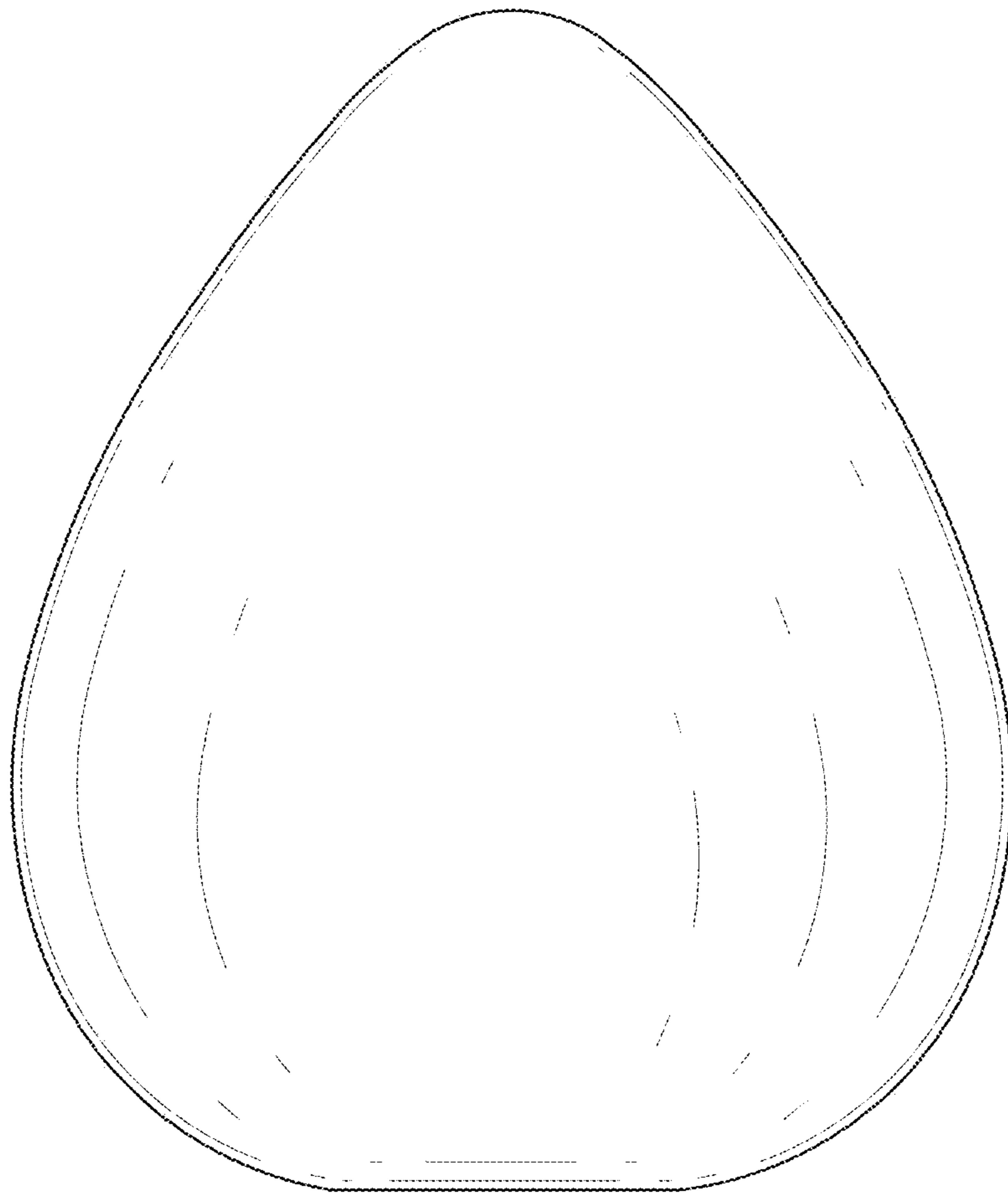


FIG. 5

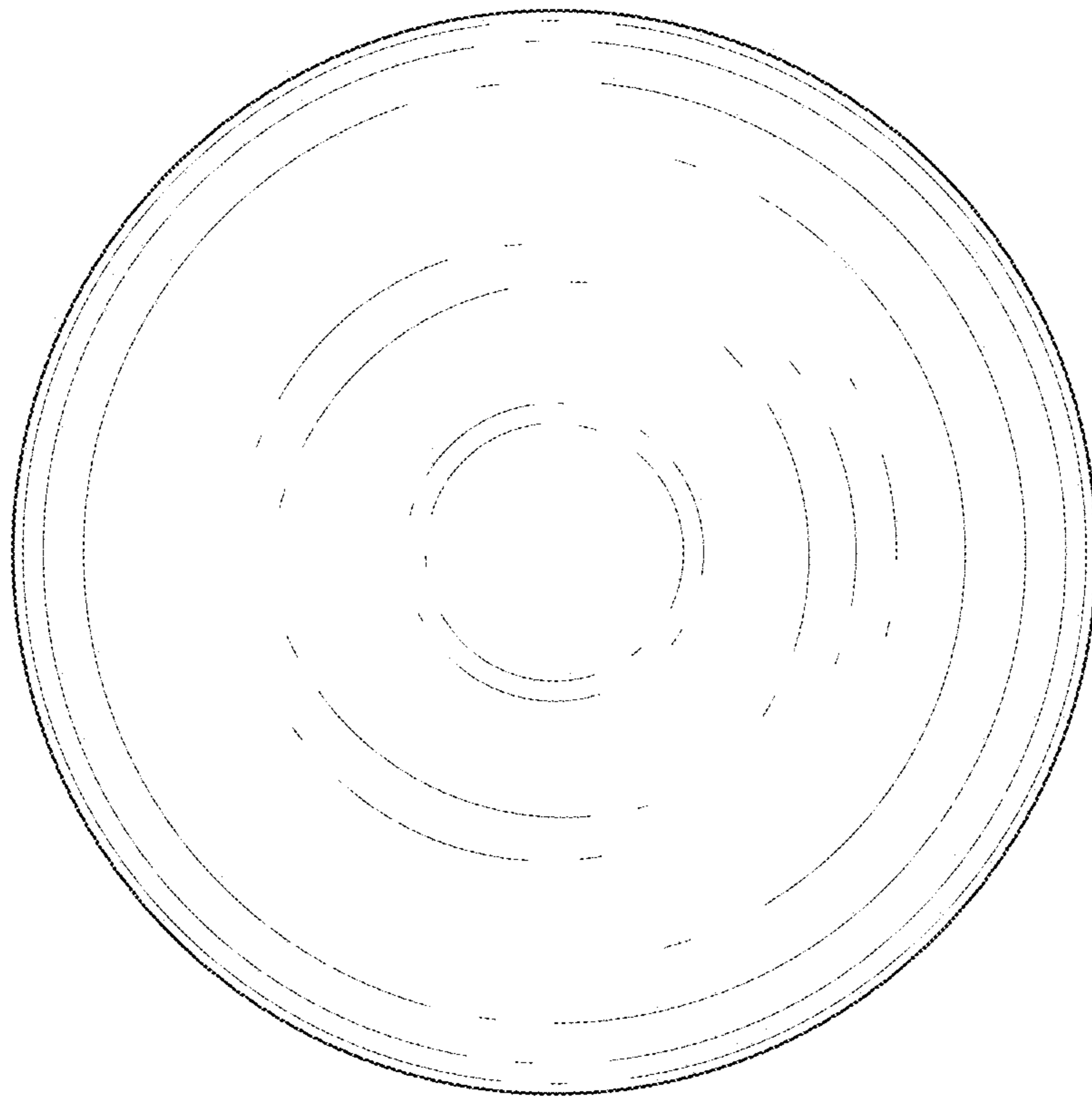


FIG. 6

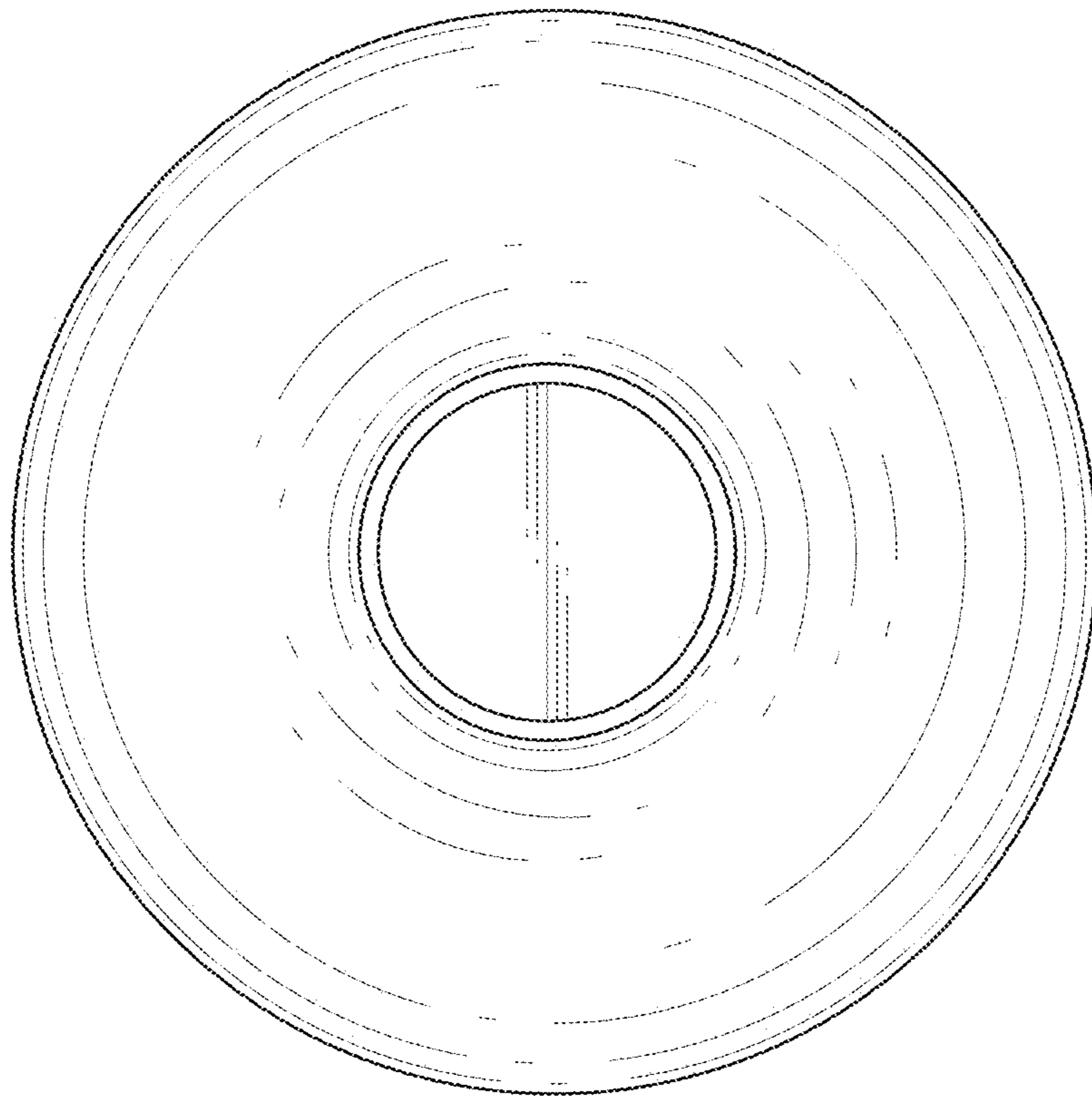


FIG. 7