



US00D938687S

(12) **United States Design Patent** (10) **Patent No.:** **US D938,687 S**  
**Day et al.** (45) **Date of Patent:** **\*\* Dec. 14, 2021**

(54) **WINCH SYSTEM**  
(71) Applicant: **X Development LLC**, Mountain View, CA (US)  
(72) Inventors: **Matthew David Day**, Oakland, CA (US); **Kyle James Cormany**, Atascadero, CA (US); **Jacques Gagne**, Los Gatos, CA (US); **Matthew Messana**, Sunnyvale, CA (US); **Neil Davé**, San Mateo, CA (US); **Barnaby John James**, Los Gatos, CA (US)

D839,527 S 1/2019 Goetsch  
D844,927 S \* 4/2019 Walstrom ..... D34/33  
D926,418 S \* 7/2021 Johansson ..... D34/35  
2018/0132459 A1 5/2018 Baba  
2020/0113158 A1 4/2020 Rishi

**FOREIGN PATENT DOCUMENTS**

EM 002535583-0002 9/2014  
EM 004443018-0002 11/2017  
WO WO 2020/046524 3/2020

**OTHER PUBLICATIONS**

Office Action in Chilean Appl. No. 202001248, dated Aug. 4, 2021, 37 pages (with English summary).  
202001246 PR U.S. Appl. No. 29/712,904, dated Nov. 12, 2019, X Development LLC.  
202001247 PR U.S. Appl. No. 29/712,904, dated Nov. 12, 2019, X Development LLC.

(Continued)

*Primary Examiner* — George A Bugg  
*Assistant Examiner* — Tamara L Hahn  
(74) *Attorney, Agent, or Firm* — Fish & Richardson P.C.

(73) Assignee: **X Development LLC**, Mountain View, CA (US)  
(\*\*) Term: **15 Years**  
(21) Appl. No.: **29/712,926**  
(22) Filed: **Nov. 12, 2019**  
(51) **LOC (13) Cl.** ..... **12-05**  
(52) **U.S. Cl.**  
USPC ..... **D34/33**  
(58) **Field of Classification Search**  
USPC ..... D34/28–39  
CPC . B66D 1/12; B66D 1/005; B66D 1/00; B66D 1/14; B66D 3/006; E21B 19/06; E21B 19/16; E21B 19/08  
See application file for complete search history.

(57) **CLAIM**

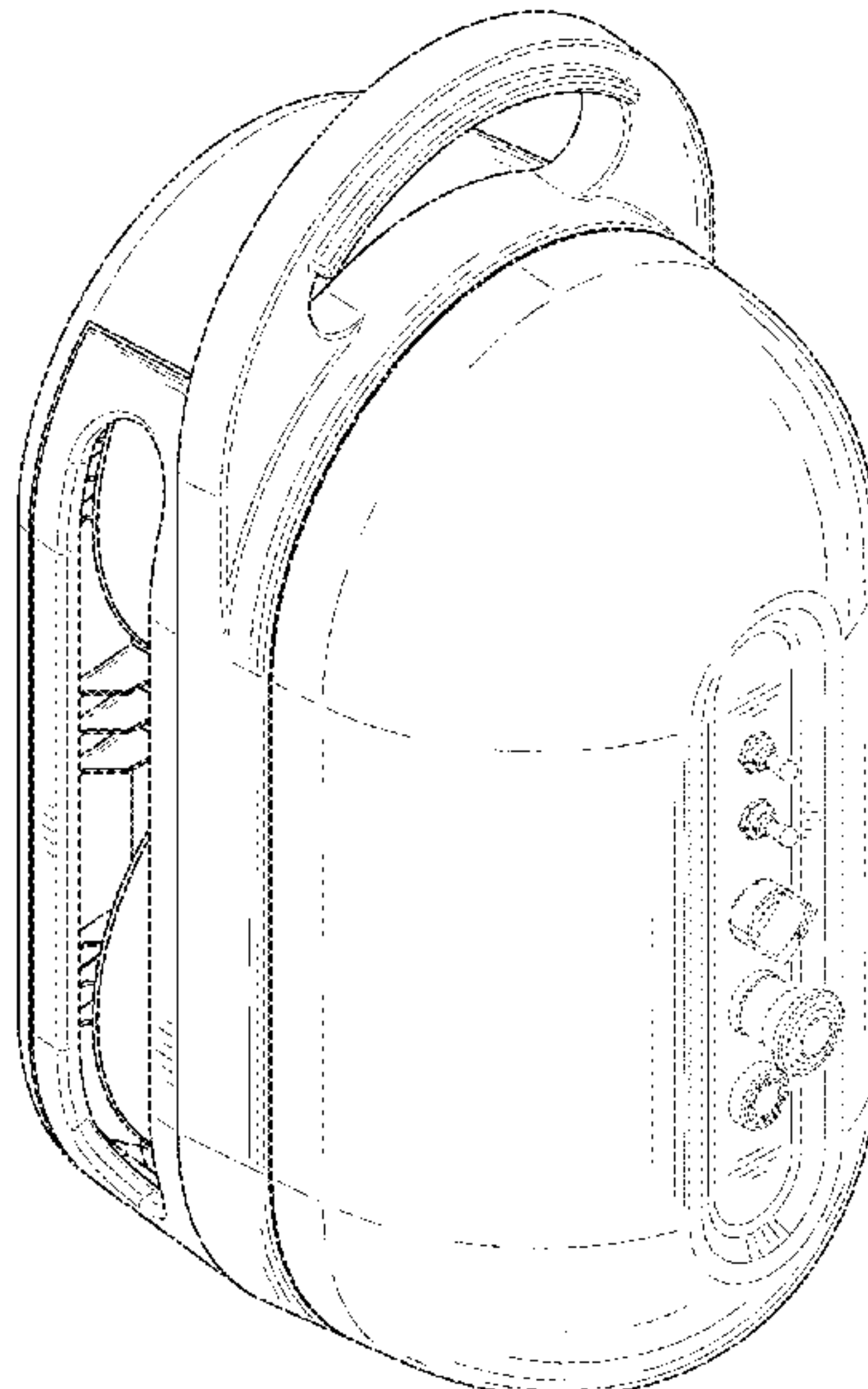
The ornamental design for a winch system, as shown and described.

**DESCRIPTION**

FIG. 1 is a front perspective view of our winch system;  
FIG. 2 is a front view thereof;  
FIG. 3 is a back side view thereof;  
FIG. 4 is a right side view thereof;  
FIG. 5 is a left view thereof;  
FIG. 6 is a top view thereof; and,  
FIG. 7 is a bottom view thereof.  
The broken lines in the drawings depict portions of the winch system that form no part of the claimed design.

(56) **References Cited**  
U.S. PATENT DOCUMENTS  
D438,358 S 2/2001 Huang  
D571,973 S \* 6/2008 Burns ..... D34/33  
D573,775 S 7/2008 Bums  
D596,369 S 7/2009 Walstrom  
D610,771 S 2/2010 Doan  
D721,214 S 1/2015 Trochum  
D792,756 S 7/2017 Vantila  
D795,522 S \* 8/2017 Rogers ..... D34/33

**1 Claim, 7 Drawing Sheets**



(56)

**References Cited**

OTHER PUBLICATIONS

202001248 PR U.S. Appl. No. 29/712,926, dated Nov. 12, 2019, X  
Development LLC.

202001249 PR U.S. Appl. No. 29/712,897, dated Nov. 12, 2019, X  
Development LLC.

\* cited by examiner

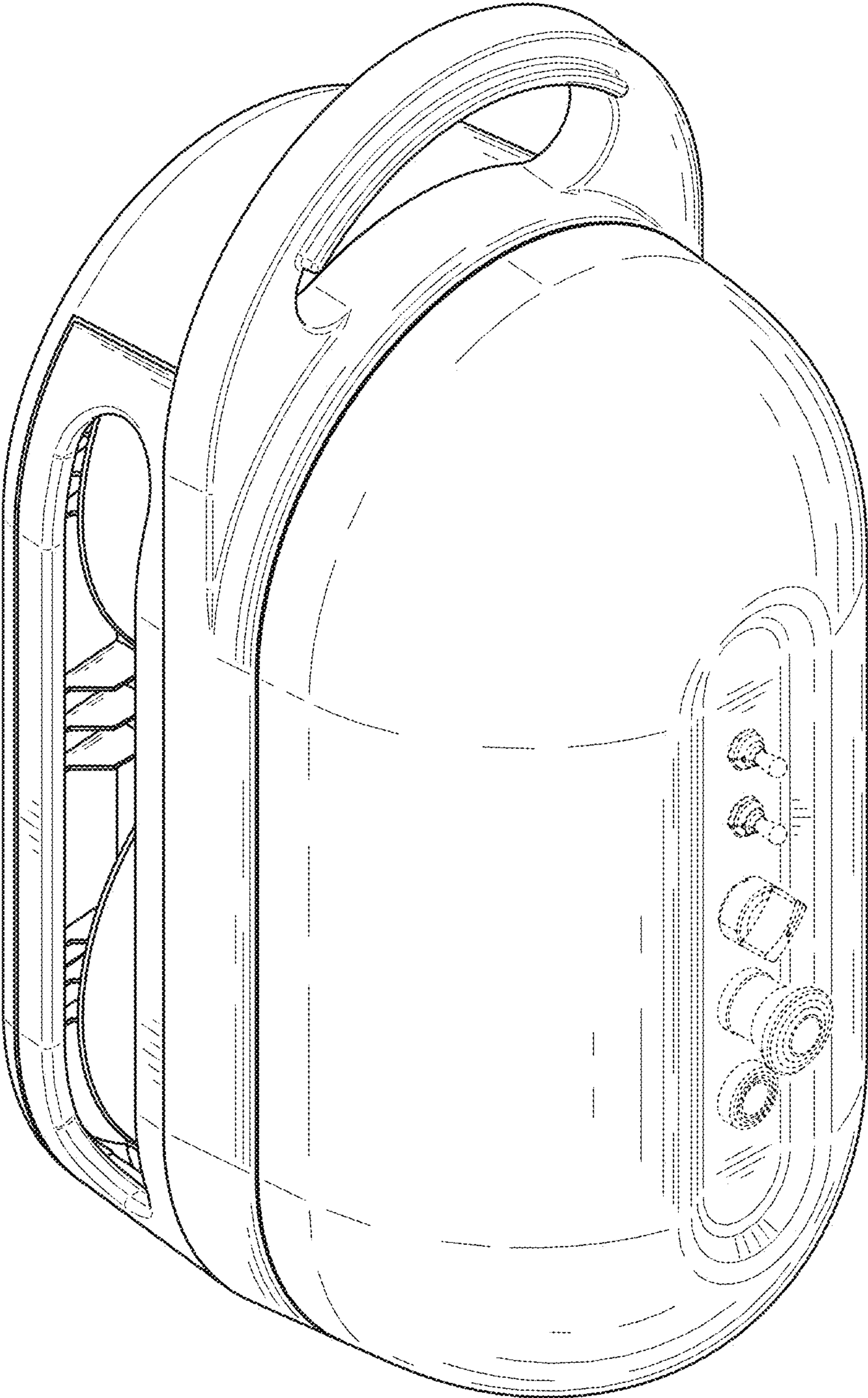


FIG. 1




FIG. 2






FIG. 3

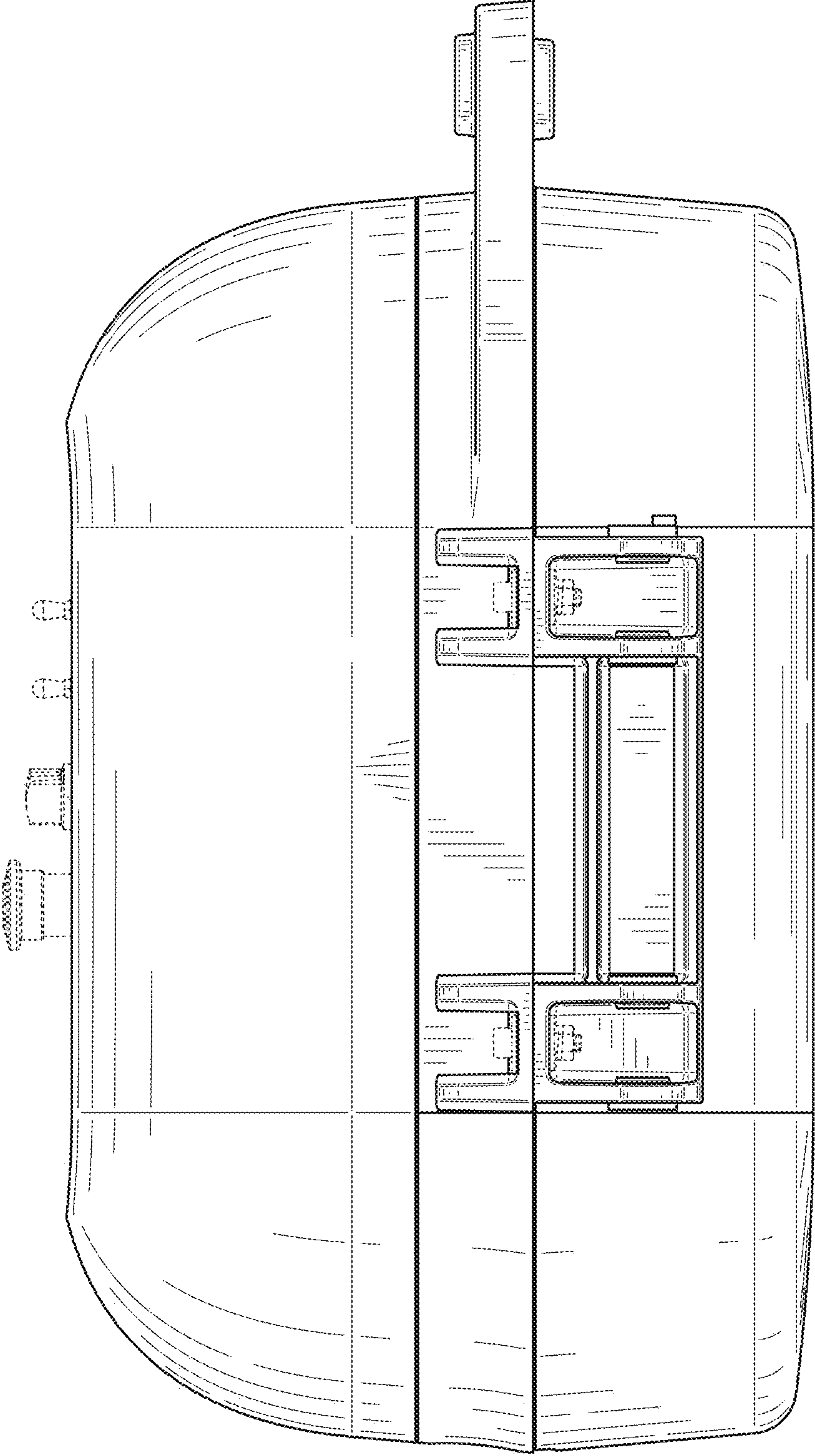


FIG. 4

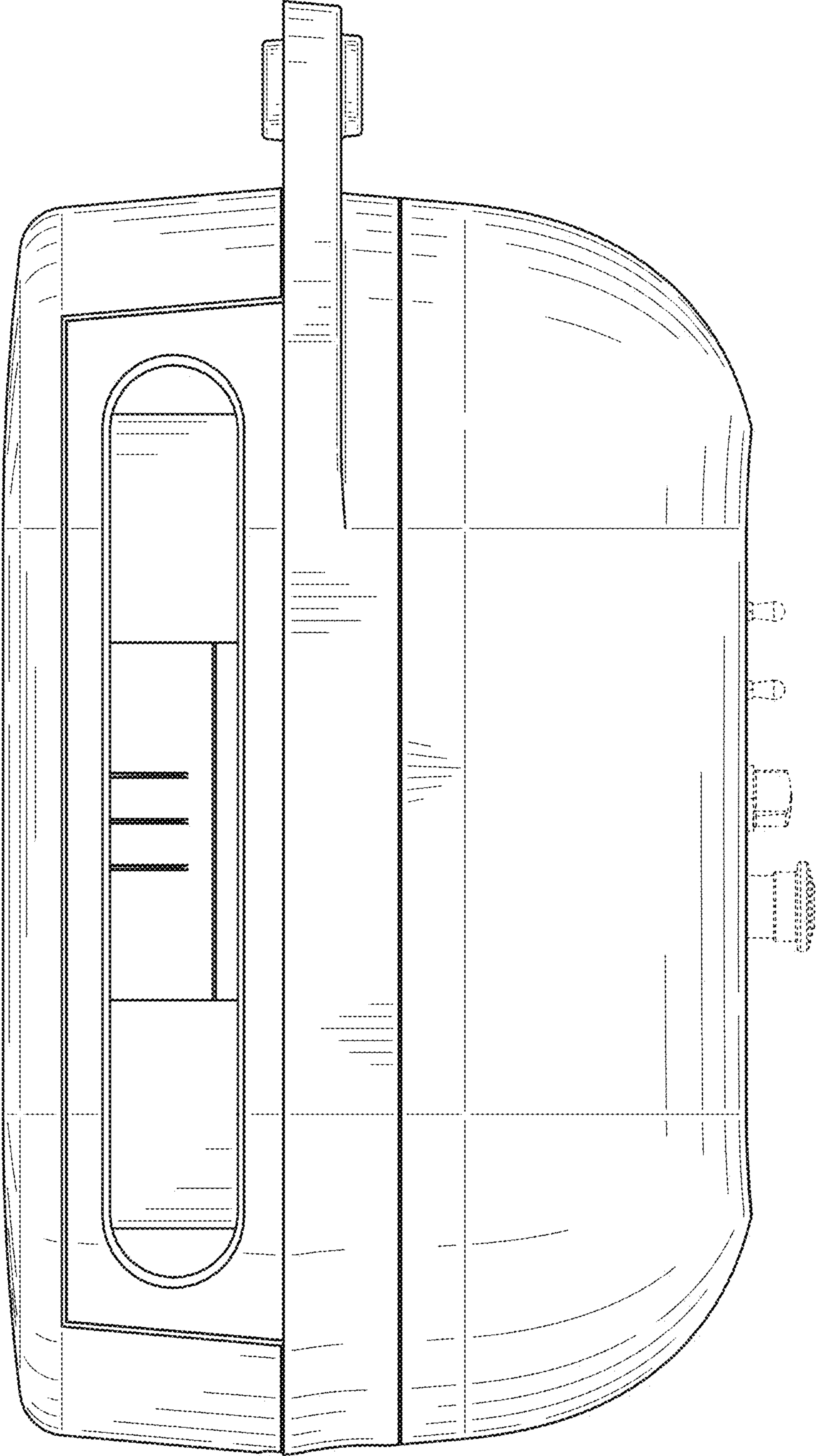


FIG. 5

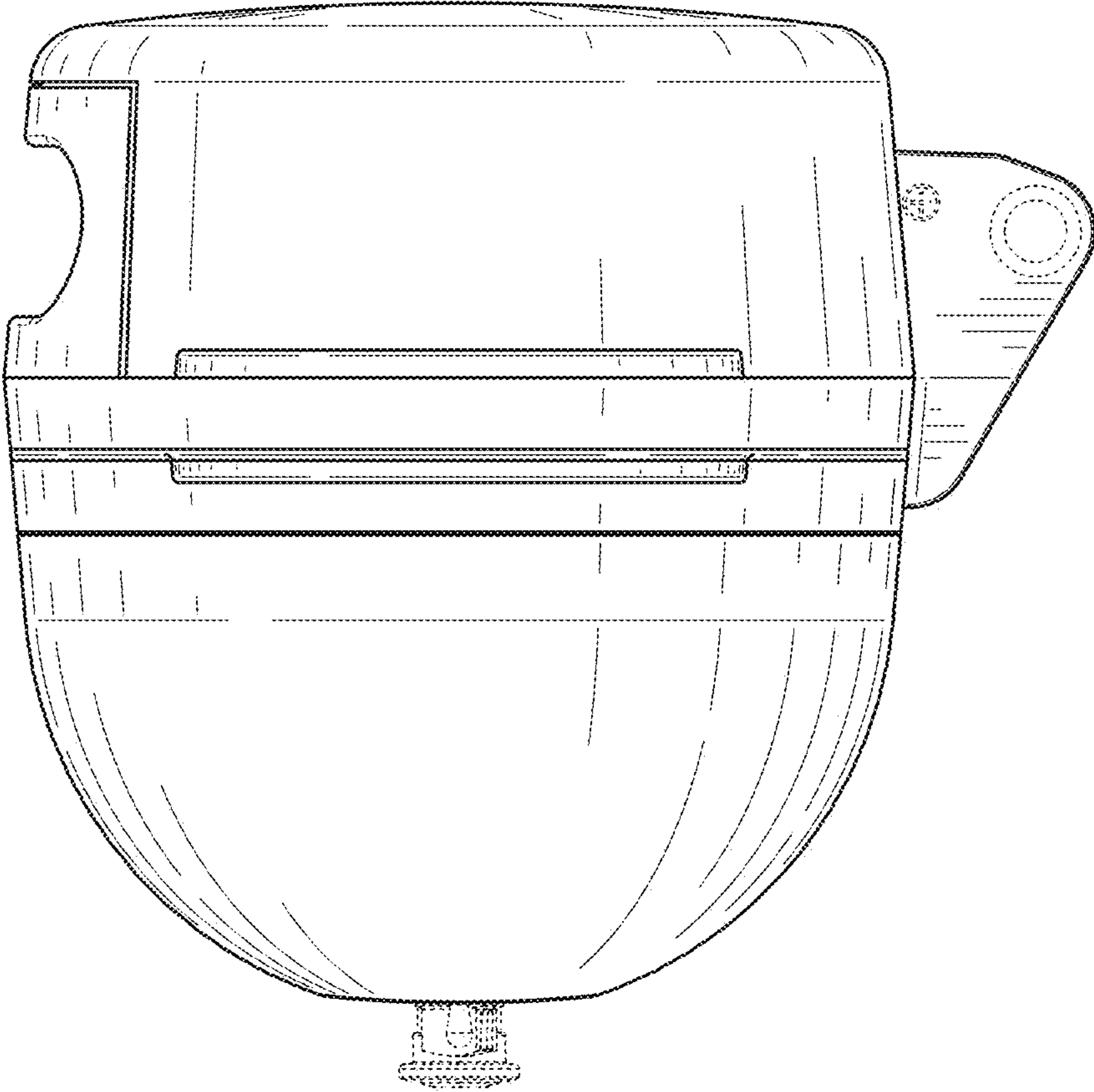


FIG. 6



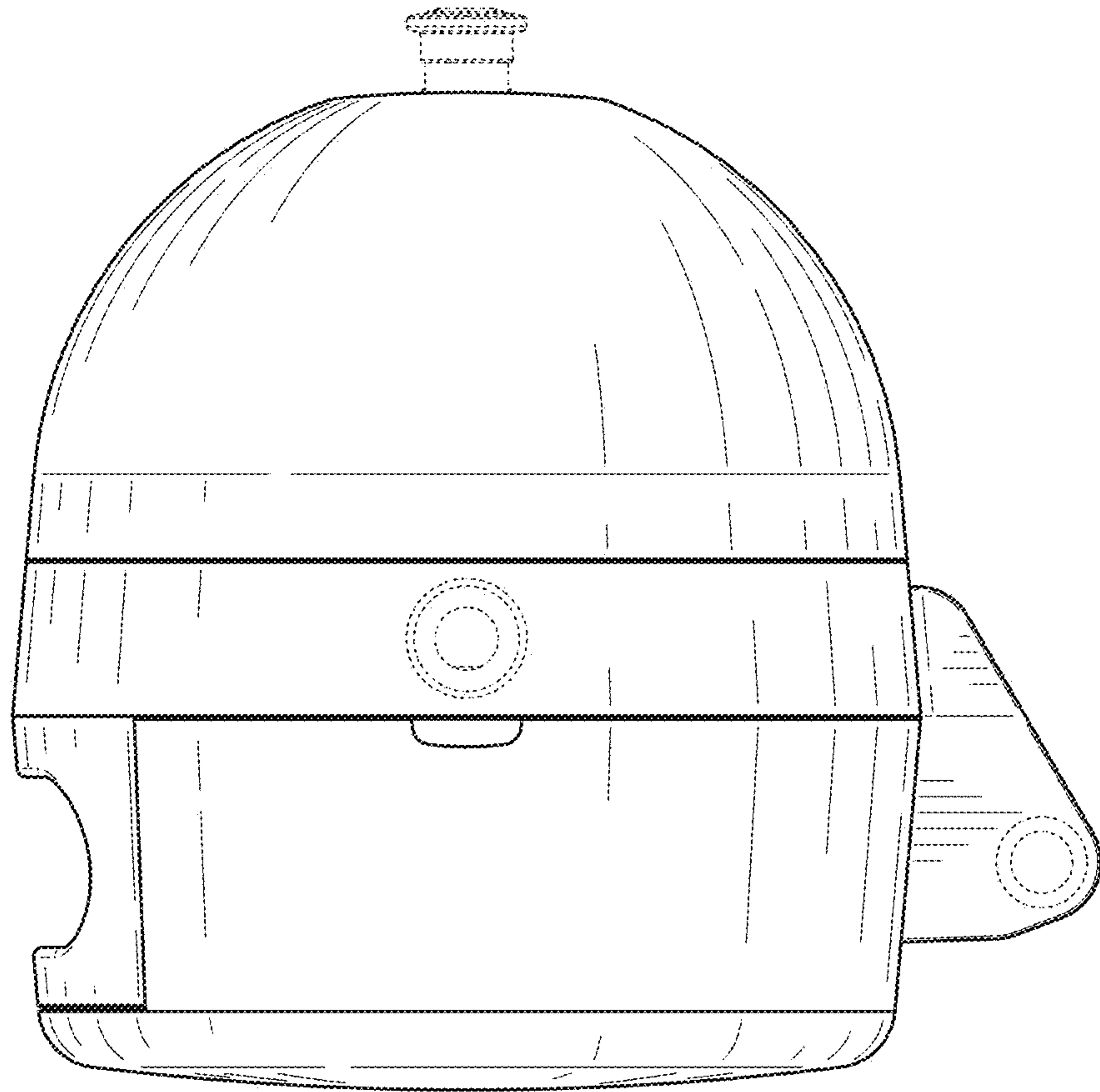


FIG. 7