



US00D938656S

(12) **United States Design Patent**
Groat

(10) **Patent No.:** **US D938,656 S**

(45) **Date of Patent:** **** Dec. 14, 2021**

(54) **PROTECTIVE VEST**

(71) Applicant: **SAFE LIFE DEFENSE, LLC**, Las Vegas, NV (US)

(72) Inventor: **Nick Groat**, Las Vegas, NV (US)

(73) Assignee: **SAFE LIFE DEFENSE, LLC**, Las Vegas, NV (US)

(**) Term: **15 Years**

(21) Appl. No.: **29/714,826**

(22) Filed: **Nov. 26, 2019**

(51) **LOC (13) Cl.** **02-02**

(52) **U.S. Cl.**
USPC **D29/101.4**

(58) **Field of Classification Search**
USPC D29/100, 101.1, 101.2, 101.3, 101.4,
D29/101.5; D21/683; D2/829
CPC A41D 1/04; A41D 13/00; A41D 13/05;
A41D 13/0153; A41D 13/0518; F41H
5/0478; F41H 1/02
See application file for complete search history.

(56) **References Cited**

U.S. PATENT DOCUMENTS

3,266,070	A *	8/1966	O'Link	B63C 9/1255
					441/112
D263,006	S *	2/1982	Boker	D2/829
5,157,792	A *	10/1992	Allen	F41H 1/02
					2/2.5
5,331,683	A *	7/1994	Stone	F41H 1/02
					2/102
6,195,802	B1 *	3/2001	Armellino	A41D 13/00
					2/102

(Continued)

OTHER PUBLICATIONS

Uniform Style Multi-Threat Vest Level iiiia—Safe Life Defense (on-line), dated Sep. 25, 2020. Retrieved from Internet Dec. 4, 2020,

URL: <https://web.archive.org/web/20200925224149/https://safelifedefense.com/product/uniform-shirt-multi-threat-vest-level-iiiia/> (3 pages) (Year: 2020).*

Primary Examiner — Kimberly Barnes

(74) *Attorney, Agent, or Firm* — Howard & Howard Attorneys PLLC

(57) **CLAIM**

The ornamental design for a protective vest, as shown and described herein.

DESCRIPTION

FIG. 1 is a perspective view of a protective vest showing my new design;
FIG. 2 is a front perspective view of the protective vest shown in FIG. 1;
FIG. 3 is a rear perspective view of the protective vest shown in FIG. 1;
FIG. 4 is a front view of the protective vest shown in FIG. 1;
FIG. 5 is a rear view of the protective vest shown in FIG. 1;
FIG. 6 is a right side view of the protective vest shown in FIG. 1;
FIG. 7 is a left side view of the protective vest shown in FIG. 1;
FIG. 8 is a top view of the protective vest shown in FIG. 1;
FIG. 9 is a bottom view of the protective vest shown in FIG. 1;
FIG. 10 is another front perspective view of the protective vest shown in FIG. 1; and,
FIG. 11 is another rear perspective view of the protective vest shown in FIG. 1.

The broken lines in FIG. 1 depicting a person represent environmental subject matter that forms no part of the claimed design. The remaining broken lines in the figures depicting lines of stitching on the protective vest form no part of the claimed design.

1 Claim, 10 Drawing Sheets



(56)

References Cited

U.S. PATENT DOCUMENTS

D461,036	S *	8/2002	Forbes	D2/828
6,769,137	B2 *	8/2004	D'Annunzio	F41H 1/02 2/102
6,874,163	B2 *	4/2005	Marshall	B25H 3/00 2/102
7,424,748	B1 *	9/2008	McDunn	F41H 5/013 2/2.5
8,418,265	B1 *	4/2013	Storms, Jr.	F41H 1/02 2/102
8,490,212	B1 *	7/2013	Asher	A41D 1/04 2/2.5
8,533,862	B2 *	9/2013	Khandelwal	F41H 1/02 2/2.5
9,222,757	B2 *	12/2015	Seuk	F41H 1/02
9,801,458	B2 *	10/2017	Storms, Jr.	A45F 5/02
9,835,414	B2 *	12/2017	Blauer	A41D 27/02
D808,594	S *	1/2018	Tien	D29/101.4
10,060,707	B2 *	8/2018	Searle	F41H 1/02
10,455,873	B2 *	10/2019	Feterman	A41D 15/04
D880,073	S *	3/2020	Groat	D29/101.4
D883,577	S *	5/2020	Neal	D29/101.4
2008/0235841	A1 *	10/2008	McDunn	F41H 1/02 2/2.5
2011/0209259	A1 *	9/2011	Chu	F41H 1/02 2/2.5
2011/0239346	A1 *	10/2011	Doherty	F41H 1/02 2/2.5
2014/0130224	A1 *	5/2014	Lurio	A41F 5/00 2/2.5
2019/0212101	A1 *	7/2019	Ellis	F41H 5/0485
2020/0000212	A1 *	1/2020	LeMarbe	A45F 5/02
2020/0217584	A1 *	7/2020	Fluellen	F25D 29/003

* cited by examiner




FIG. 1




FIG. 2

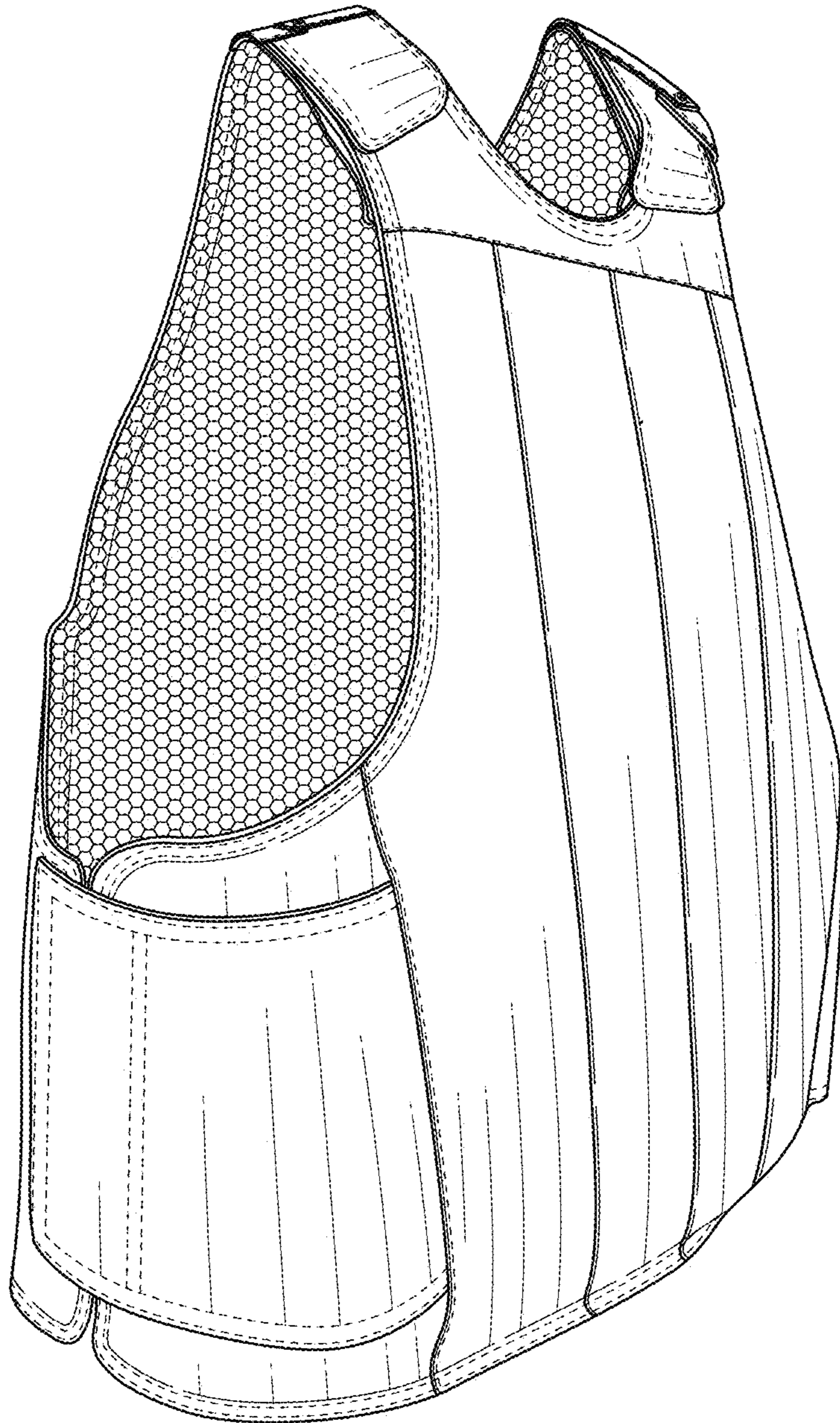


FIG. 3

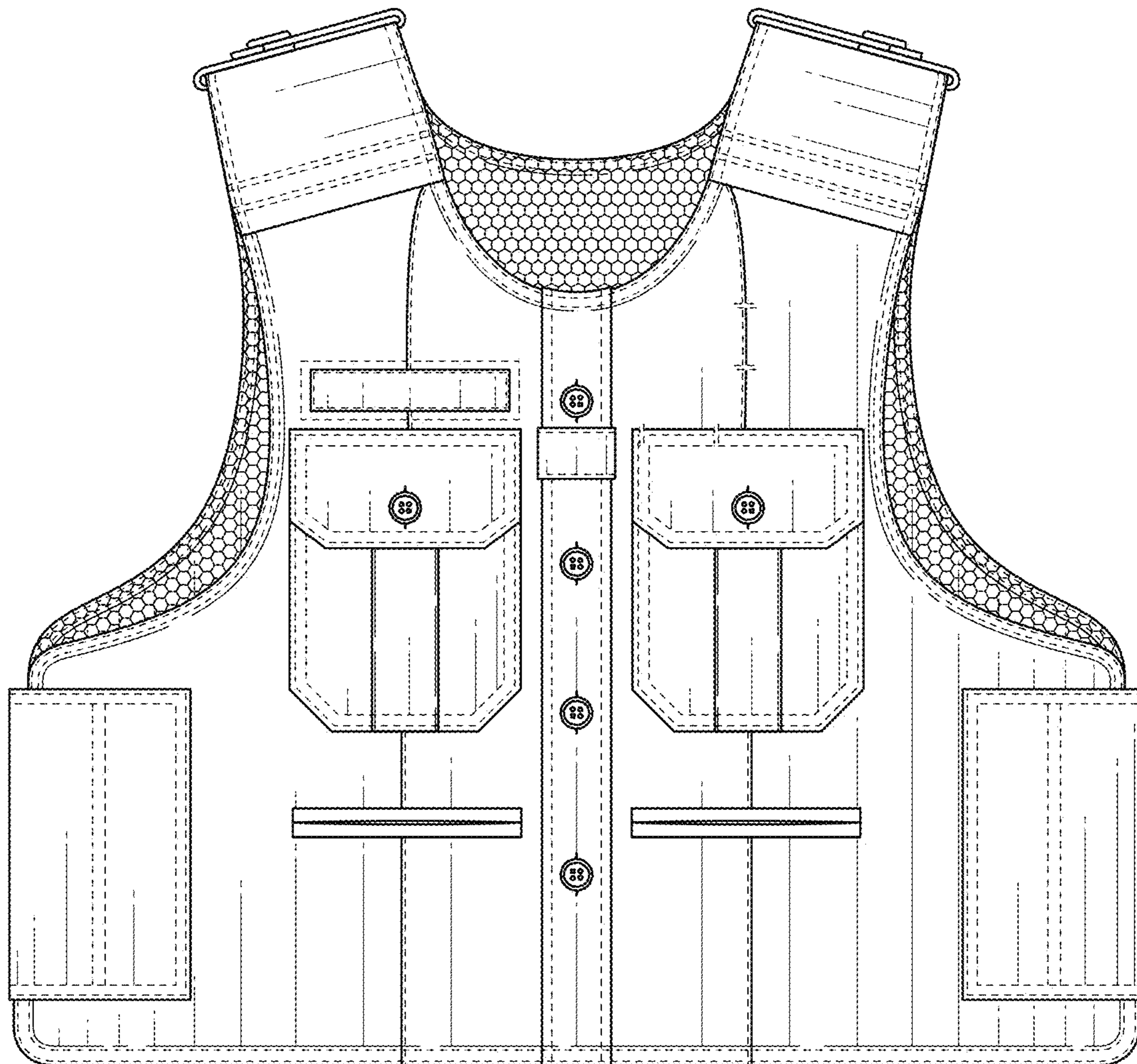


FIG. 4

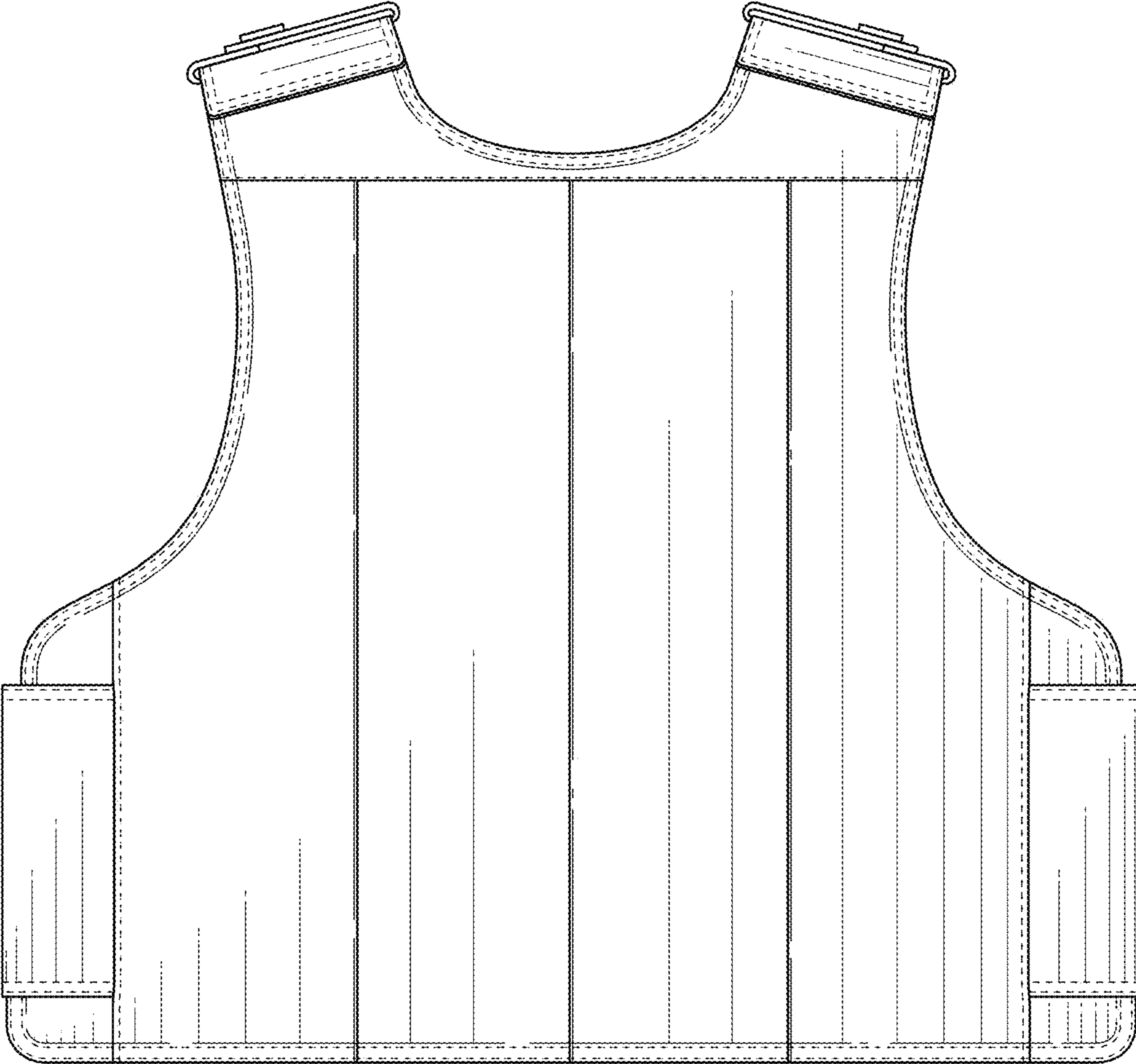


FIG. 5

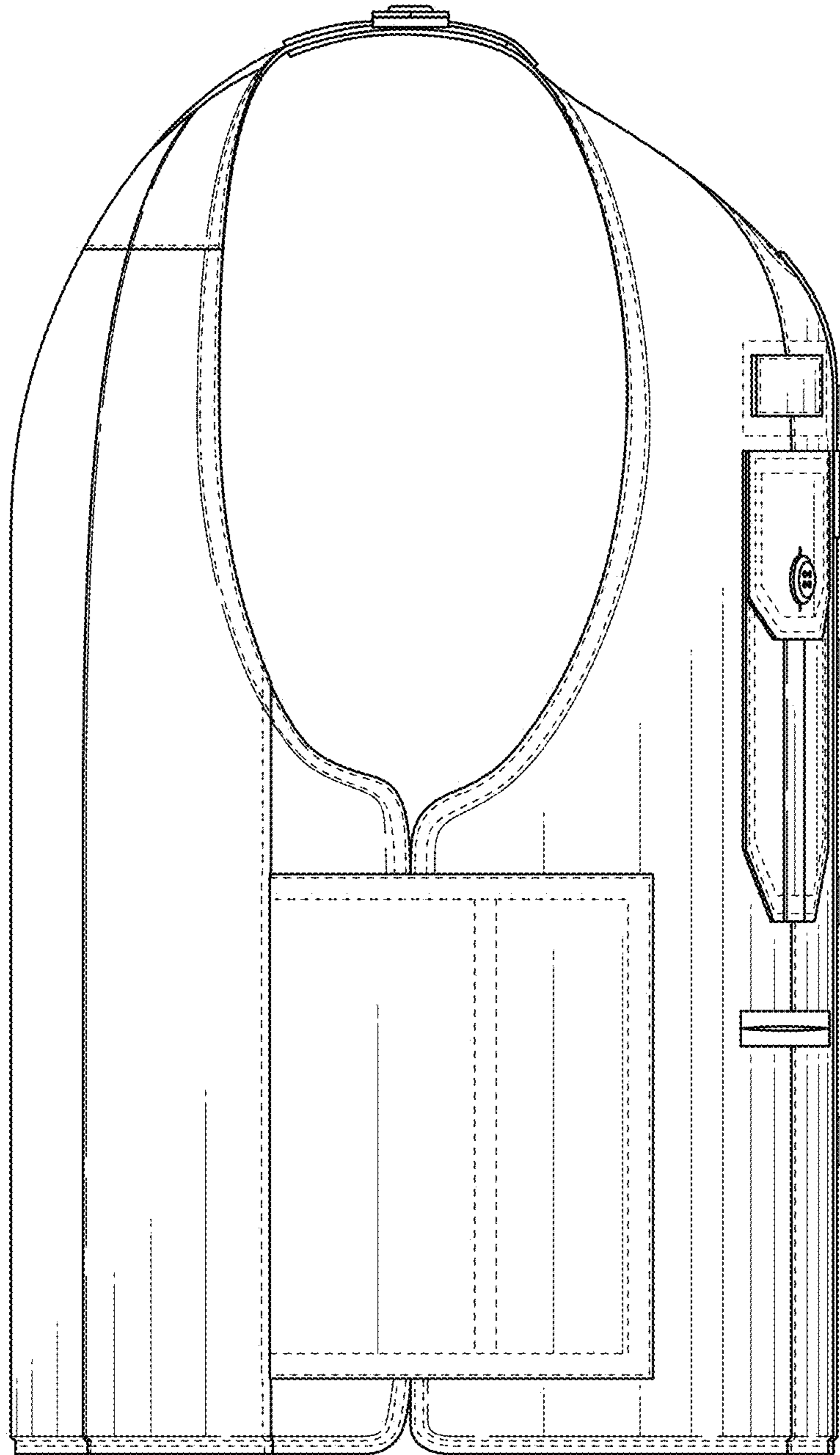


FIG. 6

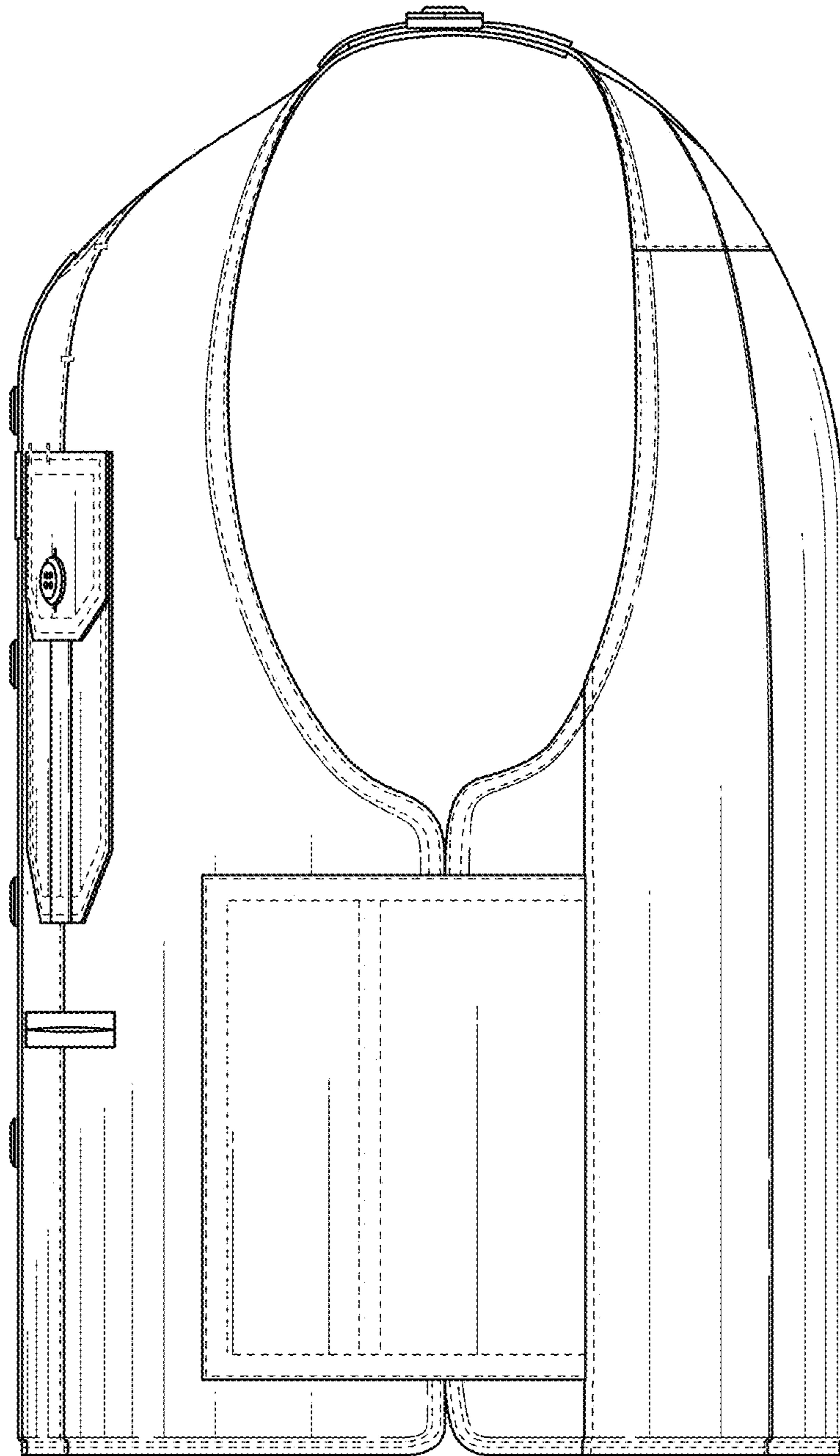


FIG. 7

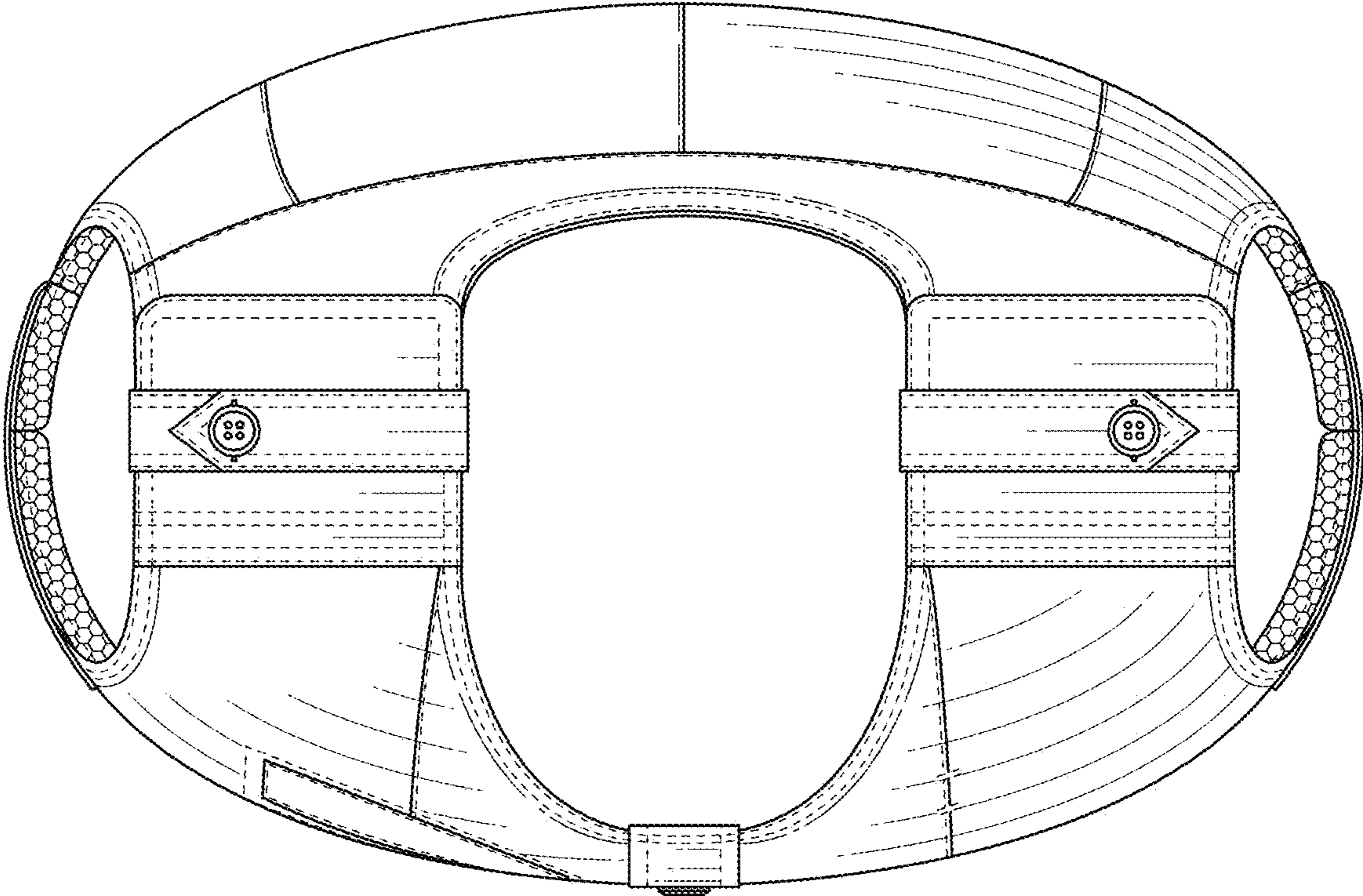


FIG. 8

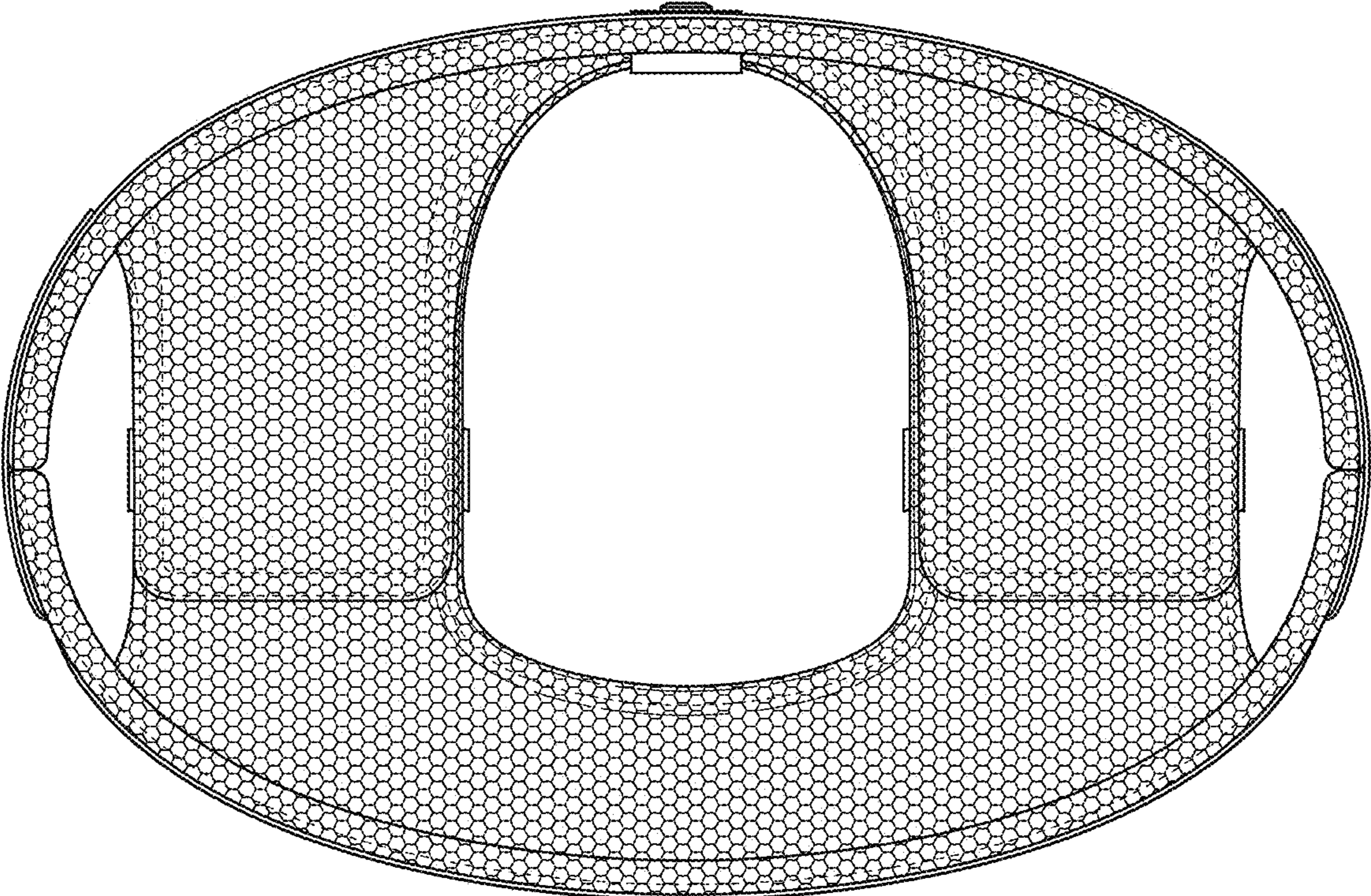


FIG. 9

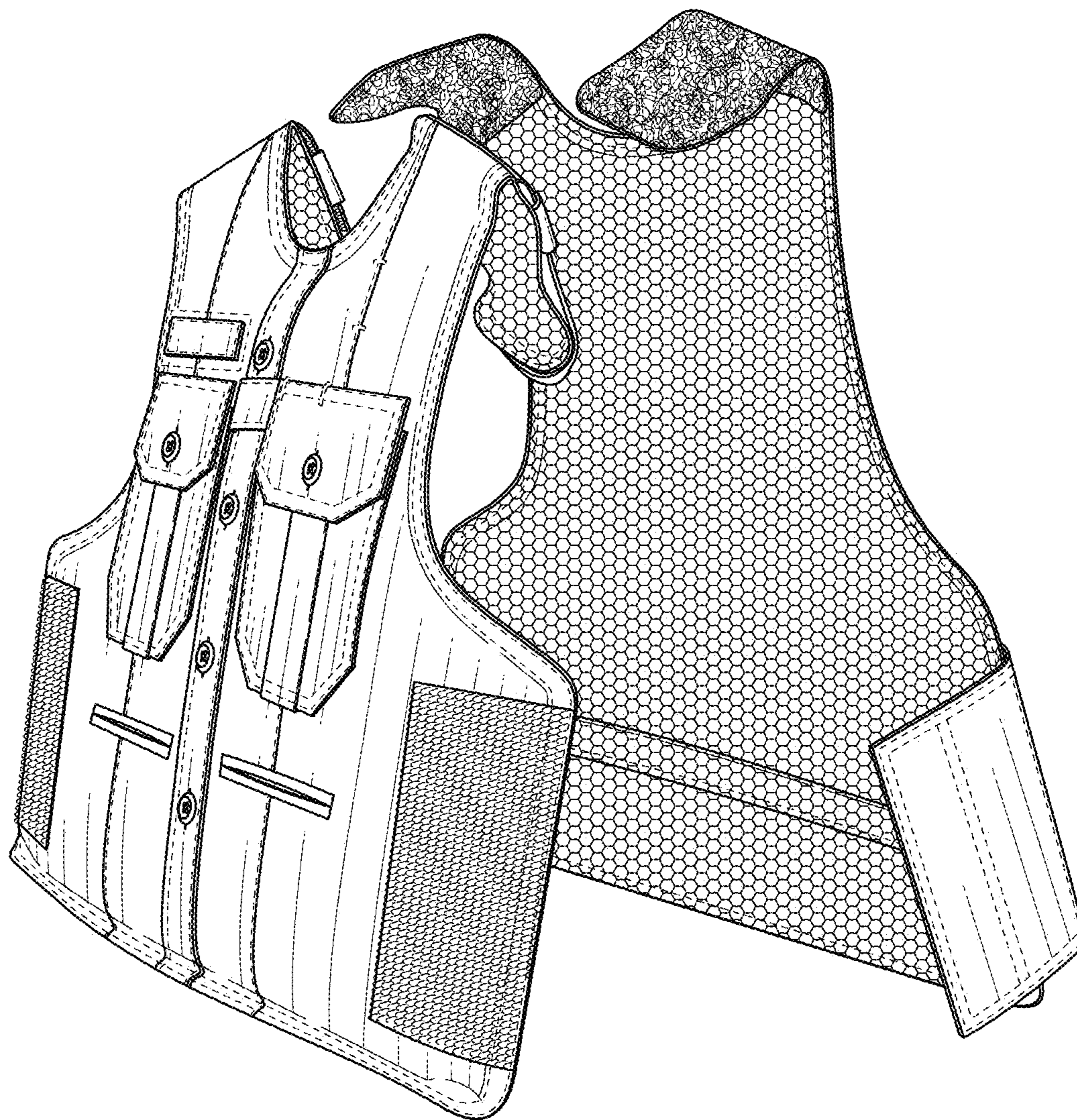


FIG. 10

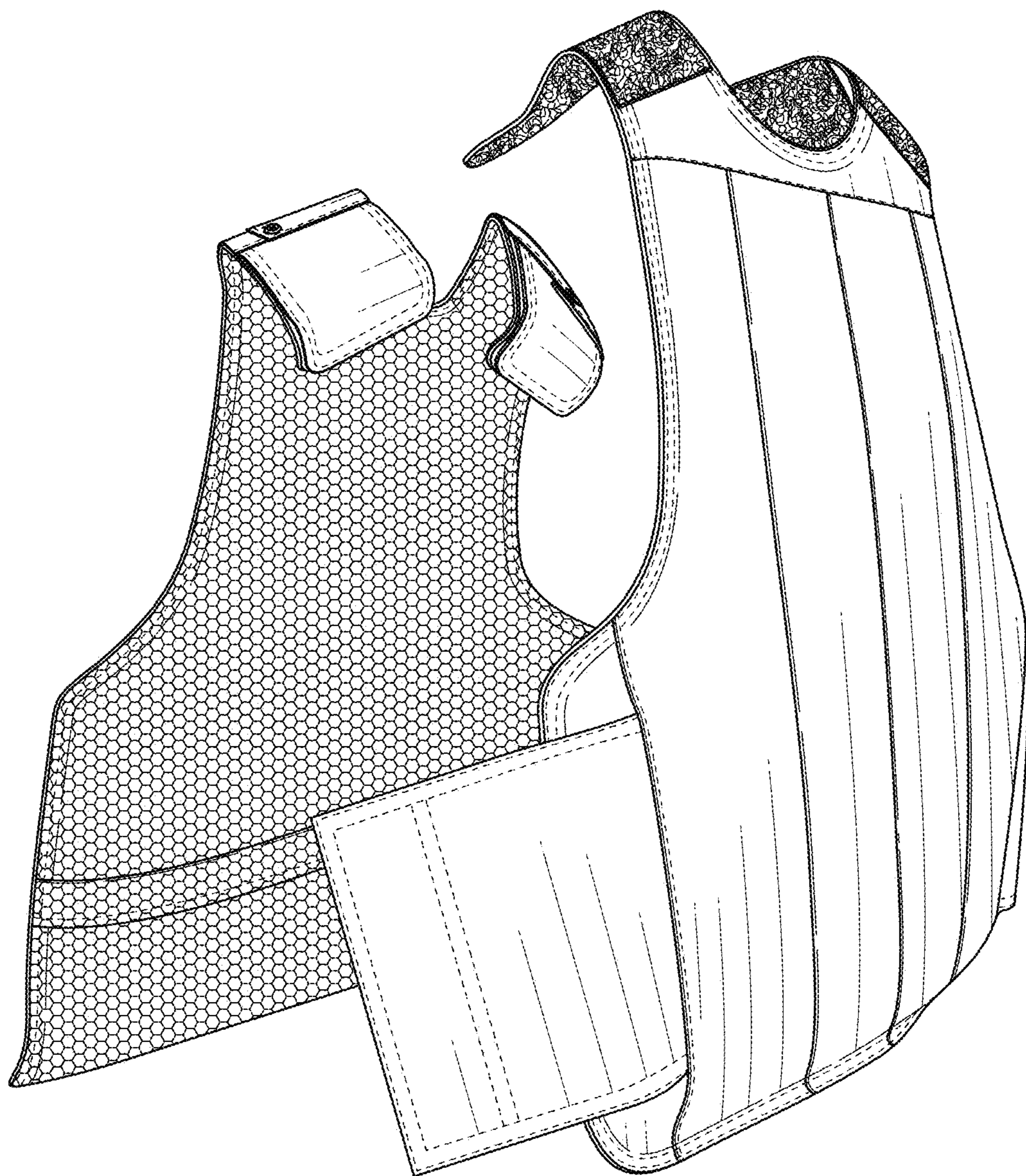


FIG. 11