



US00D938649S

(12) **United States Design Patent**
Zhu

(10) **Patent No.:** **US D938,649 S**

(45) **Date of Patent:** **** Dec. 14, 2021**

(54) **HAIR CURLER**

(71) Applicant: **YIWU LEHMAN ELECTRONIC TECHNOLOGY CO., LTD**, Yiwu (CN)

(72) Inventor: **Xiang Zhu**, Jinhua (CN)

(73) Assignee: **YIWU LEHMAN ELECTRONIC TECHNOLOGY CO., LTD**, Yiwu (CN)

D849,322 S *	5/2019	Grienay	D28/35
D851,832 S *	6/2019	Thomas	D28/35
D853,643 S *	7/2019	Kim	D28/35
D867,659 S *	11/2019	Zhou	D28/35
D876,014 S *	2/2020	Lin	D28/35
D876,015 S *	2/2020	Lin	D28/35
D884,967 S	5/2020	Peng		
D909,677 S *	2/2021	Su	D28/35
D910,237 S *	2/2021	Russo	D28/35
D912,321 S *	3/2021	Huang	D28/35
D913,589 S *	3/2021	Thalmann	D28/35

(Continued)

(**) Term: **15 Years**

OTHER PUBLICATIONS

(21) Appl. No.: **29/757,495**

Amovee Titanium Flat Iron, www.amazon.com, first available Nov. 19, 2019, 1 page (Year: 2019).*

(22) Filed: **Nov. 6, 2020**

(Continued)

(51) **LOC (13) Cl.** **28-03**

(52) **U.S. Cl.**

USPC **D28/35**

(58) **Field of Classification Search**

USPC D28/35

CPC ... A45D 1/00; A45D 1/02; A45D 1/04; A45D 1/06; A45D 1/14; A45D 1/18; A45D 1/28; A45D 2/001; A45D 2/002; A45D 2/36-367; A45D 6/02-04; A45D 2/02; A45D 2/12; A45D 2/122; A45D 2/14

See application file for complete search history.

(56) **References Cited**

U.S. PATENT DOCUMENTS

D599,058 S *	8/2009	Kim	D28/35
D606,252 S *	12/2009	Leung	D28/35
D643,974 S *	8/2011	Renault	D28/35
D645,614 S *	9/2011	Kim	D28/35
D651,743 S *	1/2012	Kim	D28/35
8,455,796 B2 *	6/2013	Leung	A45D 1/06 219/225
D791,408 S *	7/2017	Brady	D28/35
D816,900 S *	5/2018	Di Marco	D28/35
D833,676 S	11/2018	Lee et al.		

Primary Examiner — Jennifer Rivard

(57) **CLAIM**

The ornamental design for a hair curler, as shown and described.

DESCRIPTION

FIG. 1 is a perspective view of a hair curler showing my new design;

FIG. 2 is another perspective view thereof;

FIG. 3 is a front elevational view thereof;

FIG. 4 is a rear elevational view thereof;

FIG. 5 is a left side elevational view thereof;

FIG. 6 is a right side elevational view thereof;

FIG. 7 is a top plan view thereof;

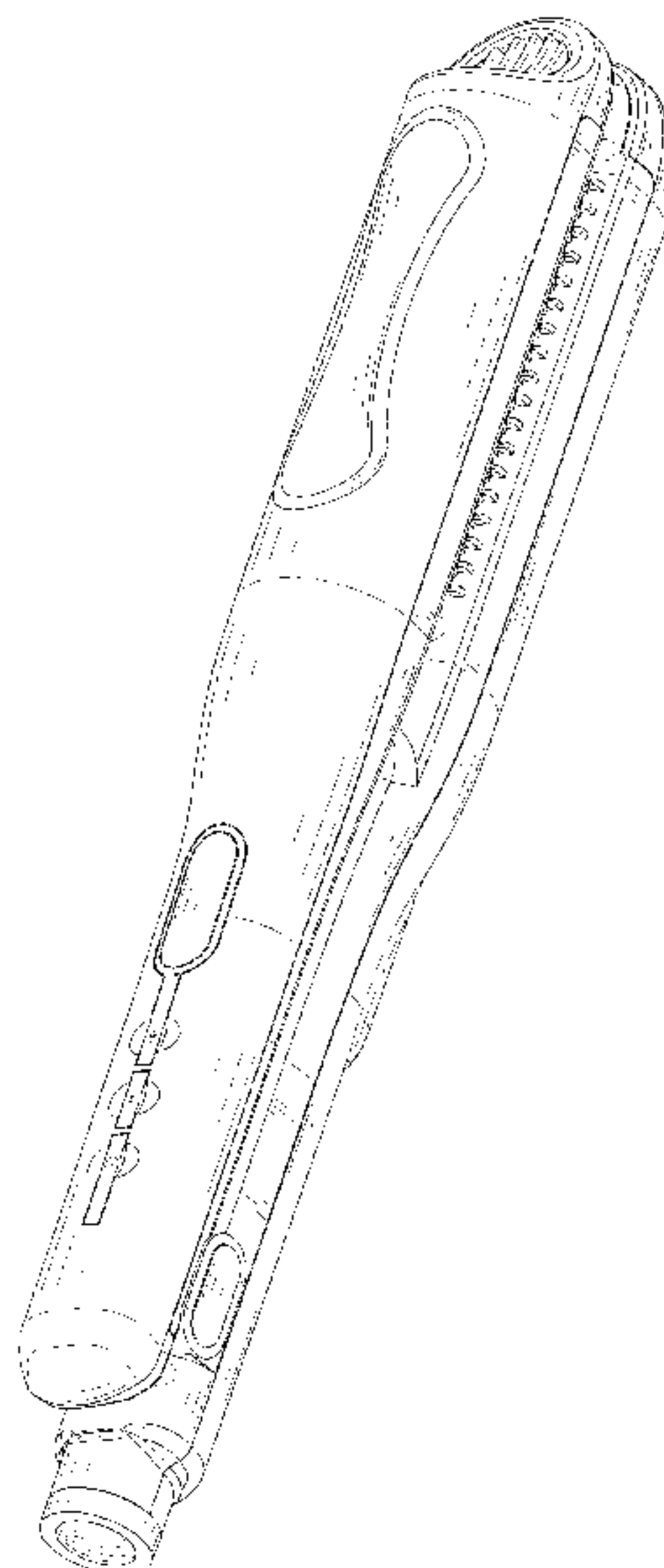
FIG. 8 is a bottom plan view thereof;

FIG. 9 is an enlarged top plan view of the hair curler; and,

FIG. 10 is an enlarged bottom plan view of the hair curler.

The broken lines in the drawings depict portions of the hair curler that form no part of the claimed design.

1 Claim, 10 Drawing Sheets



(56)

References Cited

U.S. PATENT DOCUMENTS

D921,289 S * 6/2021 Huang D28/35
D921,983 S * 6/2021 Huang D28/35
2017/0135457 A1* 5/2017 Ngo A45D 1/06
2018/0338595 A1* 11/2018 Jones A45D 1/04
2021/0267337 A1* 9/2021 Keong A45D 1/04

OTHER PUBLICATIONS

Terviiix Plancha De Cabello Flat Iron, www.amazon.com, first available Mar. 2021, 1 page (Year: 2021).*

* cited by examiner

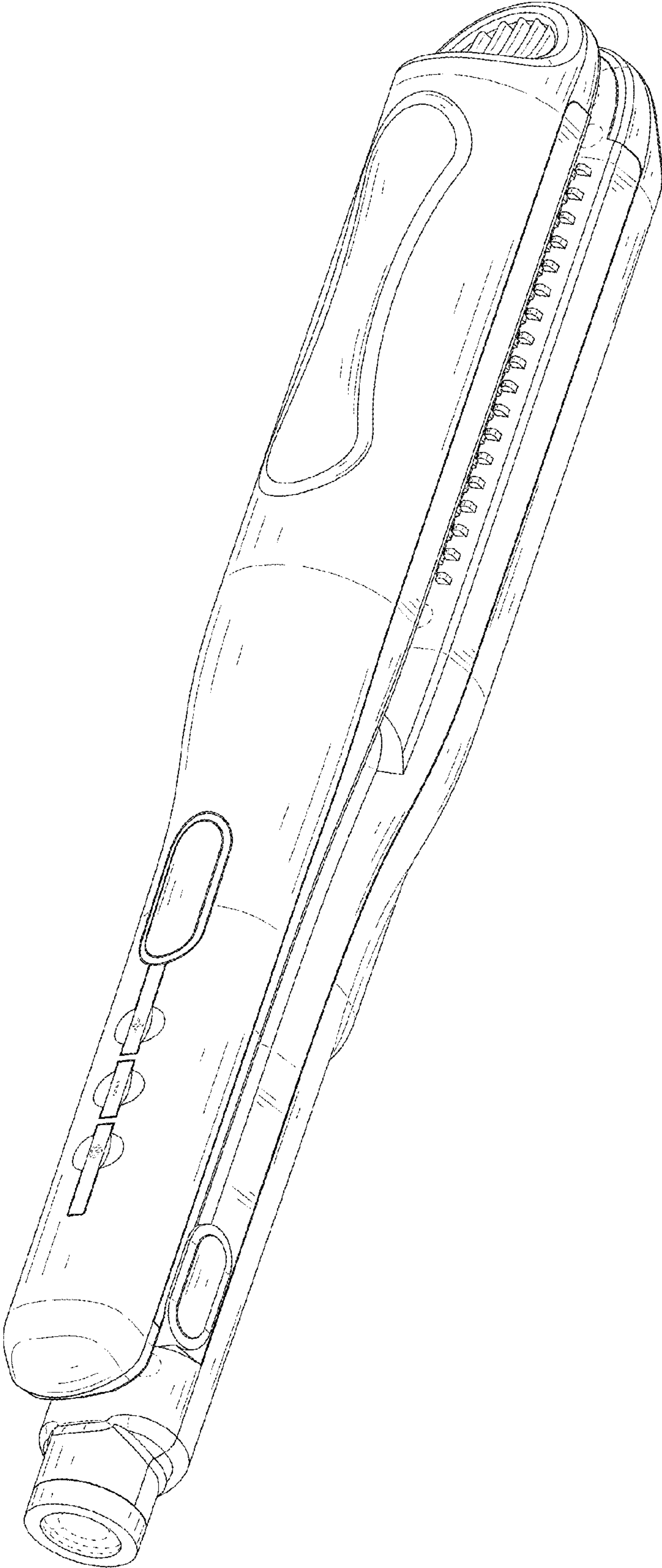


FIG. 1

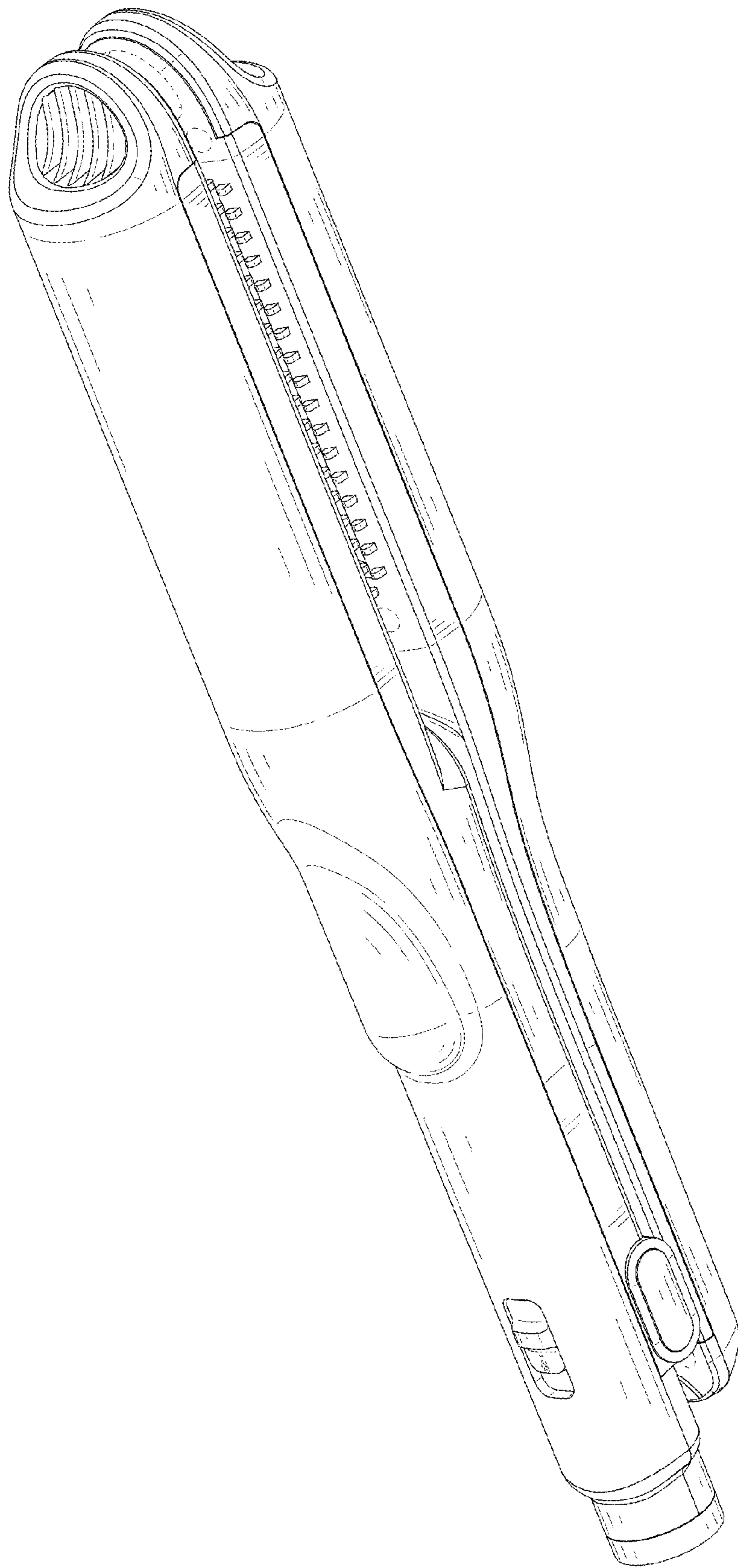


FIG. 2




FIG. 3

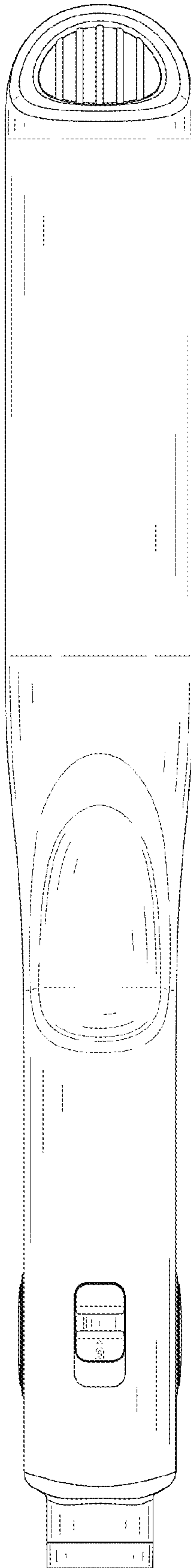


FIG. 4

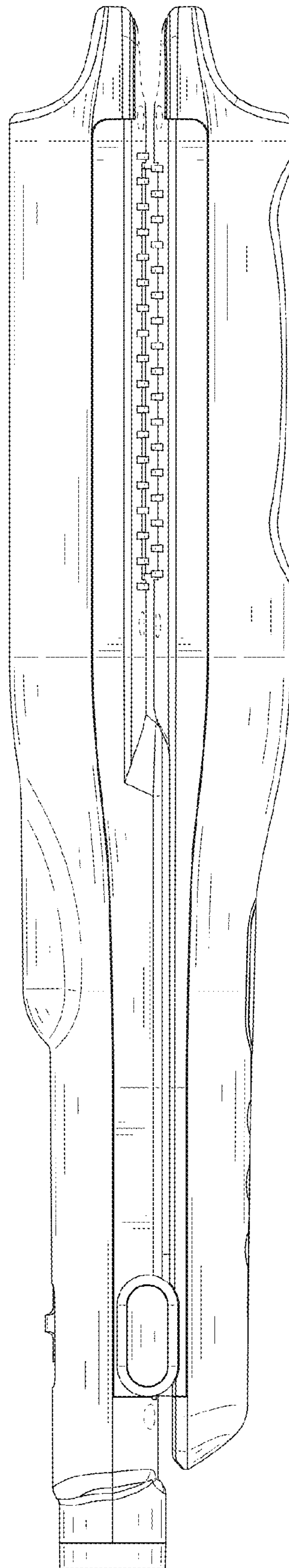


FIG. 5

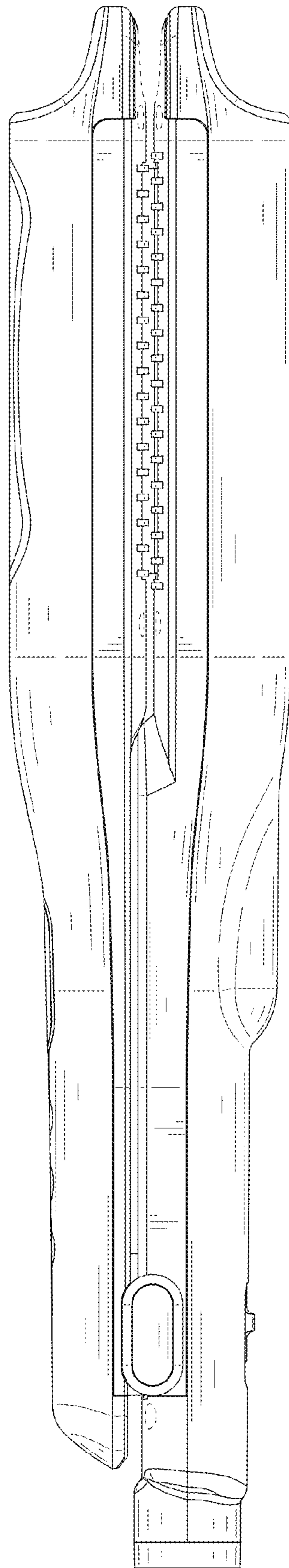


FIG. 6

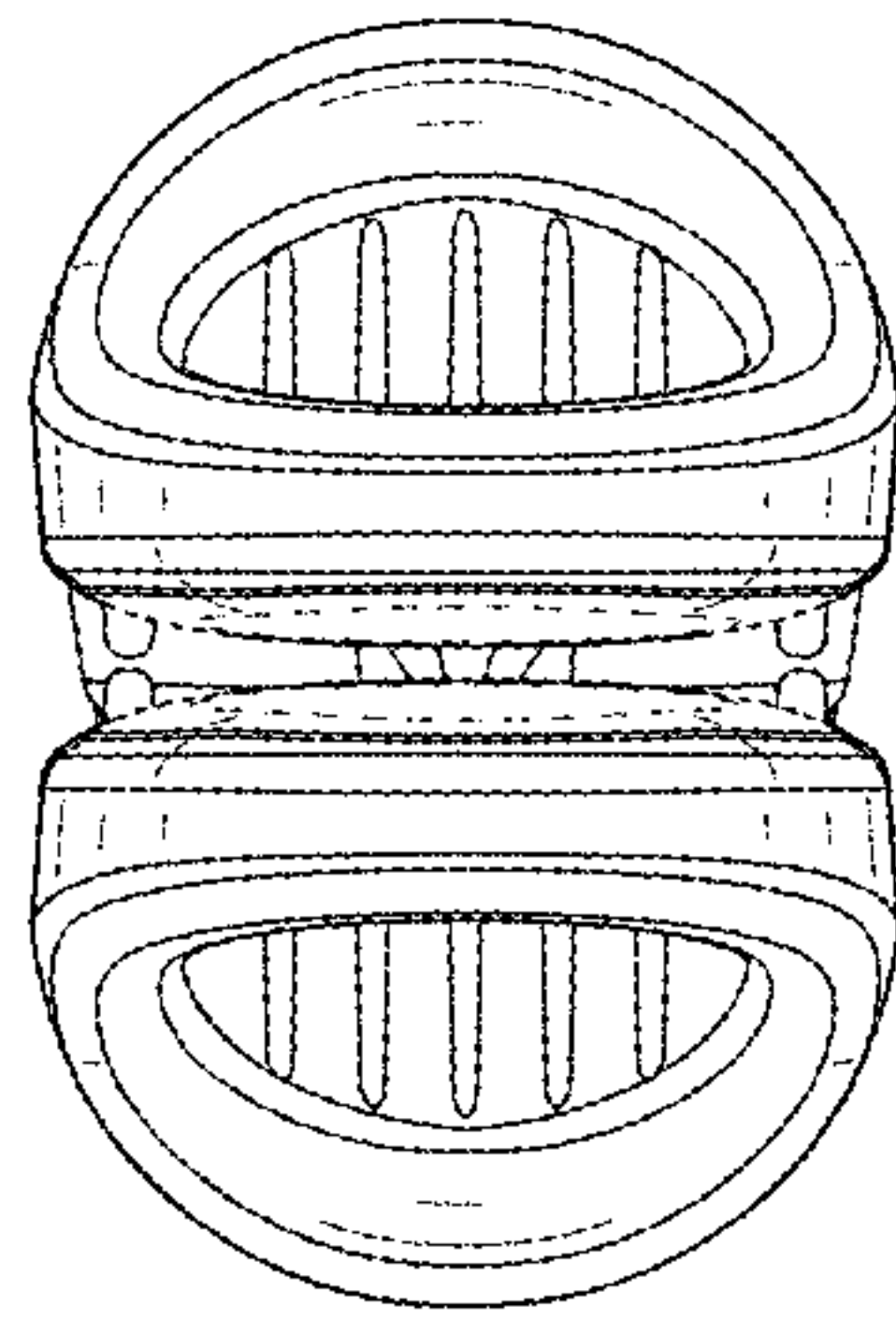


FIG. 7

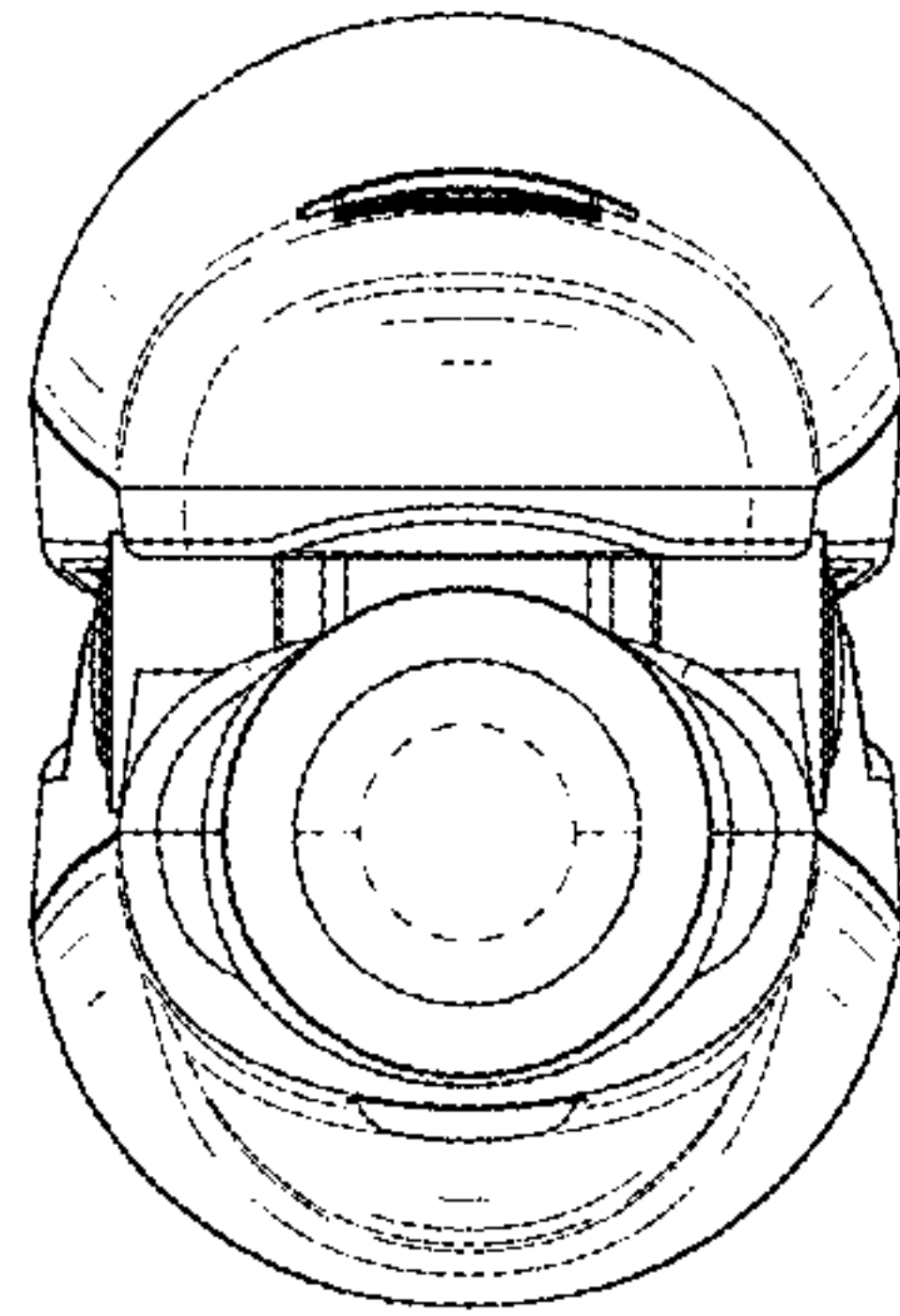


FIG. 8

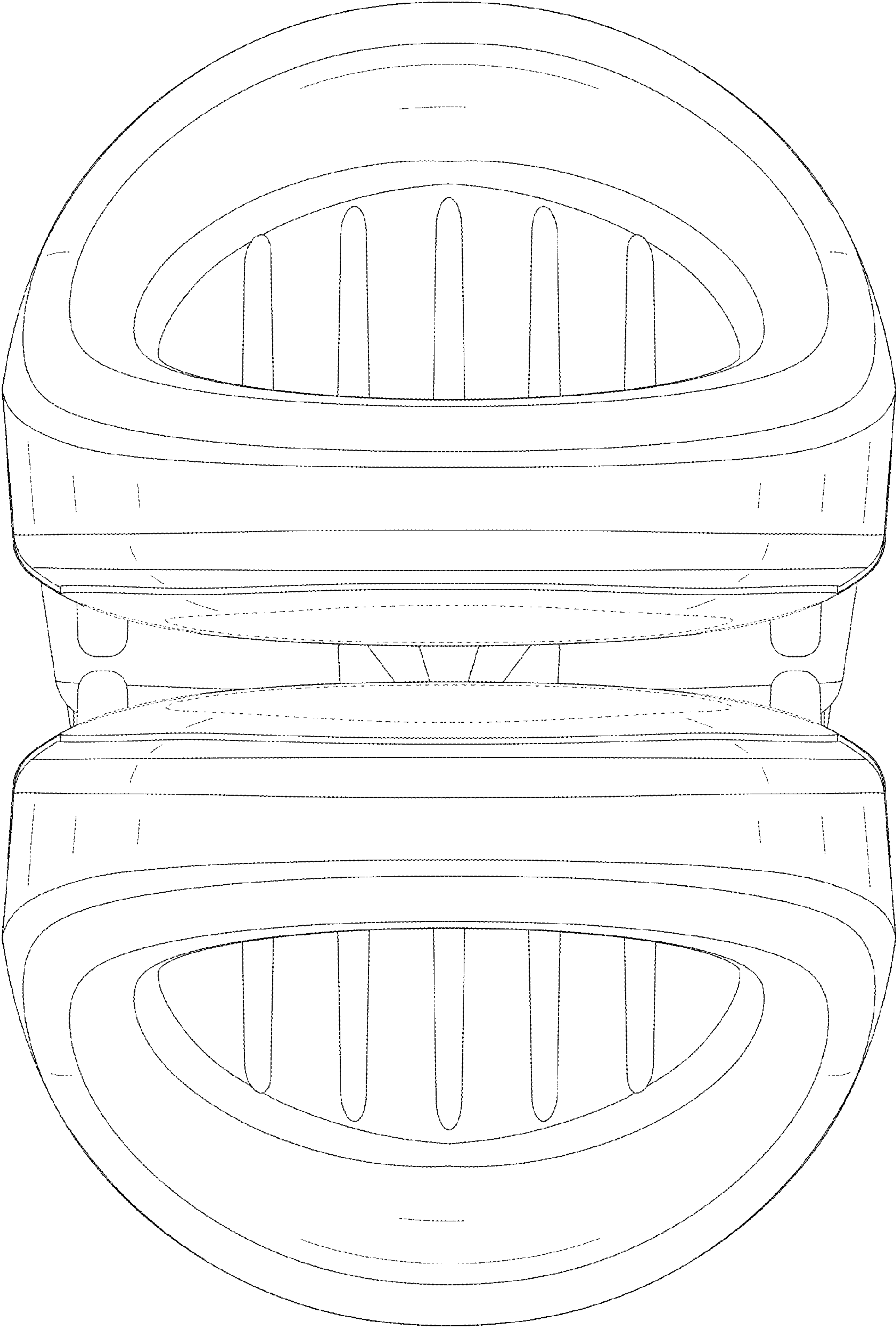


FIG. 9

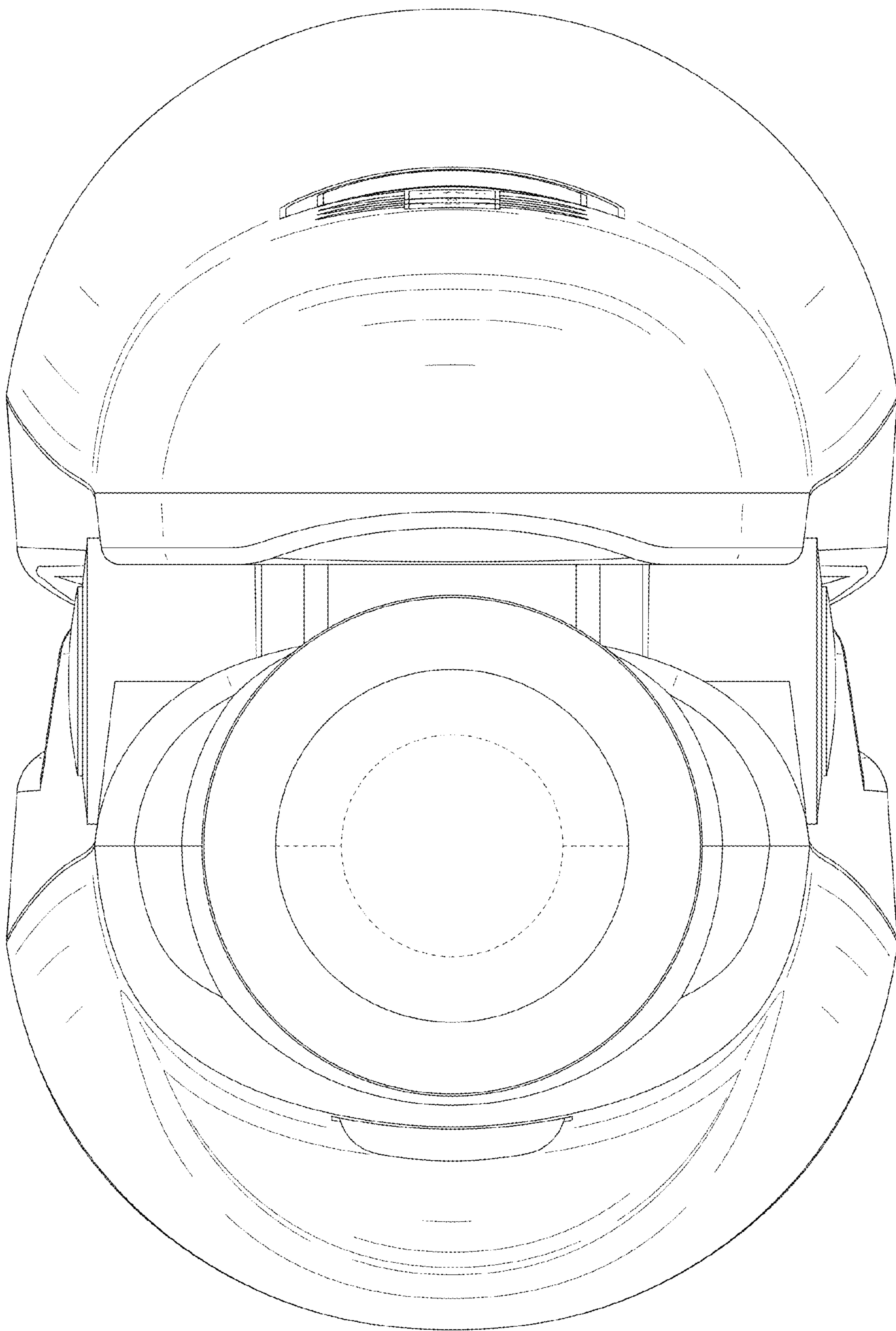


FIG. 10