



US00D938646S

(12) **United States Design Patent**
Zhang et al.

(10) **Patent No.:** **US D938,646 S**

(45) **Date of Patent:** **** Dec. 14, 2021**

(54) **DOUBLE-SHELL VAPORIZER**
(71) Applicant: **Dongguan Qisi Electronic Science & Technology Co., Ltd.**, Guangdong (CN)
(72) Inventors: **Dongyang Zhang**, Guangdong (CN); **Weixue Liao**, Guangdong (CN); **Zhijian Fan**, Guangdong (CN)

D837,446 S * 1/2019 Durand D27/101
D846,796 S * 4/2019 Pan D27/101
D855,251 S * 7/2019 Qiu D27/162
D870,372 S * 12/2019 Zhu D27/167
D876,004 S * 2/2020 Wang D27/101
D901,761 S * 11/2020 Zhu D27/162
D919,172 S * 5/2021 Zu D27/162
D920,568 S * 5/2021 Liu D27/162
D926,362 S * 7/2021 Liu D27/162
D929,651 S * 8/2021 Powell D27/162
D930,235 S * 9/2021 Liu D27/162

(73) Assignee: **Dongguan Qisi Electronic Science & Technology Co., Ltd.**, Dongguan (CN)

(**) Term: **15 Years**

(21) Appl. No.: **29/753,118**

(22) Filed: **Sep. 30, 2020**

(30) **Foreign Application Priority Data**

Jul. 30, 2020 (CN) 202030425794.2

(51) **LOC (13) Cl.** **27-02**

(52) **U.S. Cl.**
USPC **D27/162**

(58) **Field of Classification Search**
USPC D27/162, 100, 101, 163–165, 167, 169, D27/172, 183, 185–192, 194; D23/360, D23/366; D24/110, 110.5
CPC A24F 47/008; A24F 47/006; A24F 47/002; A61M 15/00; A61M 15/06
See application file for complete search history.

(56) **References Cited**

U.S. PATENT DOCUMENTS

D799,110 S * 10/2017 Qiu D27/101
D799,113 S * 10/2017 Qiu D27/101
D818,636 S * 5/2018 Qiu D27/101
D827,195 S * 8/2018 Chen D27/101
D829,980 S * 10/2018 Qiu D27/162

OTHER PUBLICATIONS

Mobile Vaporizer By: Verdampftnochmal.de found on line Sep. 9, 2021 <https://verdampftnochmal.de/products/en/flowermate-the-cap> (2008).*

* cited by examiner

Primary Examiner — Marissa J Cash
Assistant Examiner — Rebecca Tsehaye

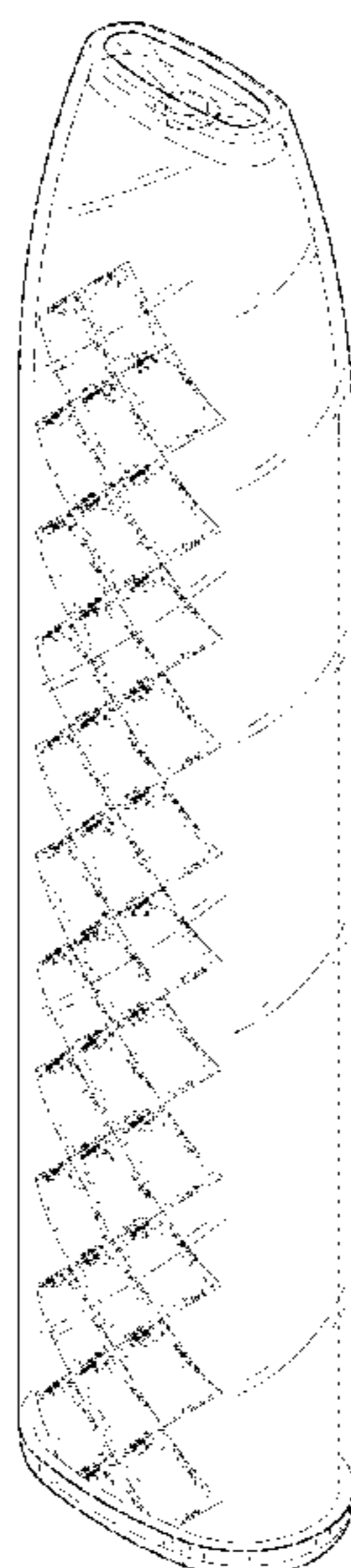
(57) **CLAIM**

The ornamental design for a vaporizer, as shown and described.

DESCRIPTION

FIG. 1 is a top, front and right side perspective view of a vaporizer showing our new design; FIG. 2 is a front elevational view thereof; FIG. 3 is a rear elevational view thereof; FIG. 4 is a left side view thereof; FIG. 5 is a right side view thereof; FIG. 6 is a top plan view thereof; and, FIG. 7 is a bottom plan view thereof. The broken lines in the drawings illustrate portions of the vaporizer which form no part of the claimed design. The oblique shade lines in the drawings represent a transparent surface.

1 Claim, 7 Drawing Sheets



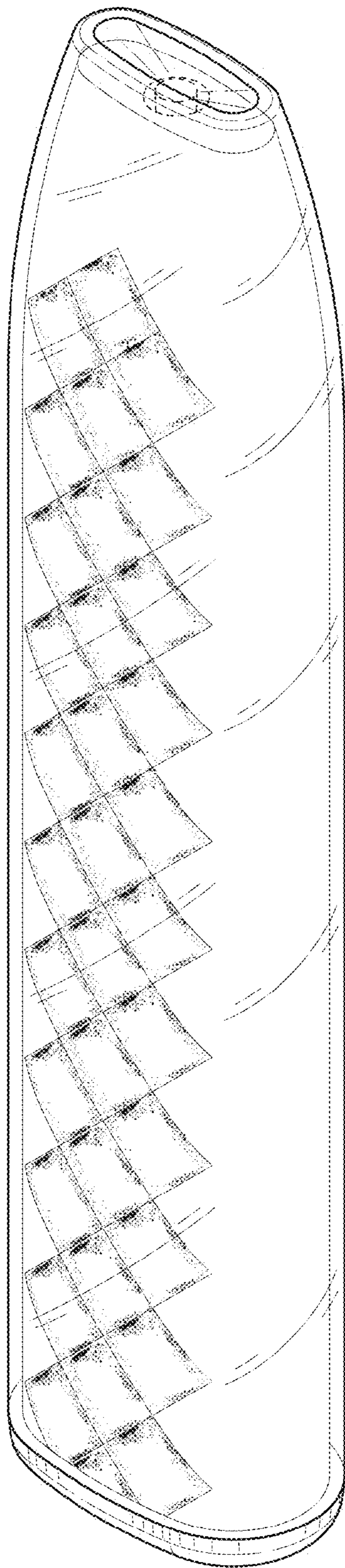


FIG. 1

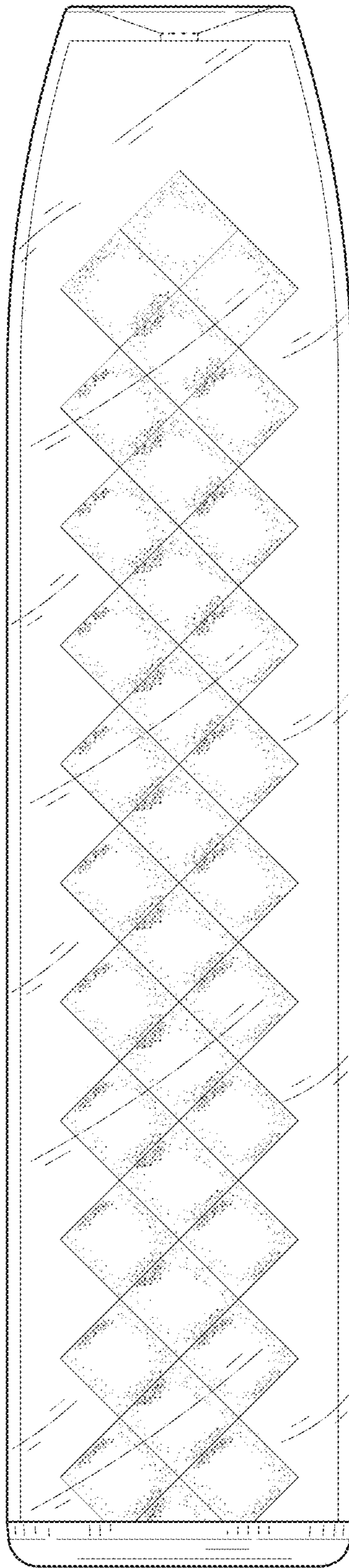


FIG. 2

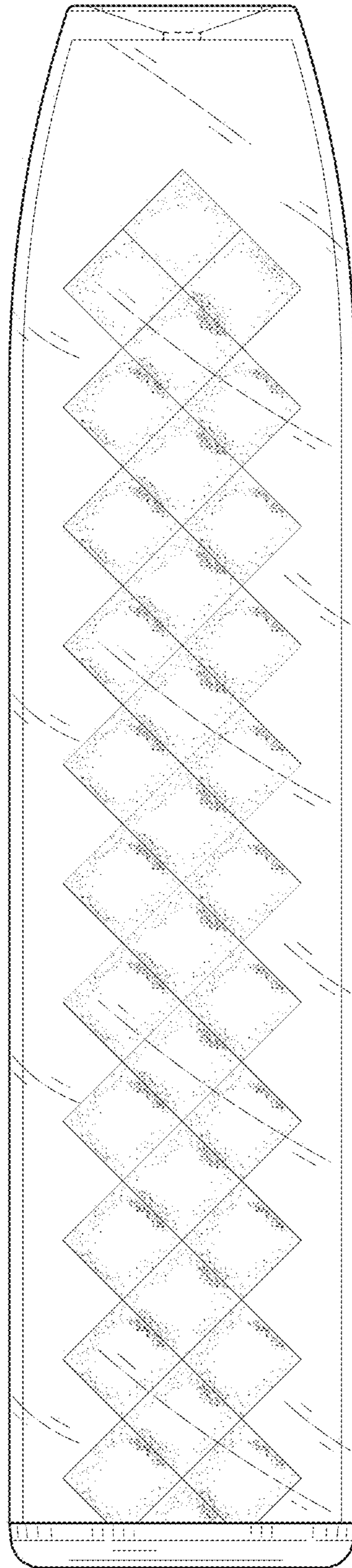


FIG. 3

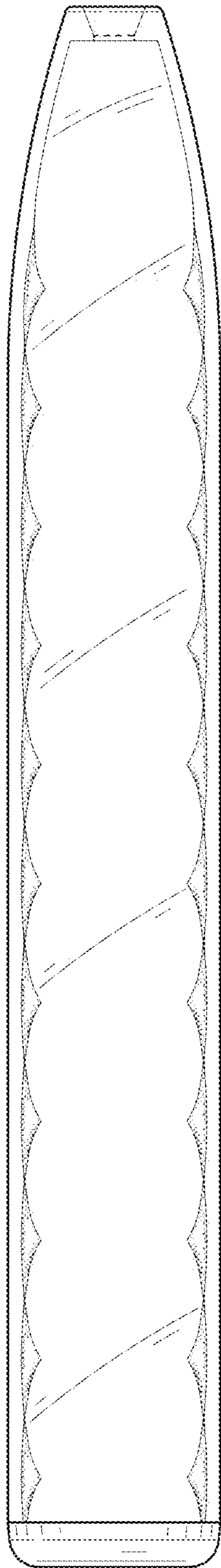


FIG. 4

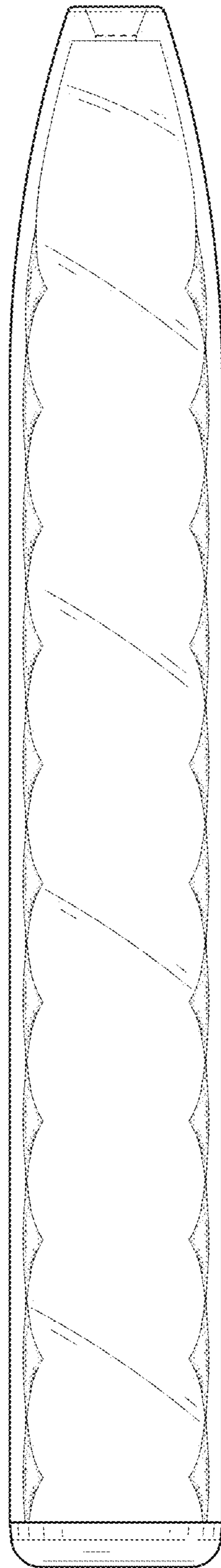


FIG. 5

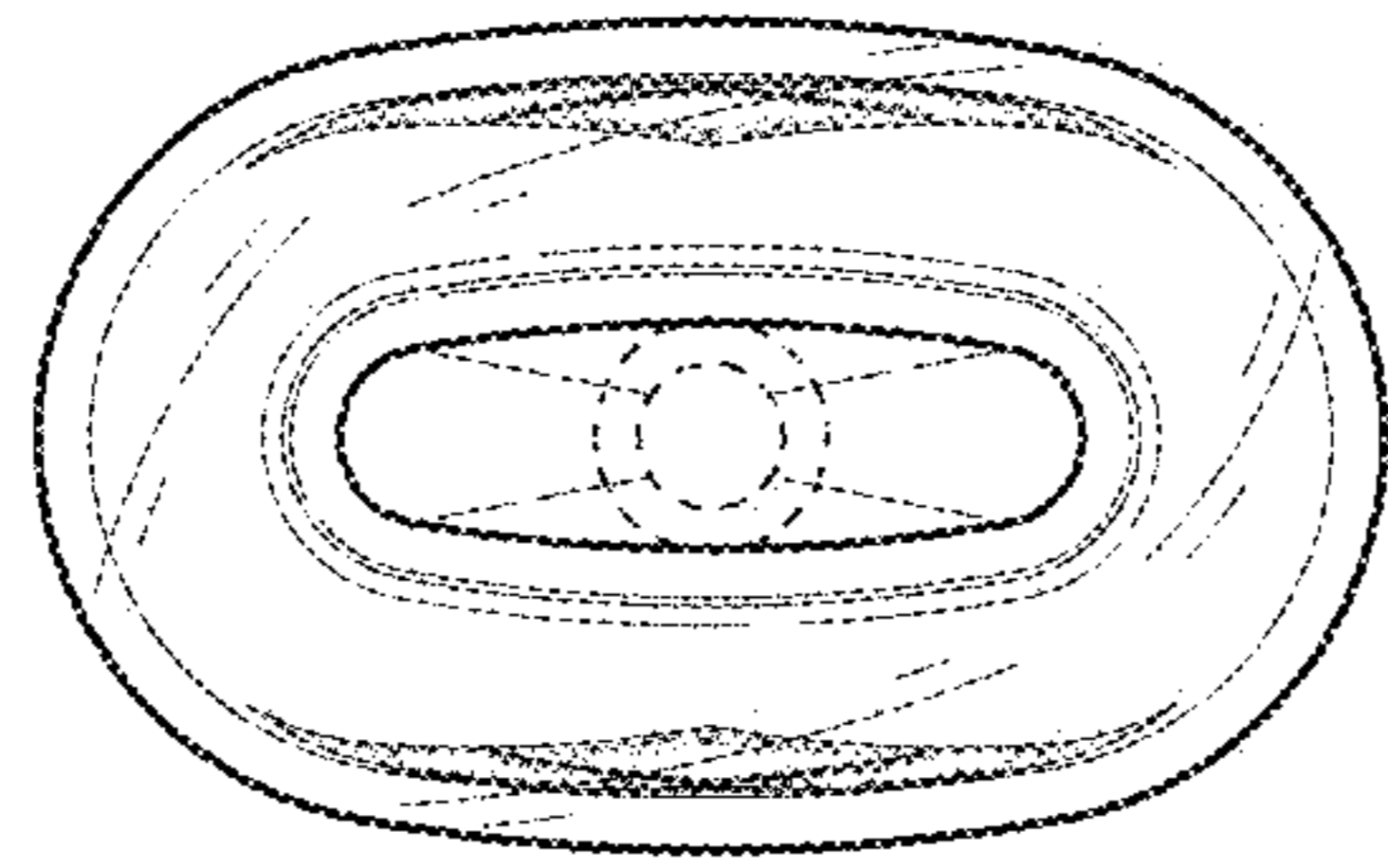


FIG. 6

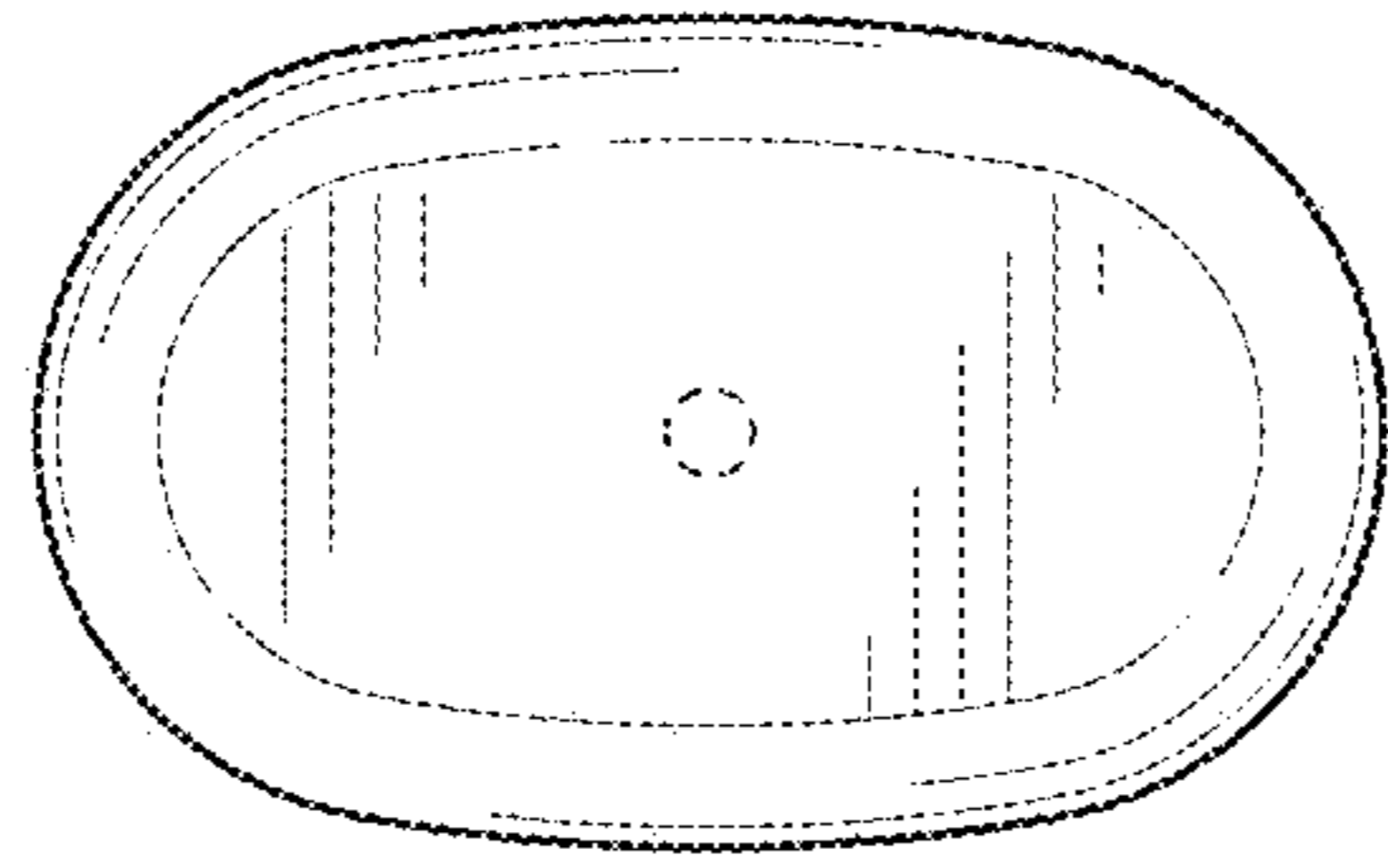


FIG. 7