



US00D938645S

(12) **United States Design Patent** (10) **Patent No.:** **US D938,645 S**
Shin et al. (45) **Date of Patent:** **** Dec. 14, 2021**

(54) **MAIN BODY FOR ELECTRONIC CIGARETTE**

A24F 42/10; A24F 42/20; A24F 47/004;
A24F 47/006; A24F 7/04; A24F 40/485;
A24F 40/44;

(71) Applicant: **KT&G Corporation**, Daejeon (KR)

(Continued)

(72) Inventors: **Su Mi Shin**, Goyang-si (KR); **Min Seok Kim**, Paju-si (KR); **Min Chul Kim**, Yongin-si (KR)

(56) **References Cited**

U.S. PATENT DOCUMENTS

(73) Assignee: **KT&G Corporation**, Daejeon (KR)

D861,973 S * 10/2019 Qiu D27/101
D861,975 S * 10/2019 Bowen D27/162

(Continued)

(**) Term: **15 Years**

FOREIGN PATENT DOCUMENTS

(21) Appl. No.: **29/739,354**

CN 202030481196.7 * 2/2021

(22) Filed: **Jun. 24, 2020**

OTHER PUBLICATIONS

(30) **Foreign Application Priority Data**

Jan. 7, 2020 (KR) 30-2020-0000719

Myblue Review. By Vaping360 Team. Dated Jul. 23, 2019. Found online [Apr. 17, 2021], <https://vaping360.com/reviews/myblue-review/> (Year: 2019).*

(51) **LOC (13) Cl.** **27-02**

Primary Examiner — Marissa J Cash

(52) **U.S. Cl.**

Assistant Examiner — William B Melliar

USPC **D27/162**

(74) *Attorney, Agent, or Firm* — Novick, Kim & Lee, PLLC; Sang Ho Lee; Hyun Woo Shin

(58) **Field of Classification Search**

USPC D27/100, 101, 162, 163, 164, 165, 166,
D27/167, 168, 169, 170, 171, 172, 173,
D27/174, 175, 176, 177, 178, 179, 180,
D27/181, 182, 183, 184, 185, 186, 187,
D27/188, 189, 190, 191, 192, 193, 194,
D27/196; D28/91.1; D23/360, 362;
D24/110, 110.4, 110.5, 110.6, 113

(57) **CLAIM**


We claim the ornamental design for a main body for electronic cigarette, as shown and described.

CPC A24F 40/10; A24F 40/40; A24F 40/46;
A24F 47/008; A24F 40/60; A24F 40/70;
A24F 40/51; A24F 40/20; A24F 40/05;
A24F 40/90; A24F 40/30; A24F 40/95;
A24F 40/00; A24F 7/00; A24F 13/00;
A24F 13/14; A24F 1/32; A24F 40/49;
A24F 42/60; A24F 42/80; A24F 47/002;
A24F 7/02; A24F 9/16; A24F 40/42;
A24F 40/57; A24F 15/015; A24F 40/465;
A24F 1/02; A24F 2700/03; A24F 15/01;
A24F 1/28; A24F 40/85; A24F 42/00;

DESCRIPTION

FIG. 1 is a perspective view of a main body for electronic cigarette, showing our new design;
FIG. 2 is a front elevational view thereof;
FIG. 3 is a rear elevational view thereof;
FIG. 4 is a left side elevational view thereof;
FIG. 5 is a right side elevational view thereof;
FIG. 6 is a top plan view thereof; and,
FIG. 7 is a bottom plan view thereof.

(Continued)



In the drawings, the broken lines depict portions of the main body for electronic cigarette that form no part of the claimed design.

1 Claim, 6 Drawing Sheets

(58) **Field of Classification Search**

CPC .. A24F 40/48; A24F 40/50; A24F 1/00; A24F 47/00; A24F 40/53; A24F 40/65

See application file for complete search history.

(56)

References Cited

U.S. PATENT DOCUMENTS

D865,276	S	*	10/2019	Pino	D27/162
D875,306	S	*	2/2020	Pan	D27/167
D889,033	S	*	6/2020	Murray	D27/162
D898,278	S	*	10/2020	Carlberg	D27/162
D904,681	S	*	12/2020	Kim	D27/162
D904,683	S	*	12/2020	Kim	D27/162
D905,330	S	*	12/2020	Kim	D27/162
D908,952	S	*	1/2021	Guo	D27/101
D910,232	S	*	2/2021	Kauss	D27/162
D910,908	S	*	2/2021	Kim	D27/162
D913,583	S	*	3/2021	Leon Duque	D27/194
D914,279	S	*	3/2021	Jones	D27/162
D921,283	S	*	6/2021	Laidlaw	D27/162

* cited by examiner




FIG. 1

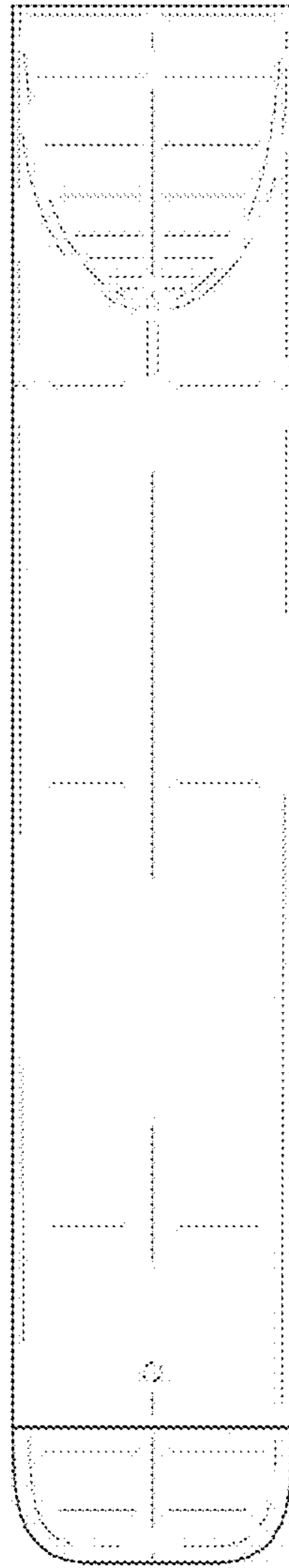


FIG. 2




FIG. 3




FIG. 4




FIG. 5



FIG. 6

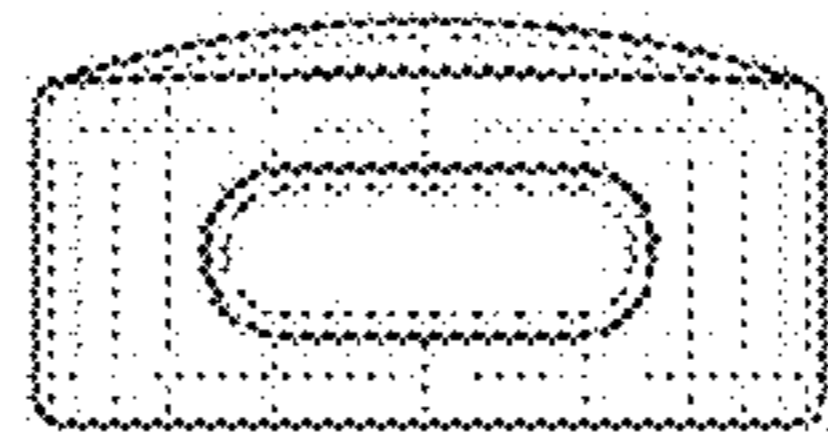


FIG. 7