



US00D938642S

(12) **United States Design Patent** (10) **Patent No.:** **US D938,642 S**
Albicini et al. (45) **Date of Patent:** **** Dec. 14, 2021**

(54) **LIGHTING FIXTURE**

DESCRIPTION

(71) Applicant: **TERZANI S.R.L.**, Scandicci (IT)

(72) Inventors: **Mattia Albicini**, Milan (IT); **Luca Martorano**, Bolzano (IT)

(73) Assignee: **TERZANI S.R.L.**, Scandicci (IT)

(**) Term: **15 Years**

(21) Appl. No.: **29/728,420**

(22) Filed: **Mar. 18, 2020**

(30) **Foreign Application Priority Data**

Feb. 3, 2020 (EM) 007655659

(51) **LOC (13) Cl.** **26-03**

(52) **U.S. Cl.**
USPC **D26/86**; D26/88

(58) **Field of Classification Search**
USPC ... D26/72, 84, 85, 86, 88, 90, 118, 128, 154
(Continued)

(56) **References Cited**

U.S. PATENT DOCUMENTS

D74,452 S * 2/1928 Salterini D26/154
D226,532 S * 3/1973 Ishii D26/84
(Continued)

OTHER PUBLICATIONS

Terzani ABACUS Pendant ITEM #: TRZ890551 available from
lightology.com, visited Aug. 9, 2021. (Year: 2021).*
(Continued)

Primary Examiner — Clare E Heflin

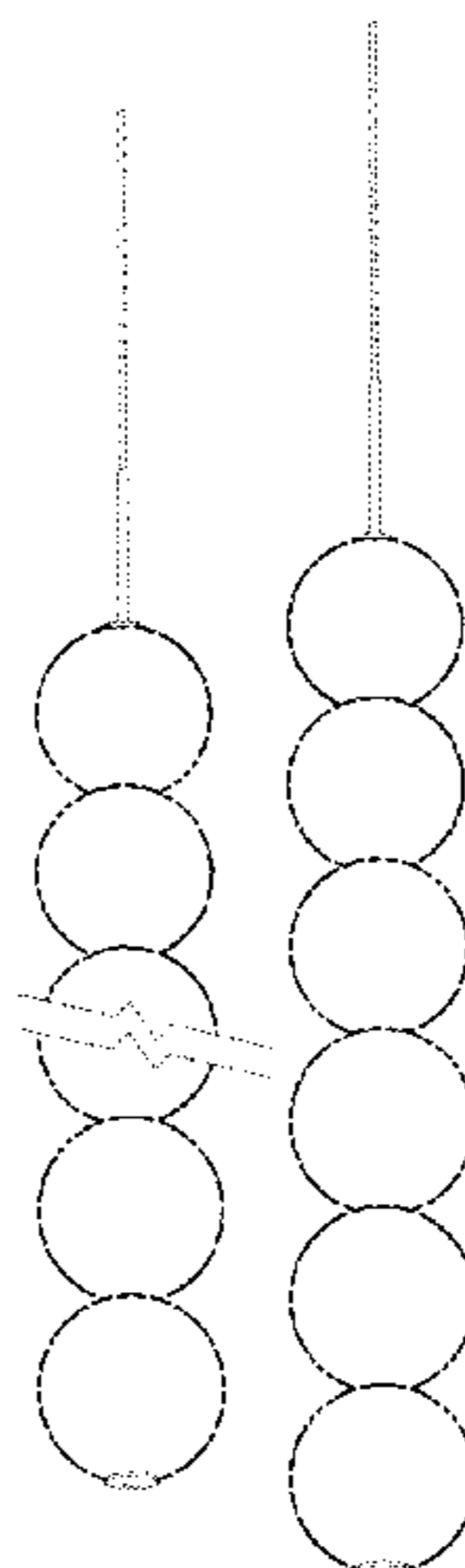
(74) *Attorney, Agent, or Firm* — Banner & Witcoff, Ltd.

(57) **CLAIM**

The ornamental design for a lighting fixture, as shown and described.

FIG. 1 is a bottom perspective view of a first embodiment of a lighting fixture showing our new design;
FIG. 2 is a front view thereof, the rear view being a mirror image thereof;
FIG. 3 is a right side view thereof, the left side view being a mirror image thereof;
FIG. 4 is a top view thereof;
FIG. 5 is a bottom view thereof;
FIG. 6 is a bottom perspective view of an embodiment of a lighting fixture showing our new design and containing the design of FIGS. 1-5;
FIG. 7 is a front view thereof, the rear view being a mirror image thereof;
FIG. 8 is a right side view thereof, the left side view being a mirror image thereof;
FIG. 9 is a top view thereof;
FIG. 10 is a bottom view thereof;
FIG. 11 is a bottom perspective view of another embodiment of a lighting fixture showing our new design and containing the design of FIGS. 1-5;
FIG. 12 is a front view thereof, the rear view being a mirror image thereof;
FIG. 13 is a right side view thereof, the left side view being a mirror image thereof;
FIG. 14 is a top view thereof;
FIG. 15 is a bottom view thereof;
FIG. 16 is a bottom perspective view of another embodiment of a lighting fixture showing our new design and containing the design of FIGS. 1-5;
FIG. 17 is a front view thereof, the rear view being a mirror image thereof;
FIG. 18 is a right side view thereof, the left side view being a mirror image thereof;
FIG. 19 is a top view thereof; and,
FIG. 20 is a bottom view thereof.
The broken away symbols in FIGS. 1-5 of the drawings indicate the appearance of any portion of the article between the break lines forms no part of the claimed design. The broken lines showing of the supporting wires and the coupling members also form no part of the claimed design.

1 Claim, 4 Drawing Sheets



(58) **Field of Classification Search**

CPC F21S 8/031; F21S 8/03; F21S 8/04; F21S
8/043; F21S 8/046; F21S 8/06; F21S
8/062; F21S 8/063; F21S 8/065; F21S
9/035; F21S 9/037

See application file for complete search history.

(56) **References Cited**

U.S. PATENT DOCUMENTS

D482,815	S	*	11/2003	Rugee	D26/84
D523,989	S	*	6/2006	Bayer	D26/154
D536,479	S	*	2/2007	Rugee	D26/137
D759,875	S	*	6/2016	Giopato	D26/88
D809,183	S	*	1/2018	Rybakken	D26/90
D810,988	S	*	2/2018	Pan	D26/88
D826,452	S	*	8/2018	Sonneman	D26/80
D859,722	S	*	9/2019	Sonneman	D26/84
D891,677	S	*	7/2020	Baylar	D26/86
D915,664	S	*	4/2021	Sonneman	D26/154
2004/0165376	A1	*	8/2004	Wu	F21V 5/06 362/147

OTHER PUBLICATIONS

Multiorb Chandelier by Christopher Wray available from christopherwray.com, visited Aug. 9, 2021. (Year: 2021).*

FABIO Stack by Curiousa & Curiousa from <<https://www.curiousa.co.uk/fabio-stack>> visited Aug. 9, 2021. (Year: 2021).*

* cited by examiner

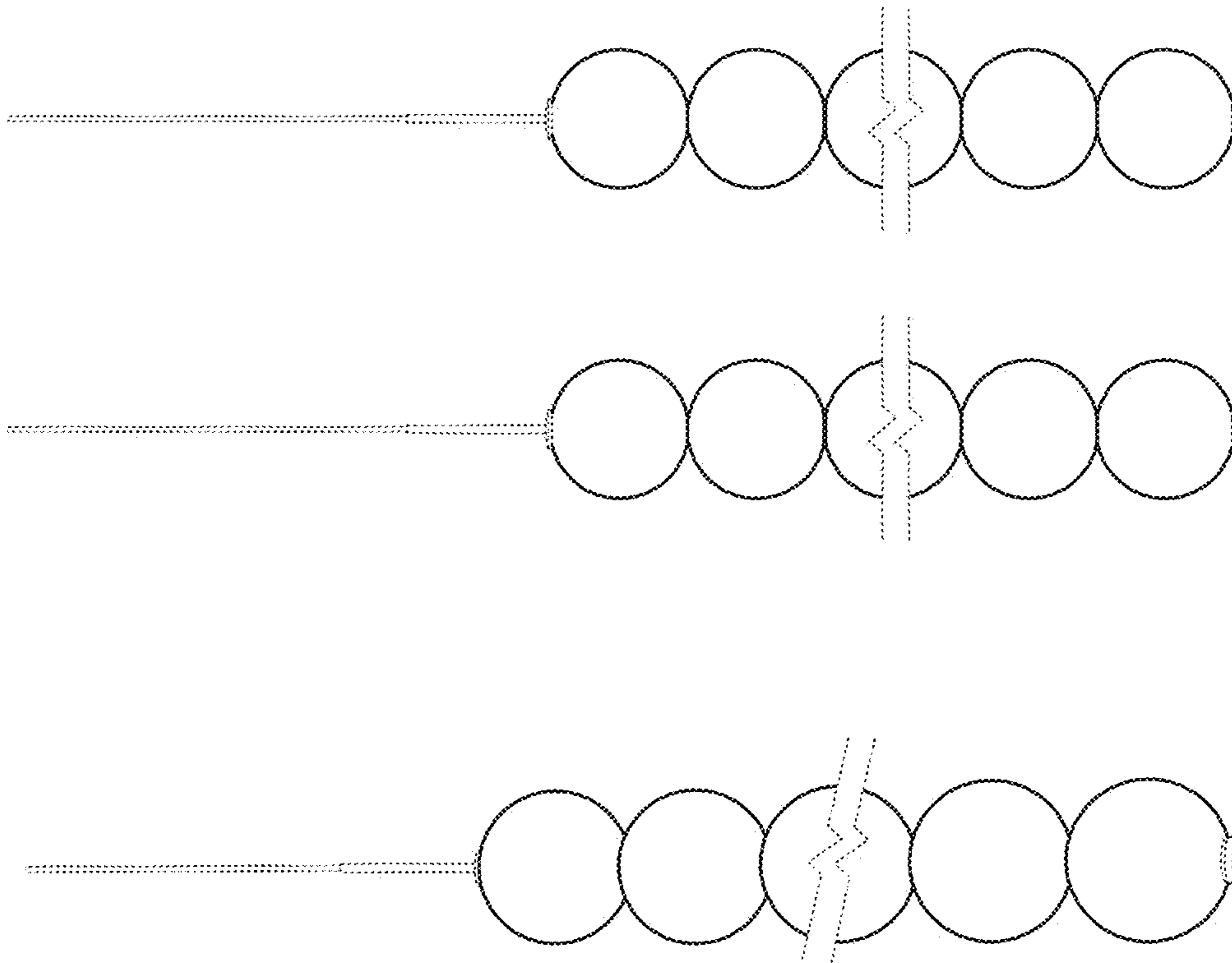


FIG. 1

FIG. 2

FIG. 3

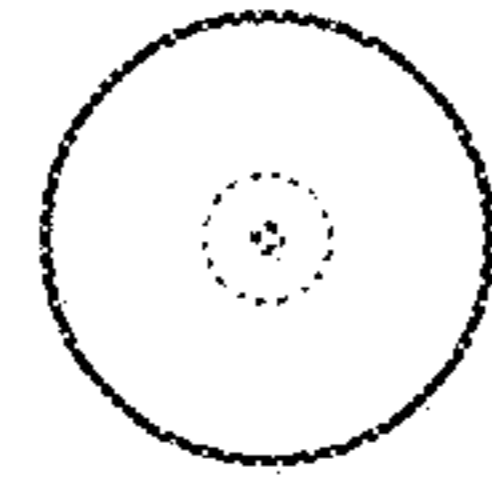


FIG. 4

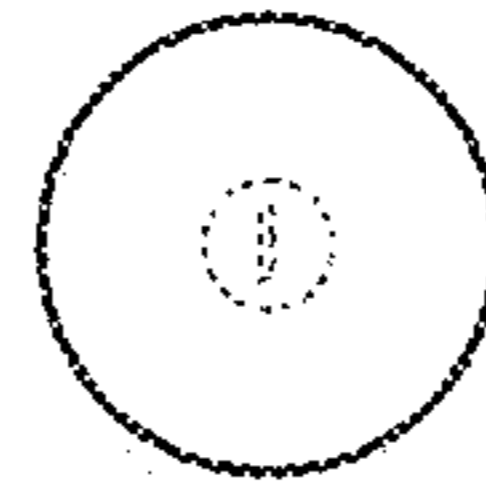


FIG. 5




FIG. 6

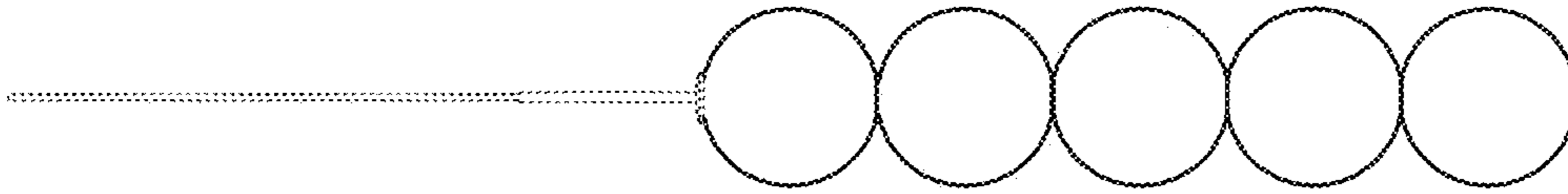


FIG. 7

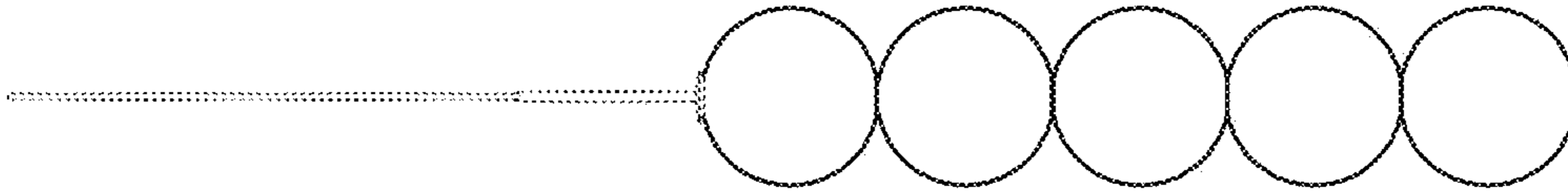


FIG. 8

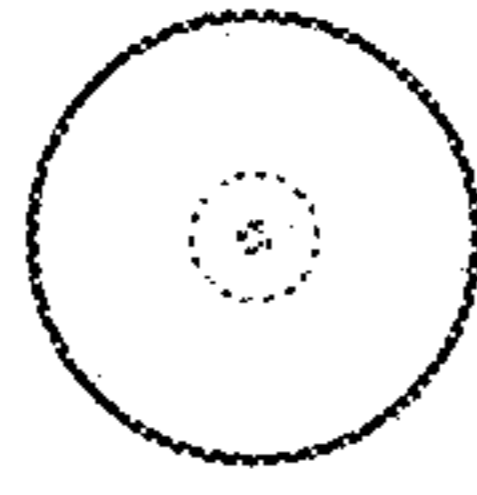


FIG. 9

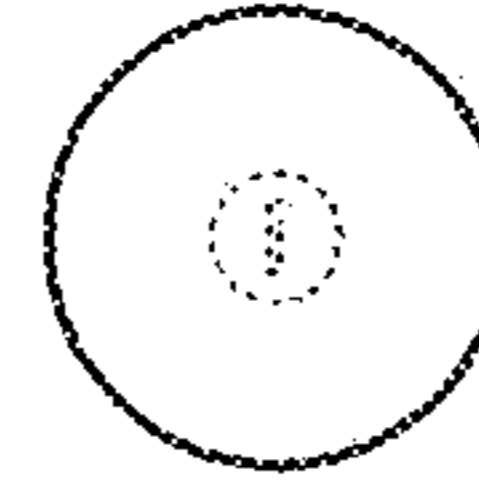


FIG. 10

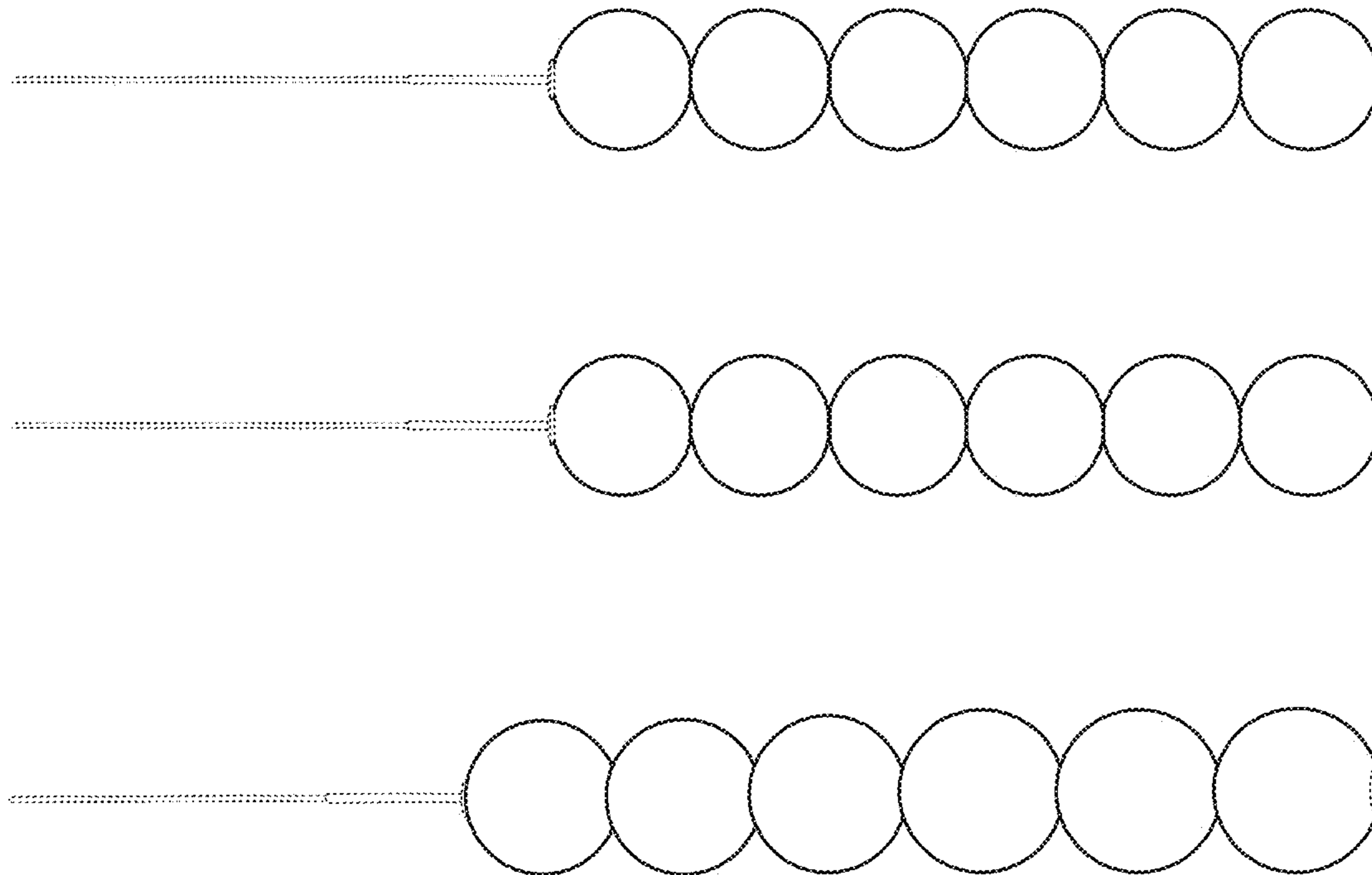


FIG. 11 FIG. 12 FIG. 13

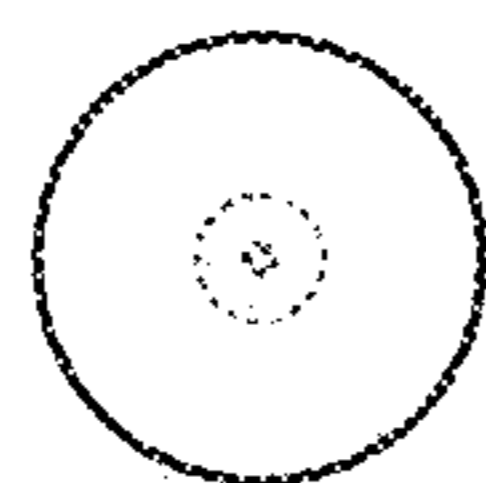


FIG. 14

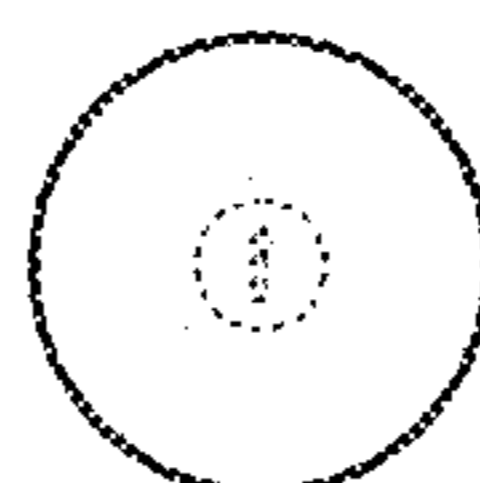


FIG. 15

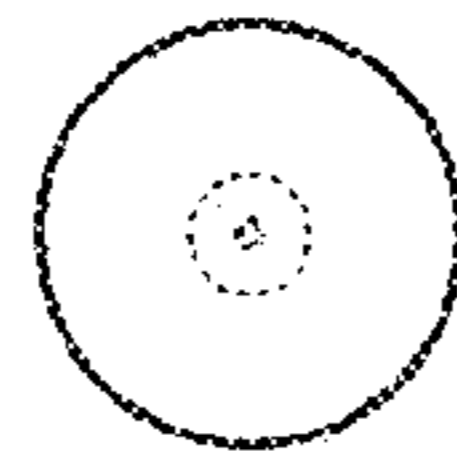


FIG. 19

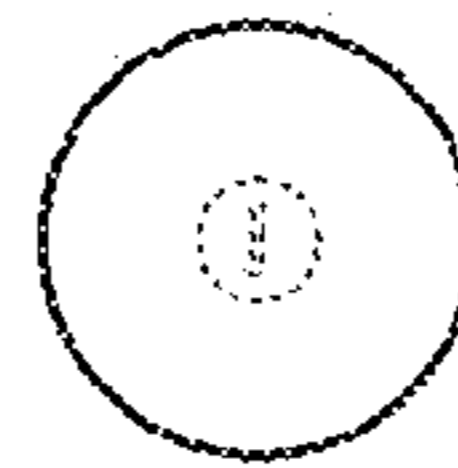


FIG. 20

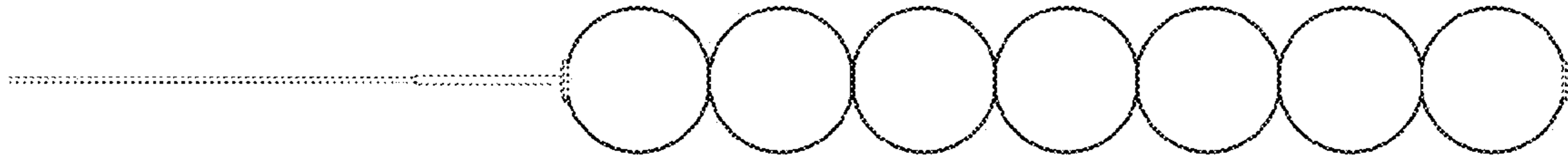


FIG. 18

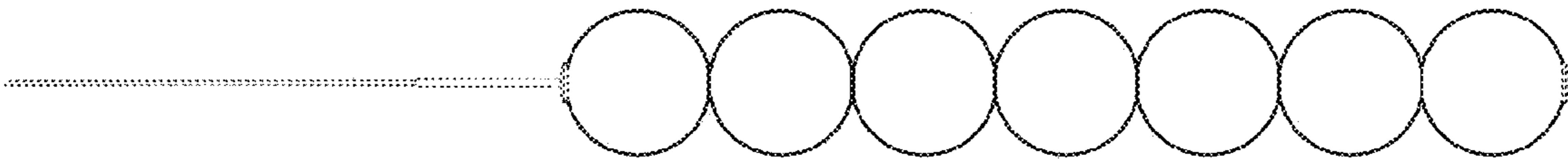


FIG. 17

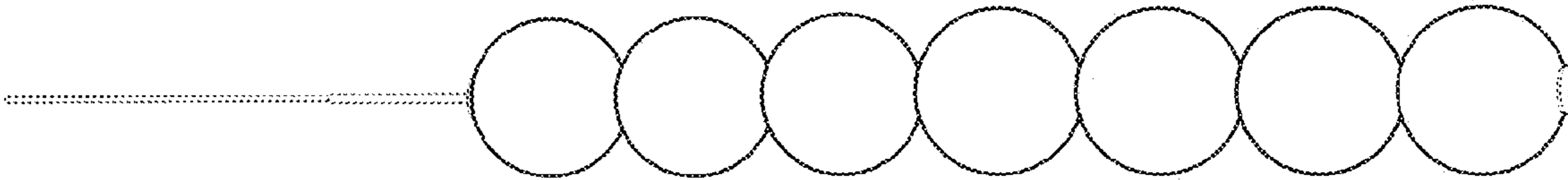


FIG. 16