



US00D938624S

(12) **United States Design Patent**
Ma et al.

(10) **Patent No.:** **US D938,624 S**
(45) **Date of Patent:** **** Dec. 14, 2021**

(54) **WPC PANEL**
(71) Applicant: **Ningbo Helong New Material Co., Ltd**, Ningbo (CN)
(72) Inventors: **Qingjiang Ma**, Ningbo (CN); **Zhiping Xu**, Ningbo (CN); **Bing Zhang**, Ningbo (CN); **Yun Zhou**, Ningbo (CN)
(73) Assignee: **NINGBO HELONG NEW MATERIAL CO., LTD**, Ningbo (CN)

7,424,794 B2 * 9/2008 Baranowski E04B 5/12
52/302.1
D603,066 S * 10/2009 Warren D25/138
8,544,232 B2 * 10/2013 Wybo B29C 66/12423
52/588.1
D750,811 S * 3/2016 Peters D25/158
9,394,698 B2 * 7/2016 Carrubba F24D 3/127
9,598,871 B2 * 3/2017 Qiong E04F 15/02172
9,869,099 B2 * 1/2018 Qu E04F 15/02172
9,890,543 B2 * 2/2018 Aquilani E04F 13/10

* cited by examiner
Primary Examiner — Doris Clark
(74) *Attorney, Agent, or Firm* — Bayramoglu Law Offices LLC

(**) Term: **15 Years**
(21) Appl. No.: **29/728,172**
(22) Filed: **Mar. 17, 2020**


(30) **Foreign Application Priority Data**
Dec. 4, 2019 (CN) 201930674417.X
(51) **LOC (13) Cl.** **25-01**
(52) **U.S. Cl.**
USPC **D25/158**
(58) **Field of Classification Search**
USPC D25/158
CPC E04F 15/041; E04F 15/042; E04F 15/043;
E04F 15/046; E04F 15/047; E04F 15/048;
E04F 15/02; E04F 2201/042; E04F
2201/03; E04F 2015/02116; E04F
2015/02122; E04B 2003/04; E04B 5/08;
E04B 5/23; E04B 5/02; E04C 2/14; E04C
2/12; Y10T 428/28; Y10T 428/662
See application file for complete search history.

(56) **References Cited**
U.S. PATENT DOCUMENTS
D418,926 S * 1/2000 Owens D25/138
D556,346 S * 11/2007 Schulte D25/138

(57) **CLAIM**
The ornamental design for a WPC panel, as shown and described.

DESCRIPTION
The patent or application file contains at least one drawing executed in color. Copies of this patent or patent application publication with color drawing(s) will be provided by the Office upon request and payment of the necessary fee.
FIG. 1 is a left side view of a WPC panel showing our new design;
FIG. 2 is a right side view thereof;
FIG. 3 is a front view thereof;
FIG. 4 is a rear view thereof;
FIG. 5 is a top view thereof;
FIG. 6 is a bottom view thereof; and,
FIG. 7 is a front perspective view thereof.

1 Claim, 2 Drawing Sheets
(2 of 2 Drawing Sheet(s) Filed in Color)






FIG. 1




FIG. 2




FIG. 3



FIG. 4




FIG. 5




FIG. 6

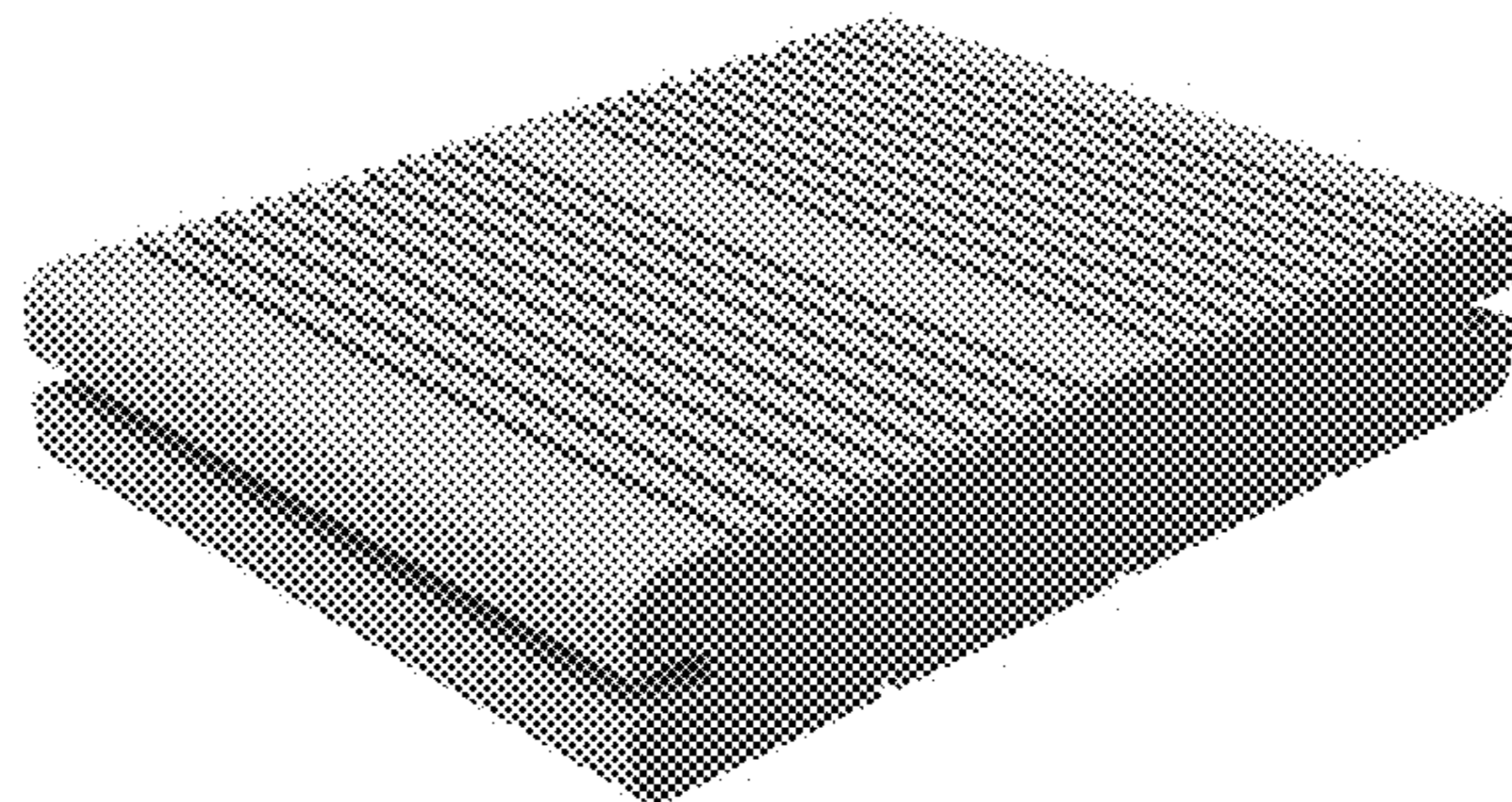


FIG. 7