



US00D938618S

(12) **United States Design Patent**
Iverson

(10) **Patent No.:** **US D938,618 S**
(45) **Date of Patent:** **** Dec. 14, 2021**

(54) **REINFORCED PINNED DOWEL
COMPOSITE STUD FOR BUILDINGS**

FOREIGN PATENT DOCUMENTS

(71) Applicant: **Brian Iverson**, Ham Lake, MN (US)

EP 1705305 9/2006
RU 36608 U1 9/2009

(72) Inventor: **Brian Iverson**, Ham Lake, MN (US)

(Continued)

(73) Assignee: **Roosevelt Energy, Inc.**, Ham Lake,
MN (US)

OTHER PUBLICATIONS

(**) Term: **15 Years**

Extended European Search Report for Application No. 16824858.1,
dated Apr. 1, 2019, 9 pages.

(21) Appl. No.: **29/714,856**

(Continued)

(22) Filed: **Nov. 26, 2019**

Primary Examiner — Samantha Q Lawrence

(51) **LOC (13) Cl.** **25-01**

(74) *Attorney, Agent, or Firm* — Taft Stettinius &
Hollister LLP; Gerald E. Helget

(52) **U.S. Cl.**

USPC **D25/126**

(57) **CLAIM**

(58) **Field of Classification Search**

USPC D25/119, 125, 126, 127, 128, 129, 130,
D25/131, 132, 133, 135, 136, 61, 164;
D8/45, 71, 394–396, 349, 354, 355;
D15/135, 136, 138

The ornamental design for a reinforced pinned dowel com-
posite stud for buildings, as shown and described.

CPC E04B 9/068; E04B 1/19; E04B 1/1903;
E04B 1/24; E04B 1/2403; E04B 1/40;
E04B 2001/2415; E04B 2001/2421; E04B
2001/2451; E04B 1/161; E04B
2002/8694; E04B 2/845; E04B 1/26;
E04B 2001/2472; E04B 2001/249; E04B
1/486; E04C 3/07; E04C 2003/046; E04C
3/04; E04C 3/06; E04C 2/34; E04C
2003/0486; E04C 2003/0491; E04H
12/2269; E04H 12/24;

DESCRIPTION

(Continued)

FIG. 1 is a left side perspective view of the reinforced pinned
dowel composite stud for buildings;
FIG. 2 is a left side elevational view;
FIG. 3 is a front elevational view;
FIG. 4 is a right side elevational view;
FIG. 5 is a rear elevational view;
FIG. 6 is a top plan view along lines 6-6 of FIG. 4;
FIG. 7 is a bottom plan view along lines 7-7 of FIG. 4;
FIG. 8 is an enlarged top plan view thereof; and,
FIG. 9 is a cross sectional view taken along lines 9-9 of FIG.
2.

(56) **References Cited**

U.S. PATENT DOCUMENTS

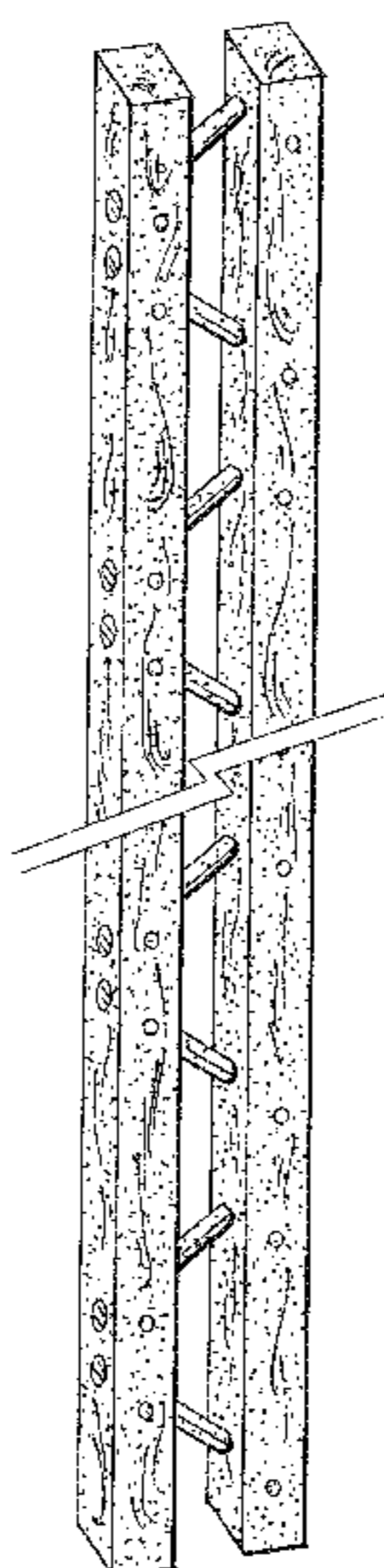
1,219,840 A * 3/1917 Monrath E04G 11/22
425/213
1,911,018 A * 5/1933 Goeltz E04C 5/06
52/648.1

The broken lines shown in FIG. 8 illustrates environment of
the reinforced pinned dowel composite stud for buildings
that forms no part of the claimed design.

The reinforced pinned dowel composite stud for buildings is
shown with a symbolic break in length. The appearance of
any portion of the article between the break lines forms no
part of the claimed design.

(Continued)

1 Claim, 2 Drawing Sheets



(58) **Field of Classification Search**

CPC E04H 15/34; E04H 17/1421; E04H 12/00;
 B60K 25/08; C21D 1/42; C21D 1/667;
 C21D 9/0062; C21D 9/40; F16D 11/14;
 F16D 15/00; F16D 1/101; F16D 1/12;
 H05B 6/101; H05B 6/109; H05B 6/36;
 H05B 6/42; H05B 6/44; Y02P 10/25;
 H01Q 1/42

See application file for complete search history.

(56) **References Cited**

U.S. PATENT DOCUMENTS

3,559,355 A * 2/1971 Day E04B 1/161
 52/251
 4,224,774 A 9/1980 Petersen
 4,329,827 A 5/1982 Thorn
 4,578,909 A 4/1986 Henley et al.
 4,578,914 A 4/1986 Staples
 4,671,032 A 6/1987 Reynolds
 4,720,948 A 1/1988 Henley et al.
 4,852,310 A 8/1989 Henley et al.
 4,852,322 A 8/1989 McDermid
 4,937,122 A 6/1990 Talbert
 5,209,036 A 5/1993 Cancilliar
 5,609,006 A 3/1997 Boyer
 5,617,693 A 4/1997 Hefner
 5,720,144 A 2/1998 Knudson et al.
 6,052,953 A * 4/2000 Jewell E04B 1/24
 52/639
 6,073,413 A * 6/2000 Tongiatama E04B 1/26
 52/693
 6,125,608 A 10/2000 Charlson
 6,314,696 B2 * 11/2001 Fust, III E04B 2/8652
 52/309.8
 6,378,260 B1 * 4/2002 Williamson E04B 2/8617
 52/309.12
 7,185,471 B2 * 3/2007 Schmerber E04C 3/17
 156/331.7
 7,574,837 B2 8/2009 Hagen, Jr. et al.
 7,743,578 B2 6/2010 Edmondson
 7,866,112 B2 1/2011 Edmondson
 8,424,266 B2 4/2013 Edmondson

8,516,778 B1 8/2013 Wilkens
 8,793,948 B2 8/2014 Beattie
 8,820,034 B1 9/2014 Watts et al.
 9,103,113 B2 8/2015 Lockhart
 9,604,428 B2 3/2017 Walker
 9,677,264 B2 6/2017 Iverson
 D796,063 S * 8/2017 Dettbarn D25/61
 9,783,985 B2 10/2017 Iverson
 10,253,499 B2 * 4/2019 Hercus E04C 3/16
 D872,875 S * 1/2020 Dettbarn D25/61
 10,584,475 B1 * 3/2020 Idd E04B 1/165
 10,731,332 B1 * 8/2020 Iverson E04B 2/7412
 D895,157 S * 9/2020 Oldroyd D25/128
 D896,401 S * 9/2020 Oldroyd D25/128
 2005/0050847 A1 3/2005 Lott
 2005/0183367 A1 8/2005 Lembo
 2006/0236652 A1 10/2006 Kismarton
 2006/0254197 A1 11/2006 Tiberi et al.
 2007/0130866 A1 6/2007 Lott
 2007/0227095 A1 10/2007 Hubbe
 2007/0283661 A1 12/2007 Daniels
 2008/0196349 A1 * 8/2008 Gonzalez E04B 2/845
 52/653.1
 2008/0245030 A1 10/2008 Sieber
 2010/0037542 A1 2/2010 Tiberi et al.
 2010/0236172 A1 9/2010 Wirth
 2010/0300037 A1 12/2010 Turner et al.
 2011/0107693 A1 5/2011 Haskell
 2011/0239573 A1 10/2011 Lockhart
 2012/0011793 A1 1/2012 Clark et al.
 2016/0289968 A1 10/2016 De Waal
 2016/0356044 A1 12/2016 Thompson

FOREIGN PATENT DOCUMENTS

WO 2014197972 12/2014
 WO 2017011121 1/2017

OTHER PUBLICATIONS

Betzwood Associated PC, "5 Proven Ways to Optimize Framing,"
<http://www.betzwood.com/2012/08/09/optimize-framing/>, pp. 1-7.
 International Search Report and Written Opinion of PCT/US2016/
 037357, dated Sep. 8, 2016.

* cited by examiner

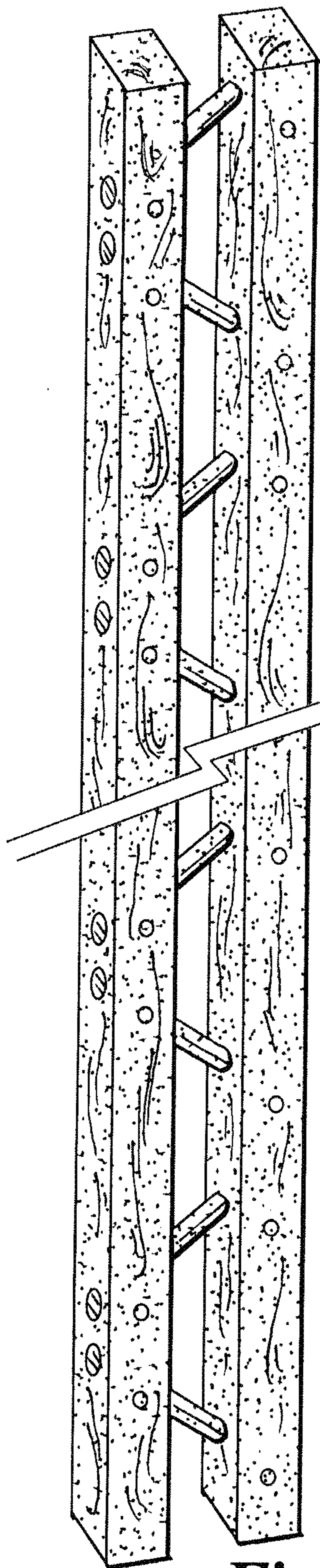


Fig. 1

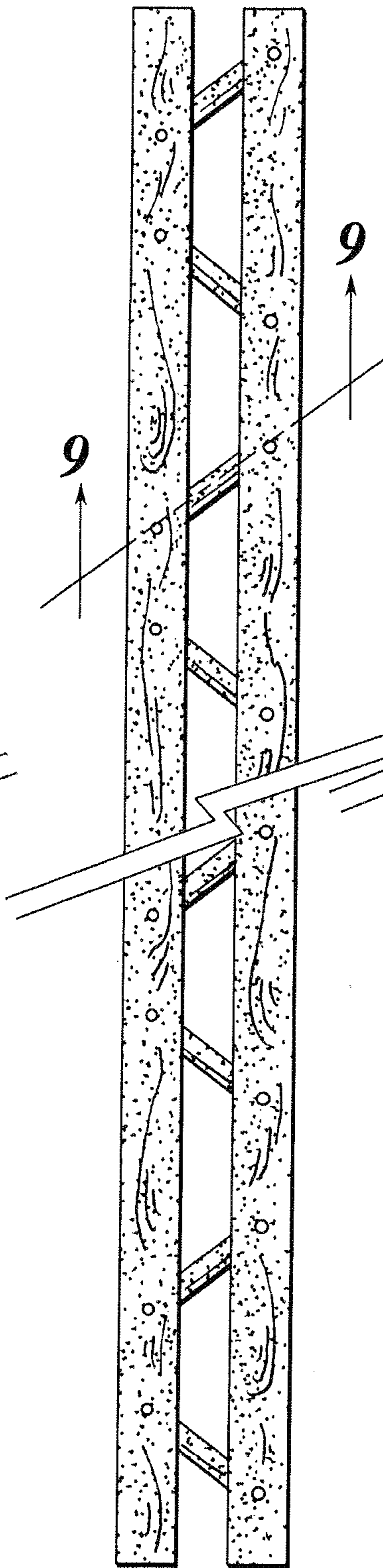


Fig. 2

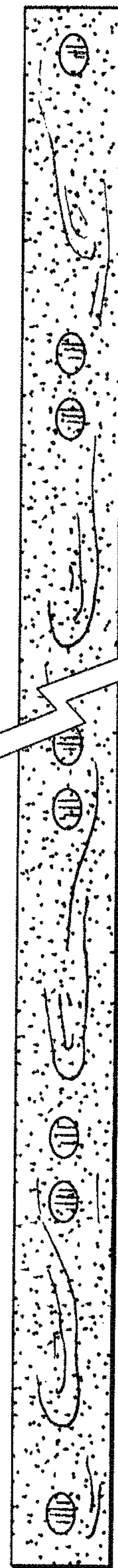


Fig. 3

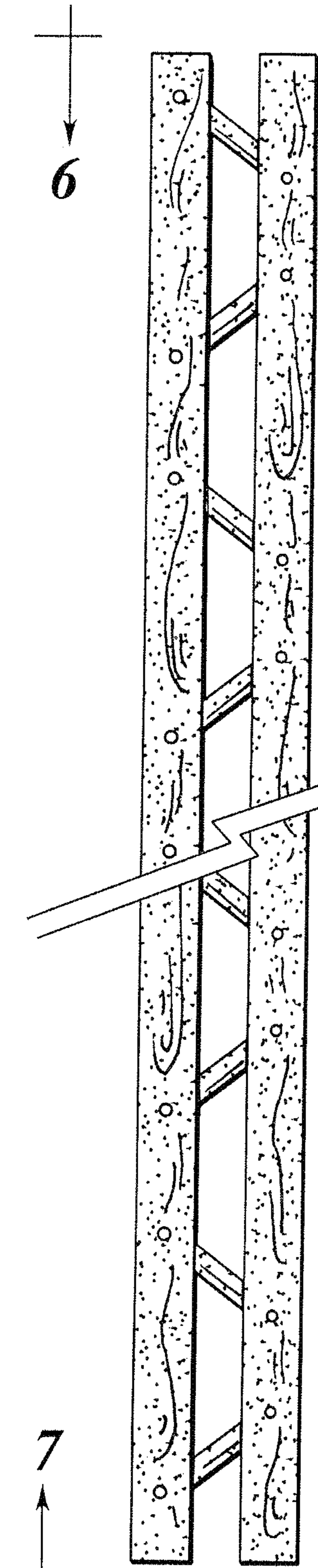


Fig. 4

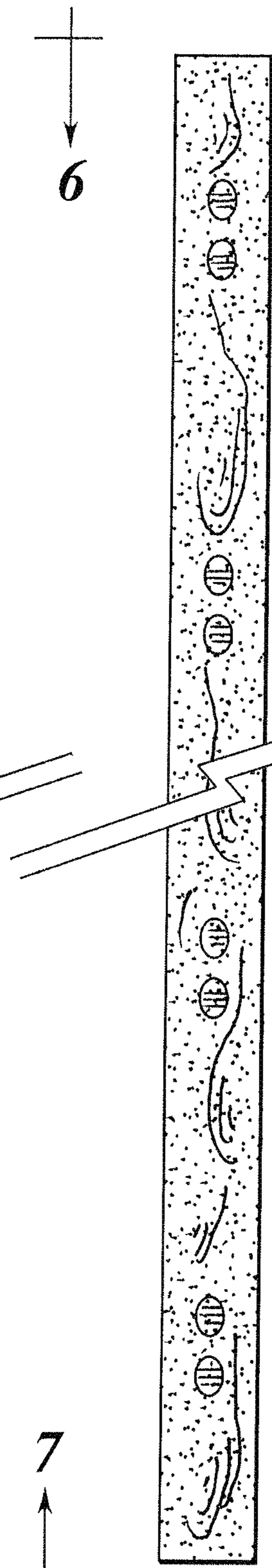


Fig. 5

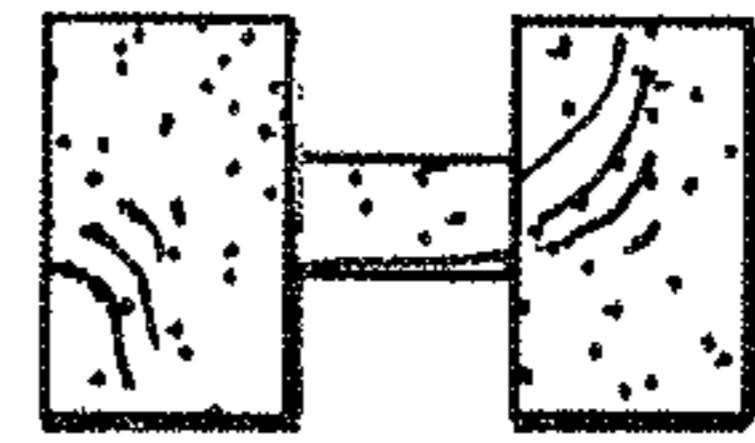


Fig. 6

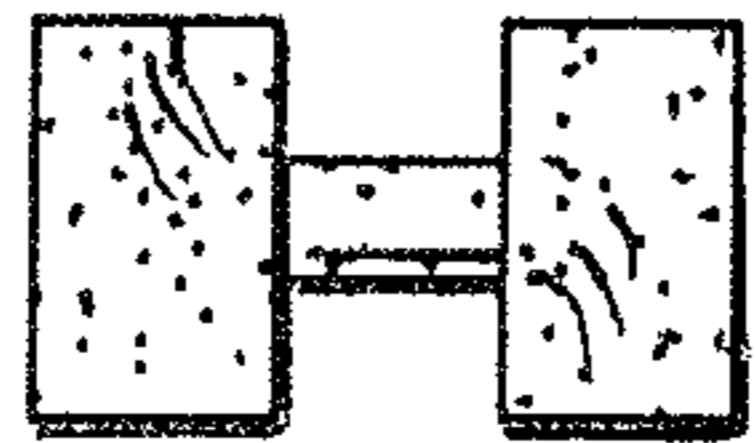


Fig. 7

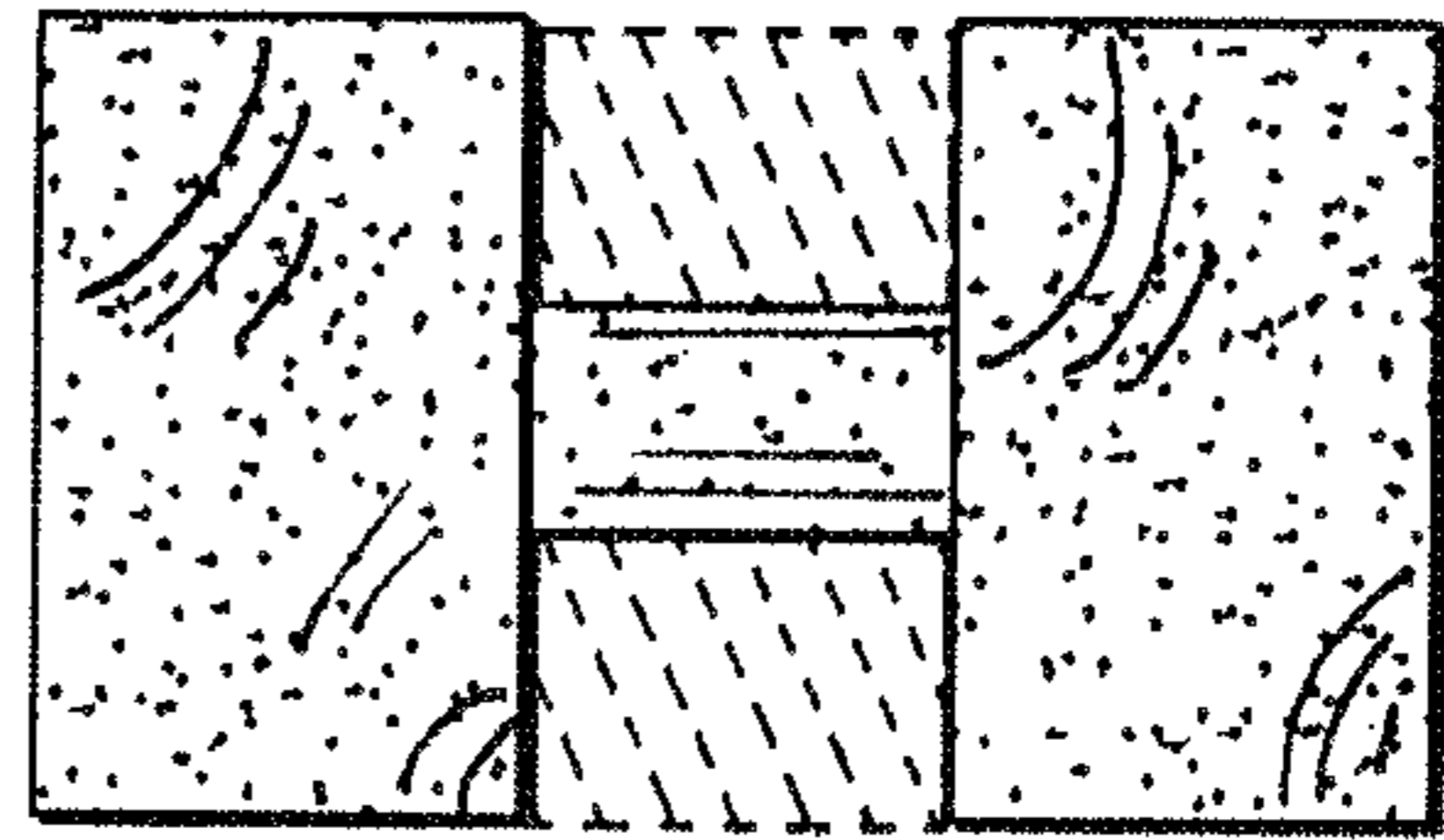


Fig. 8

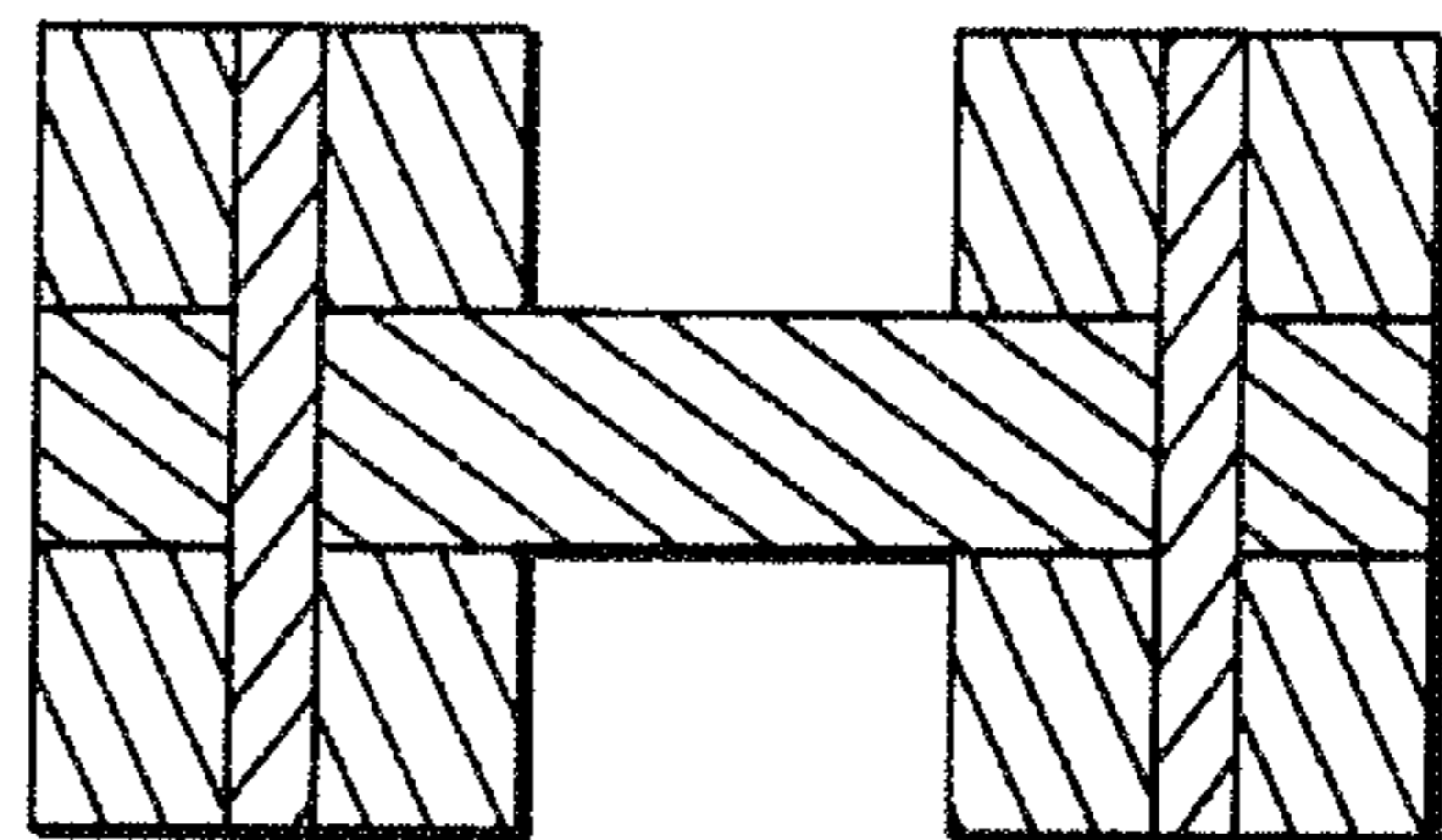


Fig. 9