



US00D938610S

(12) **United States Design Patent** (10) **Patent No.:** **US D938,610 S**  
**Ou Yang** (45) **Date of Patent:** **\*\* Dec. 14, 2021**

(54) **ULTRAVIOLET STERILIZER**  
(71) Applicant: **SHENZHEN UVLED OPTICAL TECHNOLOGY CO., LTD.**, Shenzhen (CN)

10,905,785 B2 \* 2/2021 Lucio ..... A61M 16/0066  
D912,795 S \* 3/2021 Wang ..... D23/364  
D914,190 S \* 3/2021 Oura ..... D23/366  
D917,065 S \* 4/2021 Cui ..... D24/217  
D919,109 S \* 5/2021 Ou Yang ..... D24/217  
2020/0405899 A1 \* 12/2020 Yang ..... A61L 2/10

(72) Inventor: **Chen Yi Ou Yang**, Ningyuan County (CN)  
(73) Assignee: **SHENZHEN UVLED OPTICAL TECHNOLOGY CO., LTD.**, Shenzhen (CN)

**FOREIGN PATENT DOCUMENTS**

CN 303795841 \* 8/2016  
CN 304812801 \* 9/2018

(\*\*) Term: **15 Years**

(21) Appl. No.: **29/740,932**

**OTHER PUBLICATIONS**

Smart UV Sterilizer (Bottle), posted at sunuv.tw, no posting date, retrieved Jul. 29, 2021, online, URL:<http://www.sunuv.tw/index.php?m=Product&a=show&id=5> (Year: 2021).\*

(22) Filed: **Jul. 8, 2020**

\* cited by examiner

(30) **Foreign Application Priority Data**

Jun. 6, 2020 (CN) ..... 202030281980.3

*Primary Examiner* — Lilyana Bekic  
*Assistant Examiner* — Mary Shannon Malley  
(74) *Attorney, Agent, or Firm* — Li & Cai Intellectual Property (USA) Office

(51) **LOC (13) Cl.** ..... **24-01**

(52) **U.S. Cl.**  
USPC ..... **D24/217**

(57) **CLAIM**

(58) **Field of Classification Search**  
USPC ..... D24/107, 186, 200, 209–213, 217–219, D24/224–232; D32/1, 25; D23/366  
CPC ... A61L 2/26; A61L 2/10; A61L 2/025; A61L 2202/11; A61L 2202/23; A61L 2202/122; A61L 2202/10

The ornamental design for an ultraviolet sterilizer, as shown and described.

See application file for complete search history.

**DESCRIPTION**

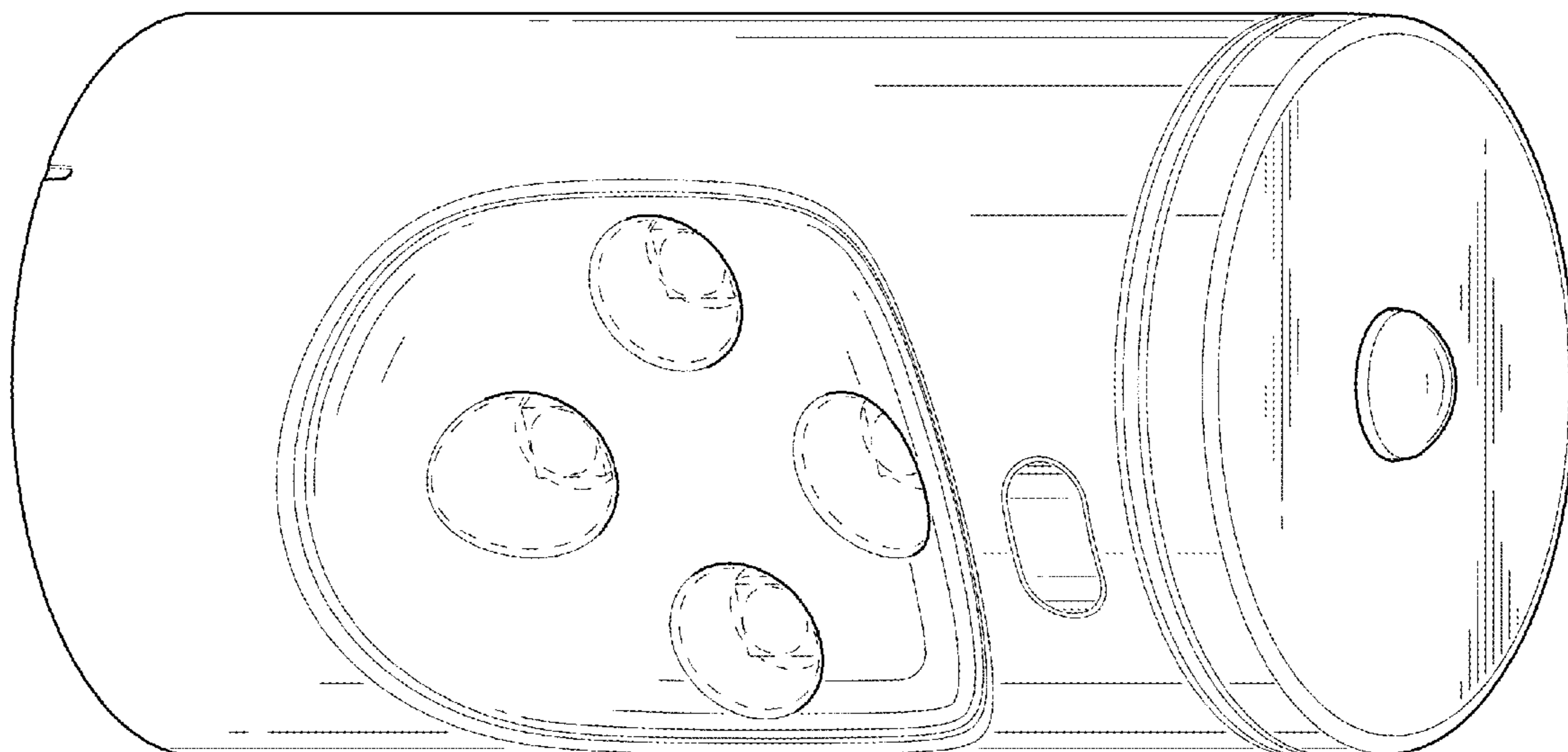
FIG. 1 is a front, right side and top perspective view of an ultraviolet sterilizer showing our new design; FIG. 2 is a front elevational view thereof; FIG. 3 is a rear elevational view thereof; FIG. 4 is a left side elevational view thereof; FIG. 5 is a right side elevational view thereof; FIG. 6 is a top plan view thereof; and, FIG. 7 is a bottom plan view thereof. The broken lines in the drawing depict portions of the ultraviolet sterilizer that form no part of the claimed design.

(56) **References Cited**

**U.S. PATENT DOCUMENTS**

D807,524 S \* 1/2018 Koh ..... D24/217  
D850,646 S \* 6/2019 Cassimy ..... D24/217  
D884,208 S \* 5/2020 Xie ..... D24/217  
D893,043 S \* 8/2020 Ou Yang ..... D24/217  
D893,044 S \* 8/2020 Wei ..... D24/217  
D893,045 S \* 8/2020 Tang ..... D24/217  
D907,233 S \* 1/2021 Wu ..... D24/217

**1 Claim, 6 Drawing Sheets**



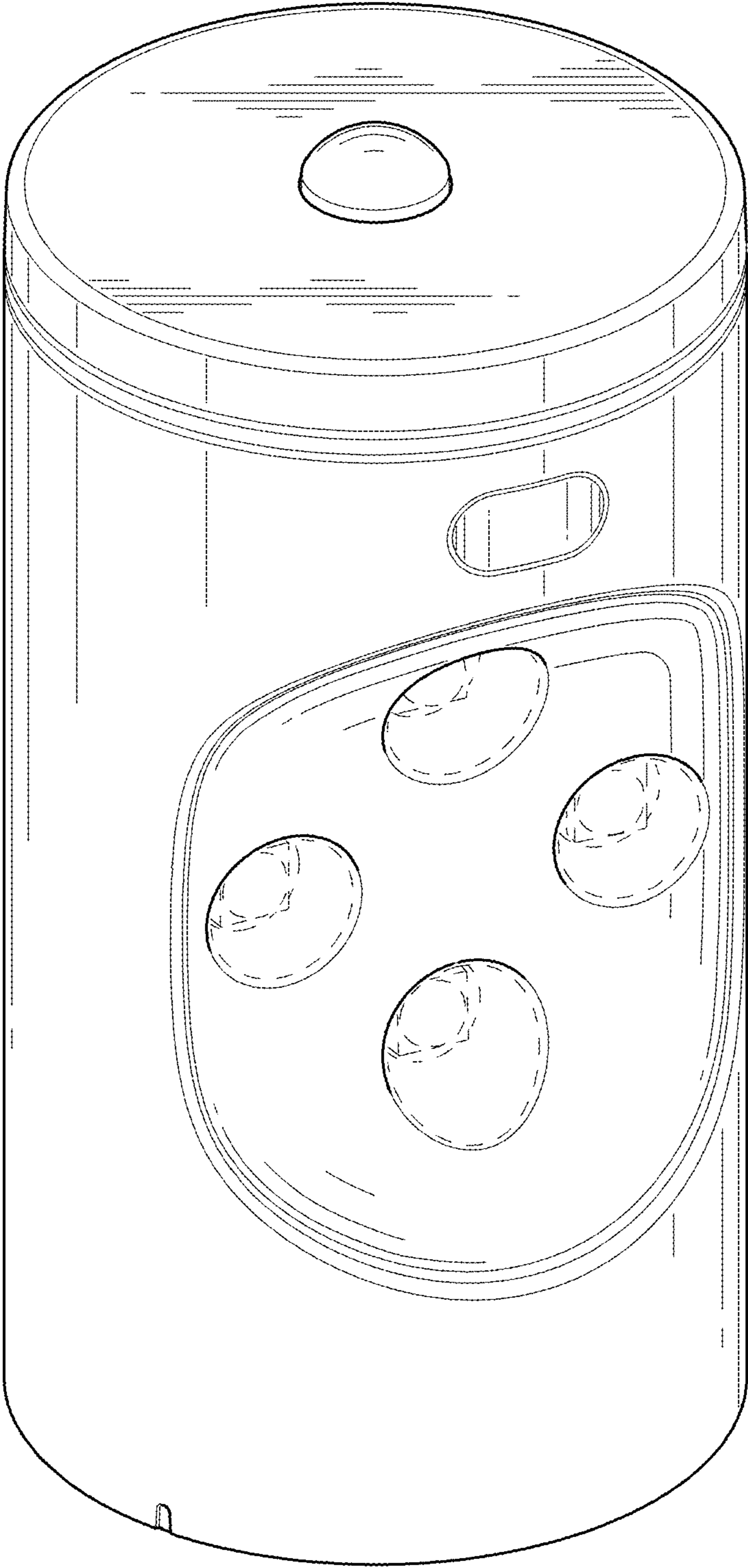


FIG. 1

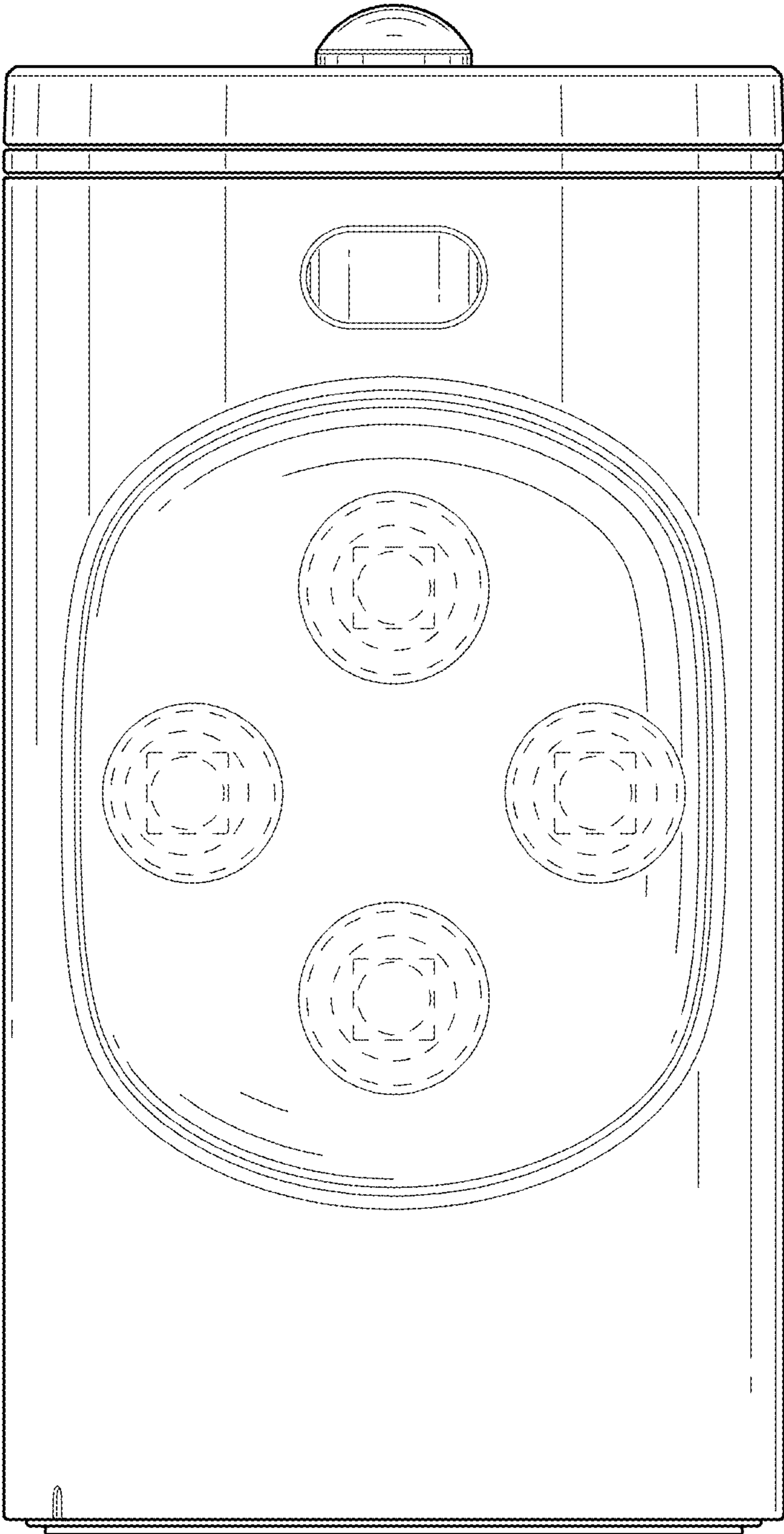


FIG. 2




FIG. 3

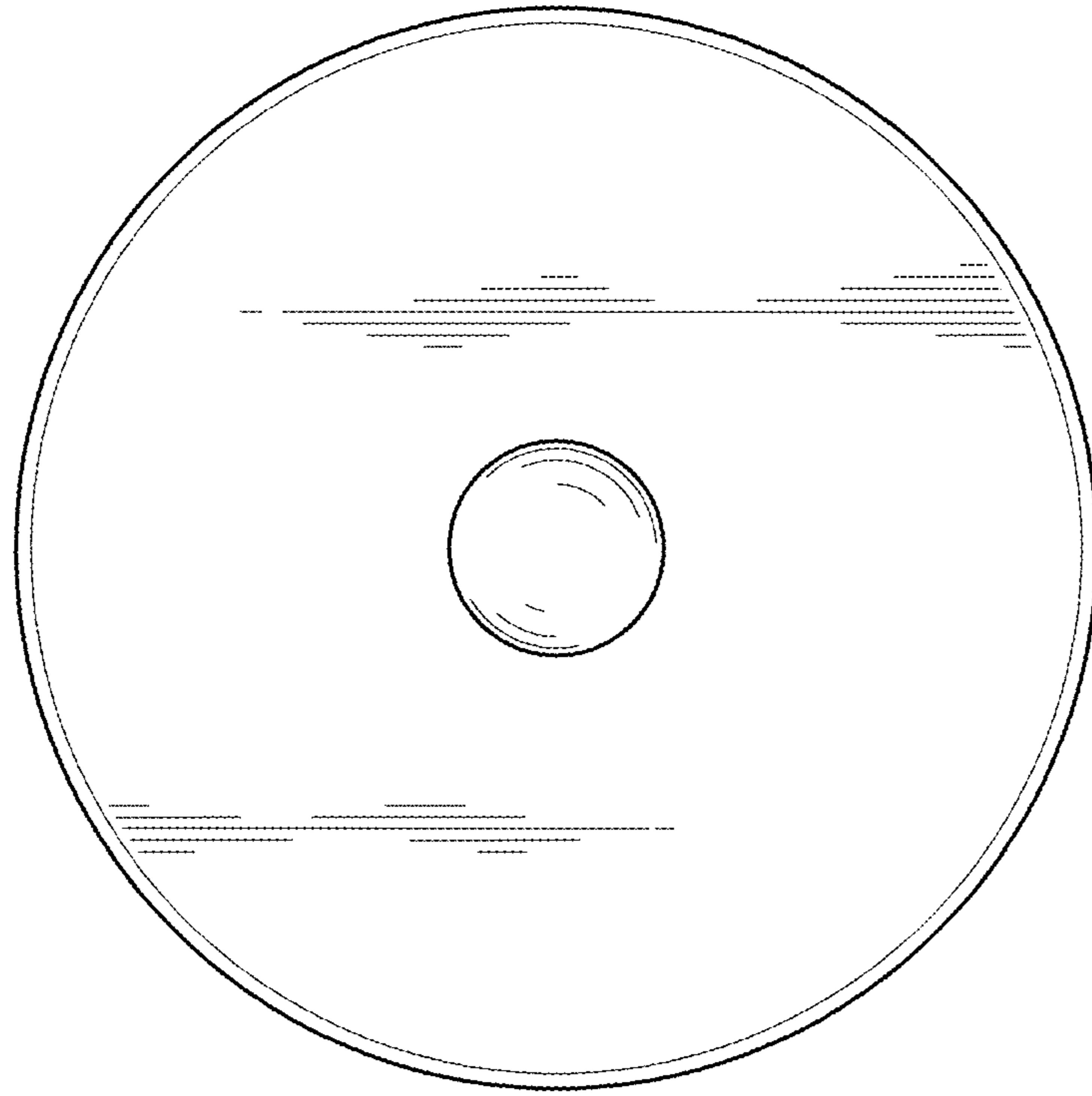


FIG. 5

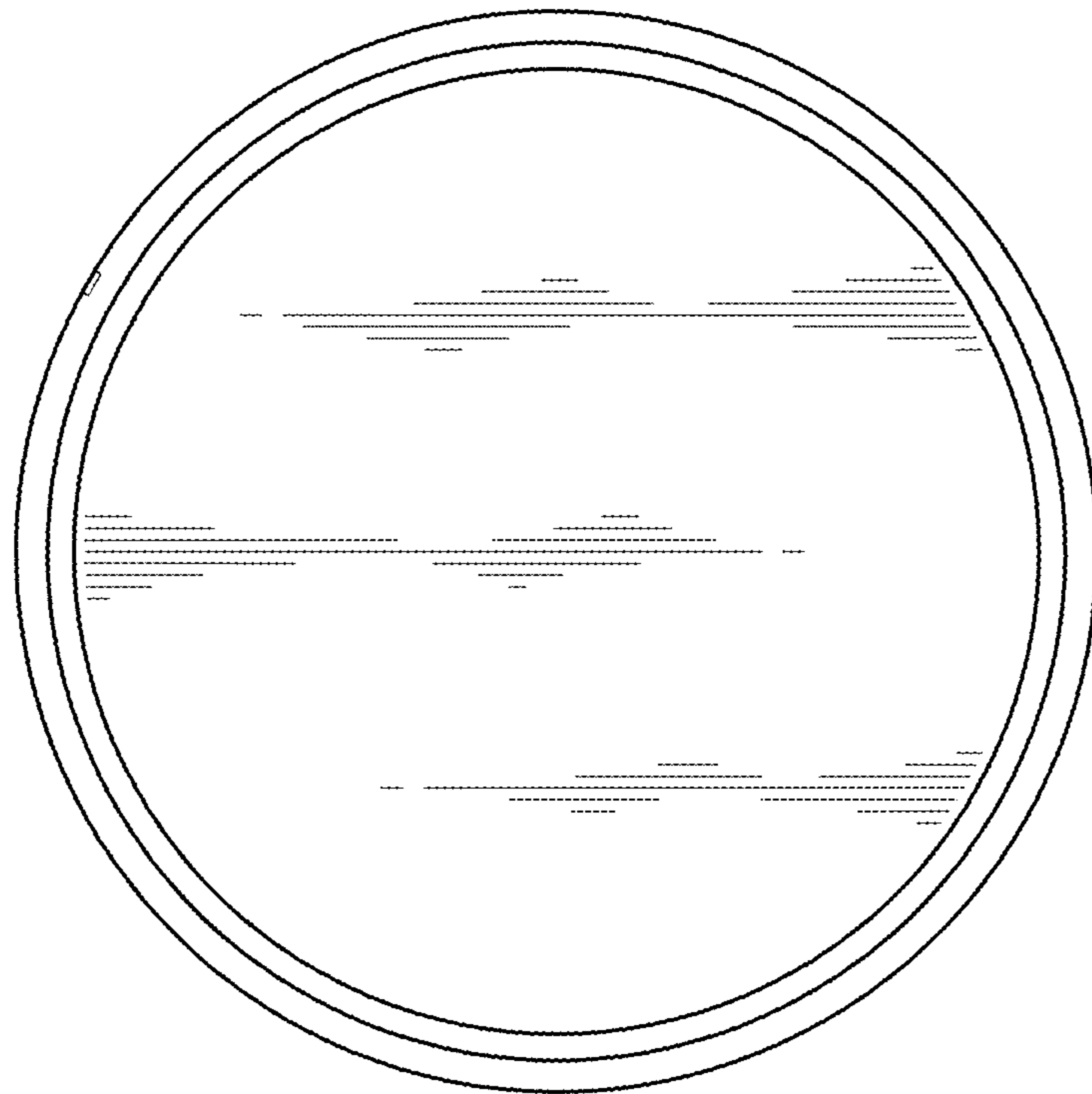


FIG. 4

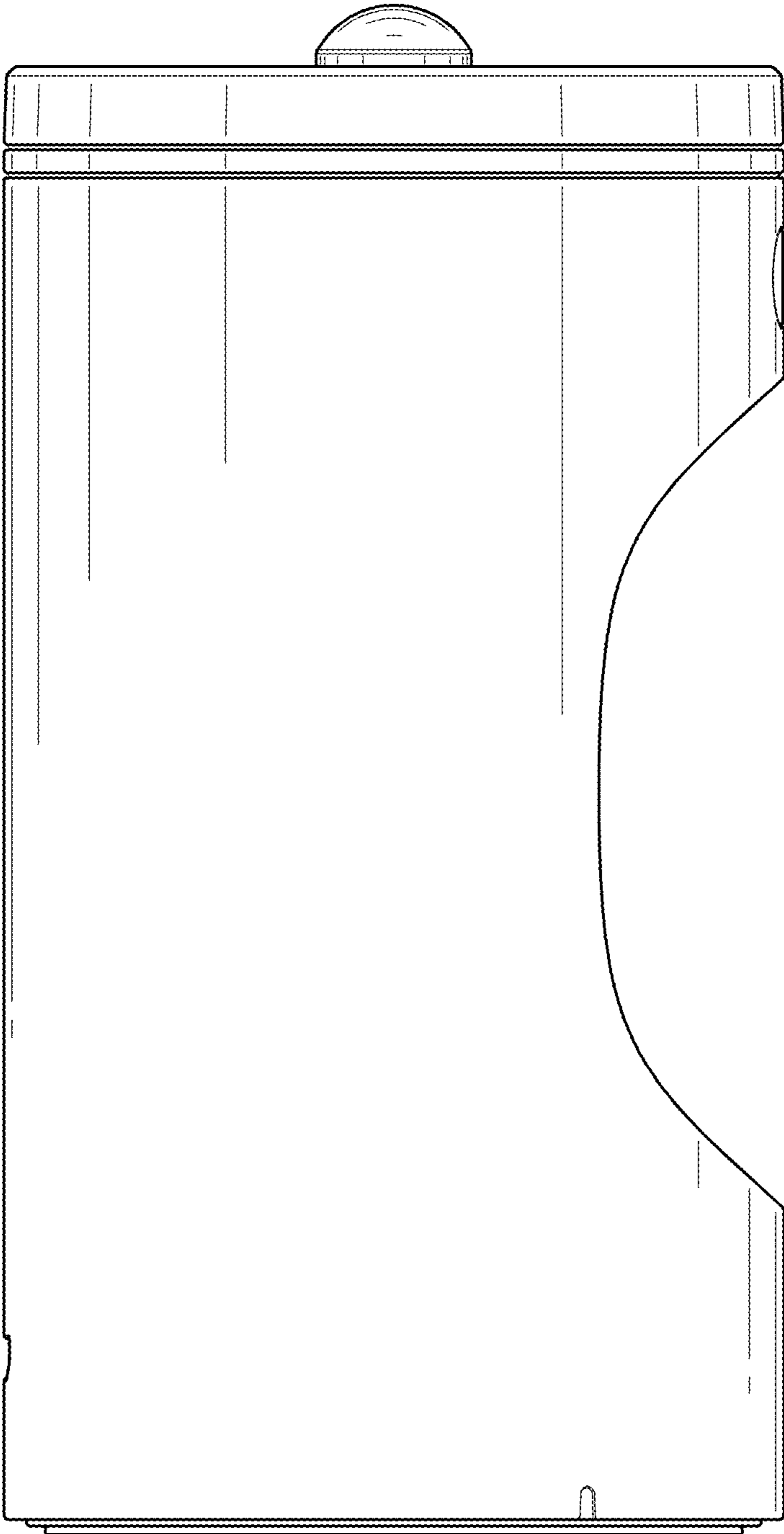


FIG. 6

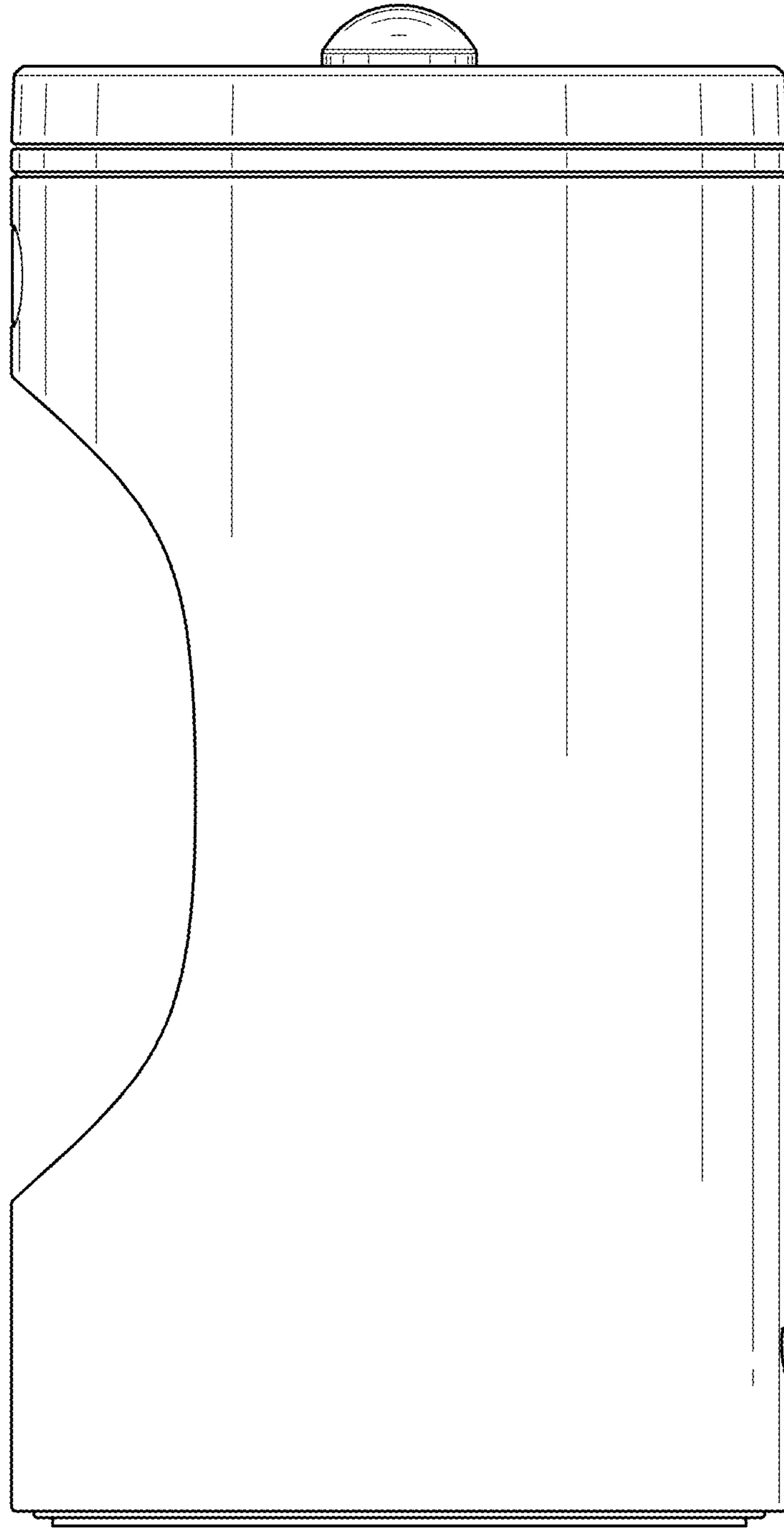


FIG. 7