



US00D938604S

(12) **United States Design Patent** (10) **Patent No.:** **US D938,604 S**
Choi (45) **Date of Patent:** **** Dec. 14, 2021**

(54) **MESSAGE DEVICE**
(71) Applicant: **SNPE Co., Ltd.**, Seoul (KR)
(72) Inventor: **Jung Ki Choi**, Seoul (KR)
(73) Assignee: **SNPE CO., LTD.**, Seoul (KR)
(**) Term: **15 Years**
(21) Appl. No.: **29/718,464**

(22) Filed: **Dec. 24, 2019**
(51) **LOC (13) Cl.** **28-03**
(52) **U.S. Cl.**
USPC **D24/211**
(58) **Field of Classification Search**
USPC D21/686, 803, 804, 805, 809; D24/183,
D24/184, 190, 191, 215, 234; D25/102,
D25/112, 113, 119; D32/40, 43;
D6/349, 375, 512, 596, 601, 604, 715,
D6/716, 716.1
CPC A61H 7/007; A61H 2201/0134; A61H
39/04; A61H 2201/1614; A61H
2203/0456
See application file for complete search history.

(56) **References Cited**
U.S. PATENT DOCUMENTS
3,234,623 A * 2/1966 Rector A61G 13/1205
27/21.1
D285,752 S * 9/1986 Sadow 5/648
4,686,724 A * 8/1987 Bedford A61G 7/05707
5/652.1
D299,169 S * 12/1988 Hall D24/215
4,964,418 A * 10/1990 Wilson A61F 5/05883
128/857
D322,907 S * 1/1992 Raburn D30/120
D332,981 S * 2/1993 Poli D21/686
D353,173 S * 12/1994 Almeda D21/687
D370,066 S * 5/1996 Kennemore D24/183
D372,157 S * 7/1996 Bonaddio D6/596

D421,358 S * 3/2000 Henson D6/595
D422,829 S * 4/2000 Kritzingner 5/420
D432,603 S * 10/2000 Bullard, Jr. D21/662
D495,427 S * 8/2004 Germany D25/113
D506,587 S * 6/2005 Armaly, Jr. A47L 13/16
D28/63
D578,718 S * 10/2008 Bettanin D32/40
D581,715 S * 12/2008 Scheuch D6/601
D620,135 S * 7/2010 Adam E04C 1/395
D25/113
D638,646 S * 5/2011 Penza D6/601
(Continued)

Primary Examiner — Cynthia Ramirez
Assistant Examiner — Michael A Maharajh
(74) *Attorney, Agent, or Firm* — Lewis Roca Rothgerber
Christie LLP


(57) **CLAIM**

The ornamental design for a massage device, as shown and described.

DESCRIPTION

FIG. 1 is a front, left side perspective view of a first embodiment of a massage device embodying my new design;
FIG. 2 is a left side view of the embodiment of FIG. 1;
FIG. 3 is a right side view of the embodiment of FIG. 1;
FIG. 4 is a front view of the embodiment of FIG. 1;
FIG. 5 is a rear view of the embodiment of FIG. 1;
FIG. 6 is a top view of the embodiment of FIG. 1;
FIG. 7 is a bottom view of the embodiment of FIG. 1;
FIG. 8 is a front, right side perspective view of a second embodiment of a massage device embodying my new design;
FIG. 9 is a left side view of the embodiment of FIG. 8;
FIG. 10 is a right side view of the embodiment of FIG. 8;
FIG. 11 is a front view of the embodiment of FIG. 8;
FIG. 12 is a rear view of the embodiment of FIG. 8;
FIG. 13 is a top view of the embodiment of FIG. 8; and,
FIG. 14 is a bottom view of the embodiment of FIG. 8.

1 Claim, 14 Drawing Sheets



(56)

References Cited

U.S. PATENT DOCUMENTS

D642,694	S *	8/2011	Sharps	D24/190
D663,426	S *	7/2012	Davis, III	D24/183
D687,958	S *	8/2013	Turner	D24/215
D711,000	S *	8/2014	Ravikumar	D24/184
D725,407	S *	3/2015	McCracken	D6/601
D728,799	S *	5/2015	Ravikumar	D24/184
D732,311	S *	6/2015	Lord	D6/601
D733,897	S *	7/2015	Rossouw	D24/190
D763,450	S *	8/2016	Maus	D24/184
D768,946	S *	10/2016	Anderson	D32/40
D781,429	S *	3/2017	Westdyk	D24/190
D808,532	S *	1/2018	Richey	D24/183
D813,481	S *	3/2018	Jack	D32/40
D820,460	S *	6/2018	Gewant	D24/184
D835,222	S *	12/2018	Kim	D21/804
D859,664	S *	9/2019	Dennewald	D24/183
D863,824	S *	10/2019	Comercio	D6/601
D872,199	S *	1/2020	Krishock	D21/686
D877,916	S *	3/2020	Gewant	D24/184
D882,809	S *	4/2020	Kidd	D24/215
D889,146	S *	7/2020	Gupta	D6/349
D898,447	S *	10/2020	Xu	D6/601
D899,536	S *	10/2020	Endelman	D21/686
2013/0131562	A1 *	5/2013	Wu	A61H 7/007 601/112
2015/0047646	A1 *	2/2015	Marinkovic	A61H 1/008 128/845
2015/0374570	A1 *	12/2015	Belin	A61H 1/0244 601/5

* cited by examiner




FIG. 1

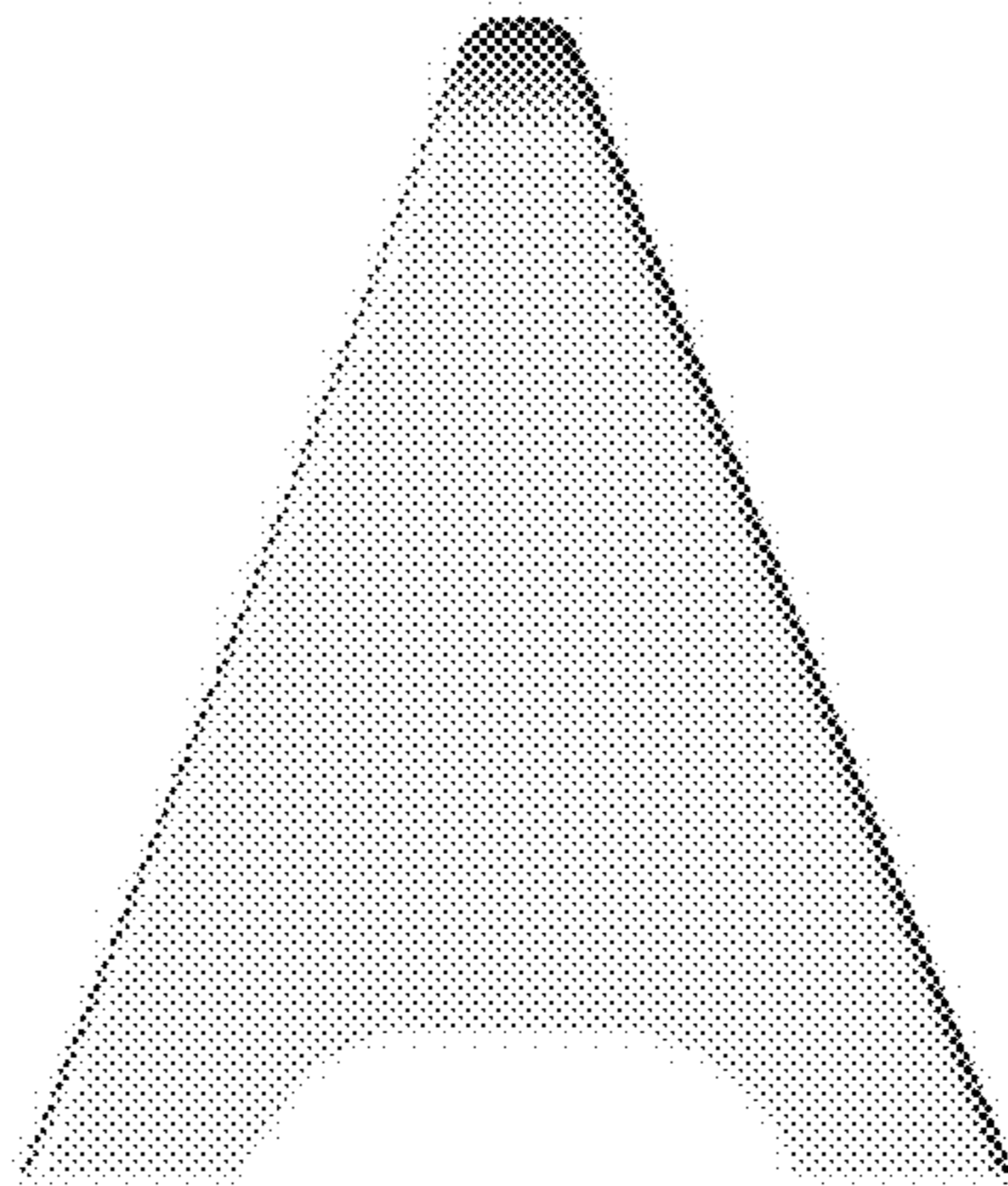


FIG. 2

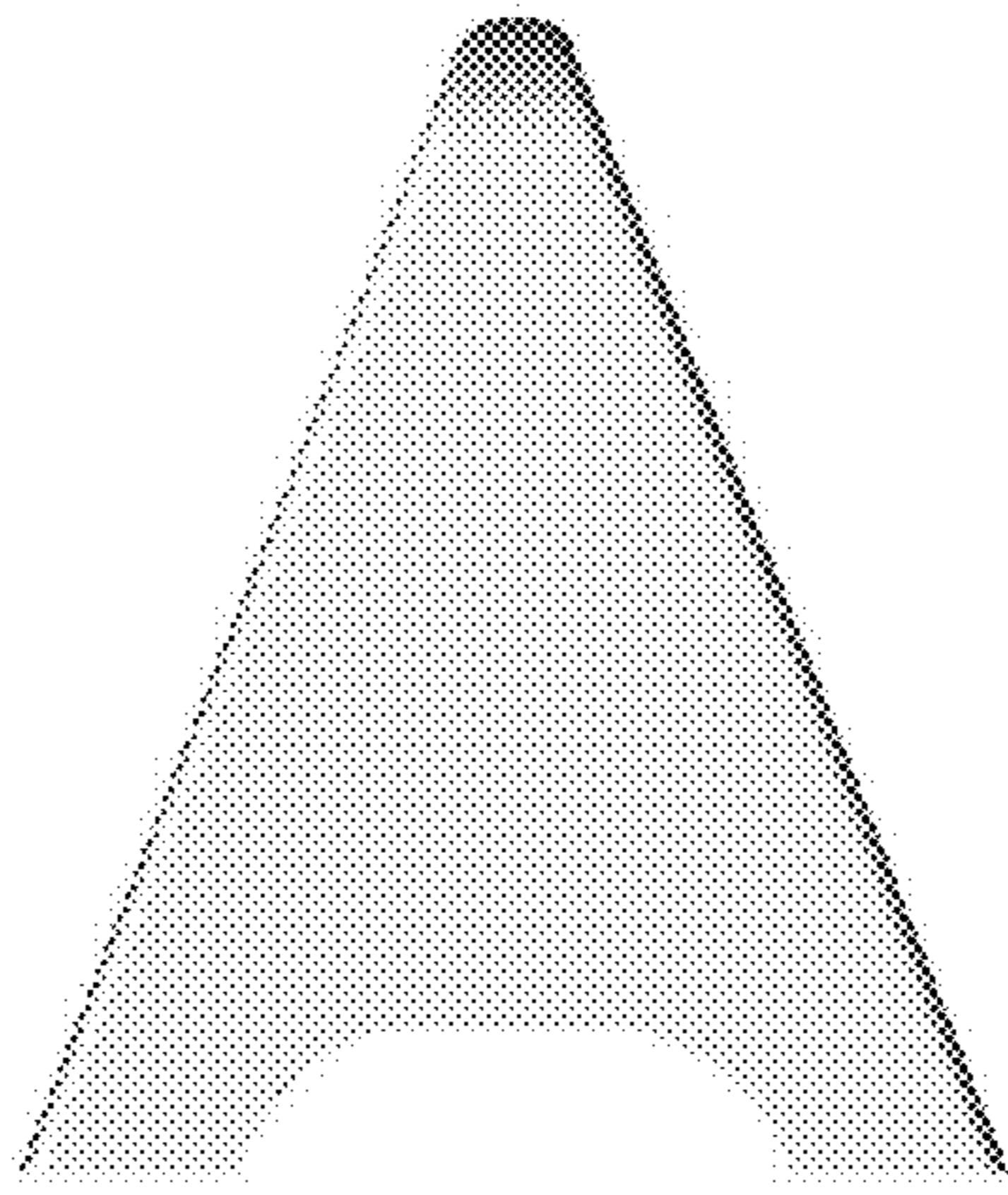


FIG. 3

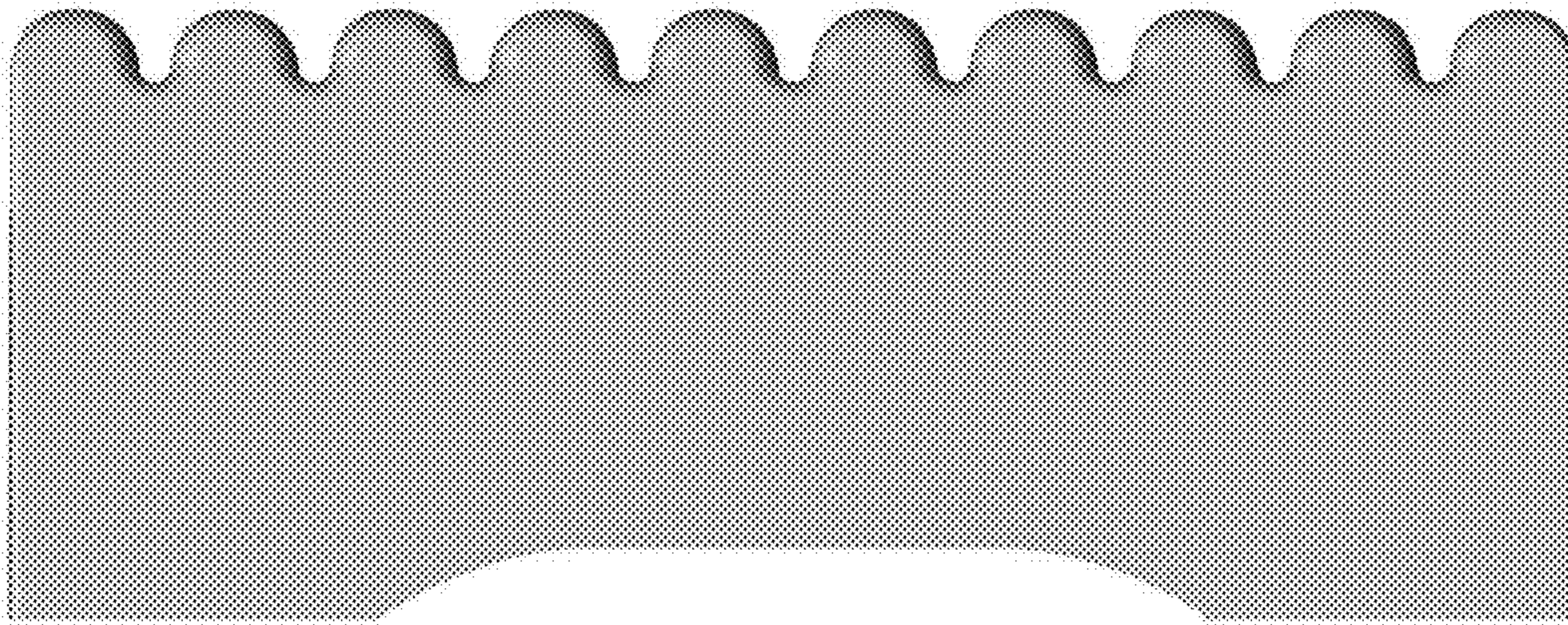


FIG. 4




FIG. 5




FIG. 6




FIG. 7

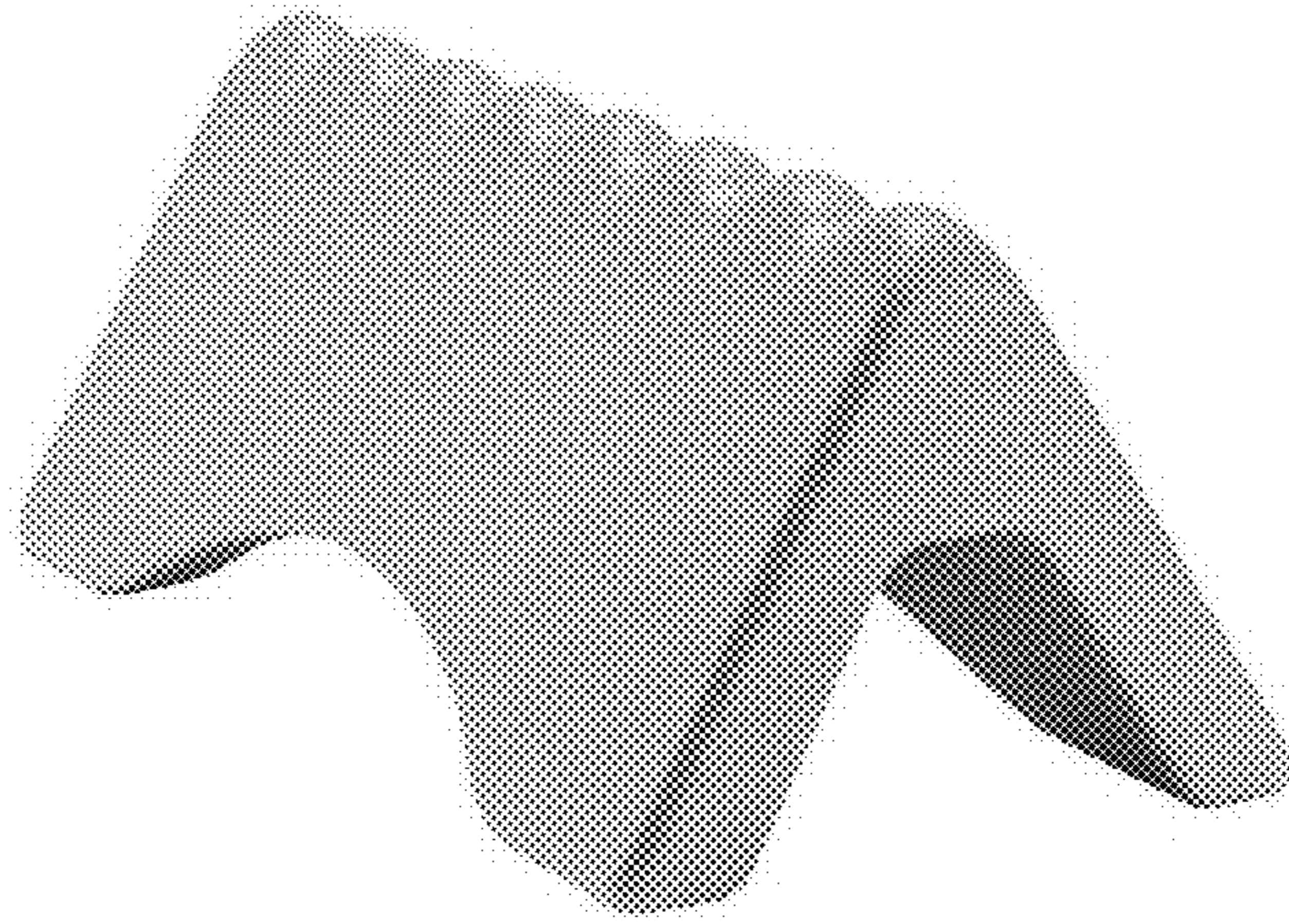


FIG. 8




FIG. 9




FIG. 10




FIG. 11




FIG. 12




FIG. 13




FIG. 14