



US00D938598S

(12) **United States Design Patent** (10) **Patent No.:** **US D938,598 S**
Eriksson (45) **Date of Patent:** **** Dec. 14, 2021**

(54) **ORTHOSIS**
(71) Applicant: **MediRoyal Nordic AB**, Sollentuna (SE)
(72) Inventor: **Thomas Eriksson**, Bromma (SE)
(73) Assignee: **MediRoyal Nordic AB**, Sollentuna (SE)

D434,192 S * 11/2000 Warrior D29/113
D437,461 S 2/2001 Caswell
D478,399 S 8/2003 Mishler et al.
D581,100 S 11/2008 Stalter
D656,685 S 3/2012 Best et al.
D692,619 S * 10/2013 Best D29/120.1
D829,332 S 9/2018 Cheers-Young
D835,288 S 12/2018 Erwin et al.
D835,792 S 12/2018 Erwin et al.

(Continued)

(**) Term: **15 Years**
(21) Appl. No.: **29/746,318**
(22) Filed: **Aug. 13, 2020**

OTHER PUBLICATIONS

Alpha Sport. Mediroyal Proxi Plus Thumb Brace. No date specified.
<https://www.alphasport.com.au/product/mediroyal-proxi-plus-thumb-brace> (Year: 0).*

(Continued)

Related U.S. Application Data

(62) Division of application No. 29/688,093, filed on Apr. 18, 2019, now Pat. No. Des. 902,415.

Primary Examiner — Darcey E Gottschalk
(74) *Attorney, Agent, or Firm* — The Webb Law Firm

(30) **Foreign Application Priority Data**

Oct. 22, 2018 (EM) 005805025-0001
Oct. 22, 2018 (EM) 005805025-0002
Oct. 22, 2018 (EM) 005805025-0003

(57) **CLAIM**

The ornamental design for an orthosis, as shown and described.

(51) **LOC (13) Cl.** **24-01**

(52) **U.S. Cl.**
USPC **D24/190**

DESCRIPTION

(58) **Field of Classification Search**

USPC D24/112, 124–128, 132, 133, 185–193,
D24/199, 200, 206, 209, 210, 212–215;
D29/113, 100, 108, 120.1, 121.1, 121.2;
D30/144, 146
CPC A61F 5/00; A61F 5/0123; A61F 5/0125;
A61F 5/102

See application file for complete search history.

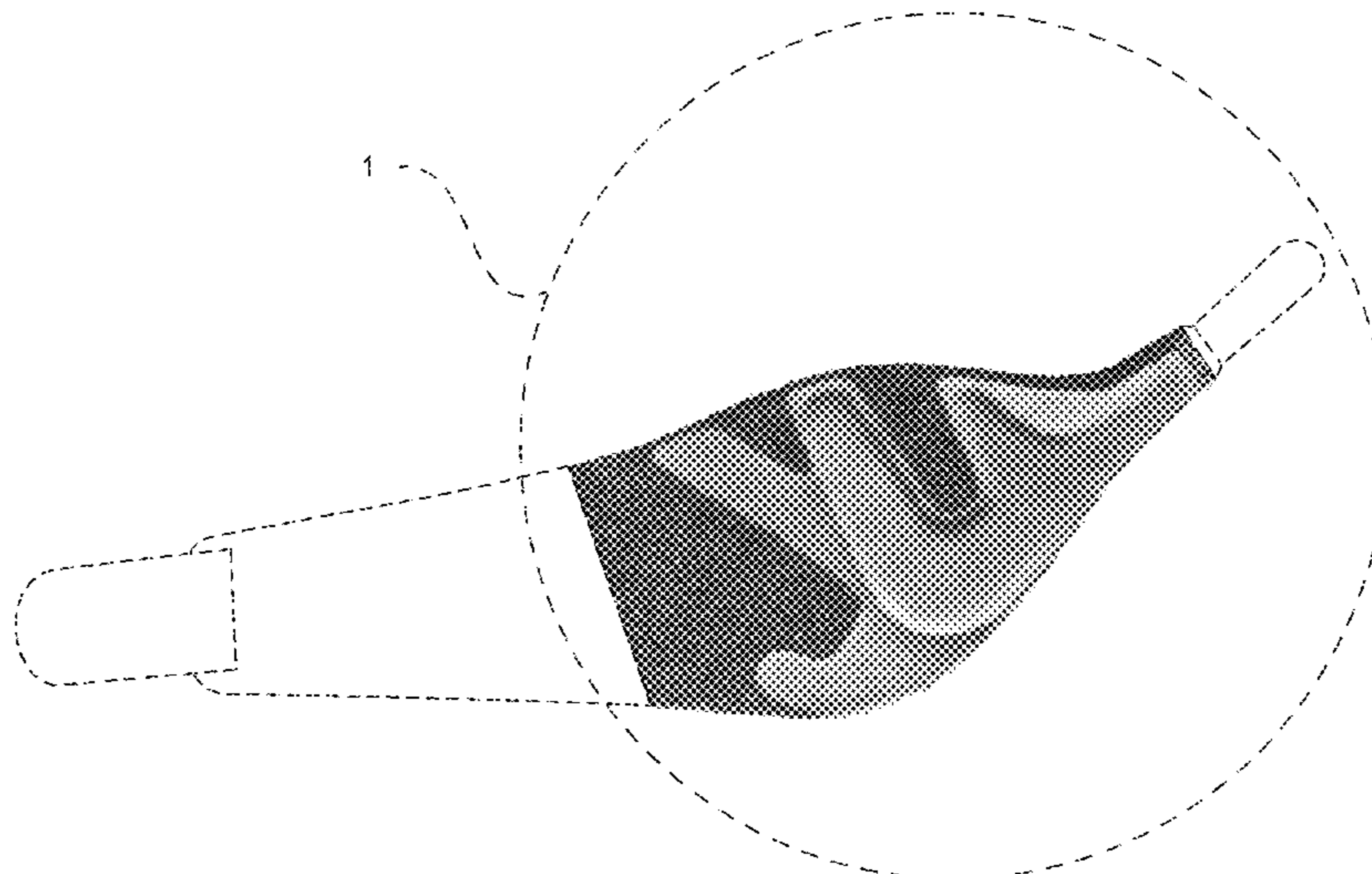
FIG. 1 is a front elevation view of an orthosis, showing my new design; and,
FIG. 2 is an enlarged front elevation view thereof taken from area “2” shown in FIG. 1.
Rear side elevation views of the orthosis are omitted because they are plain and unornamental and form no part of the subject matter of the claimed design.
The portions of the orthosis shown in broken lines in FIGS. 1 and 2 form no part of the claimed design.
The dashed-dotted line showings of FIGS. 1 and 2 illustrate boundaries between the claimed design and unclaimed portions.

(56) **References Cited**

U.S. PATENT DOCUMENTS

57,283 A * 8/1866 Brown A47J 17/02
30/123.5
D416,650 S * 11/1999 Stevens D29/113

1 Claim, 2 Drawing Sheets



(56)

References Cited

U.S. PATENT DOCUMENTS

D849,255 S * 5/2019 Colleran D24/190
D872,285 S * 1/2020 Sigurdsson D24/190
D876,651 S 2/2020 Larouche
D880,706 S 4/2020 Kersen et al.
D883,499 S * 5/2020 Park D24/190
D902,415 S * 11/2020 Eriksson D24/190
2015/0157483 A1 * 6/2015 Grunden A61F 5/013
602/22

OTHER PUBLICATIONS

Medi Royal. Mediroyal Proxi™ Plus Thumb. No date specified.
<https://www.mediroyal.se/en/product/mediroyal-proxitm-plus-thumb> (Year: 0).
*
“Mediroyal Proxi™ Plus Thumb”, Mediroyal, retrieved from <https://www.mediroyal.se/en/product/mediroyal-proxitm-plus-thumb>.

* cited by examiner

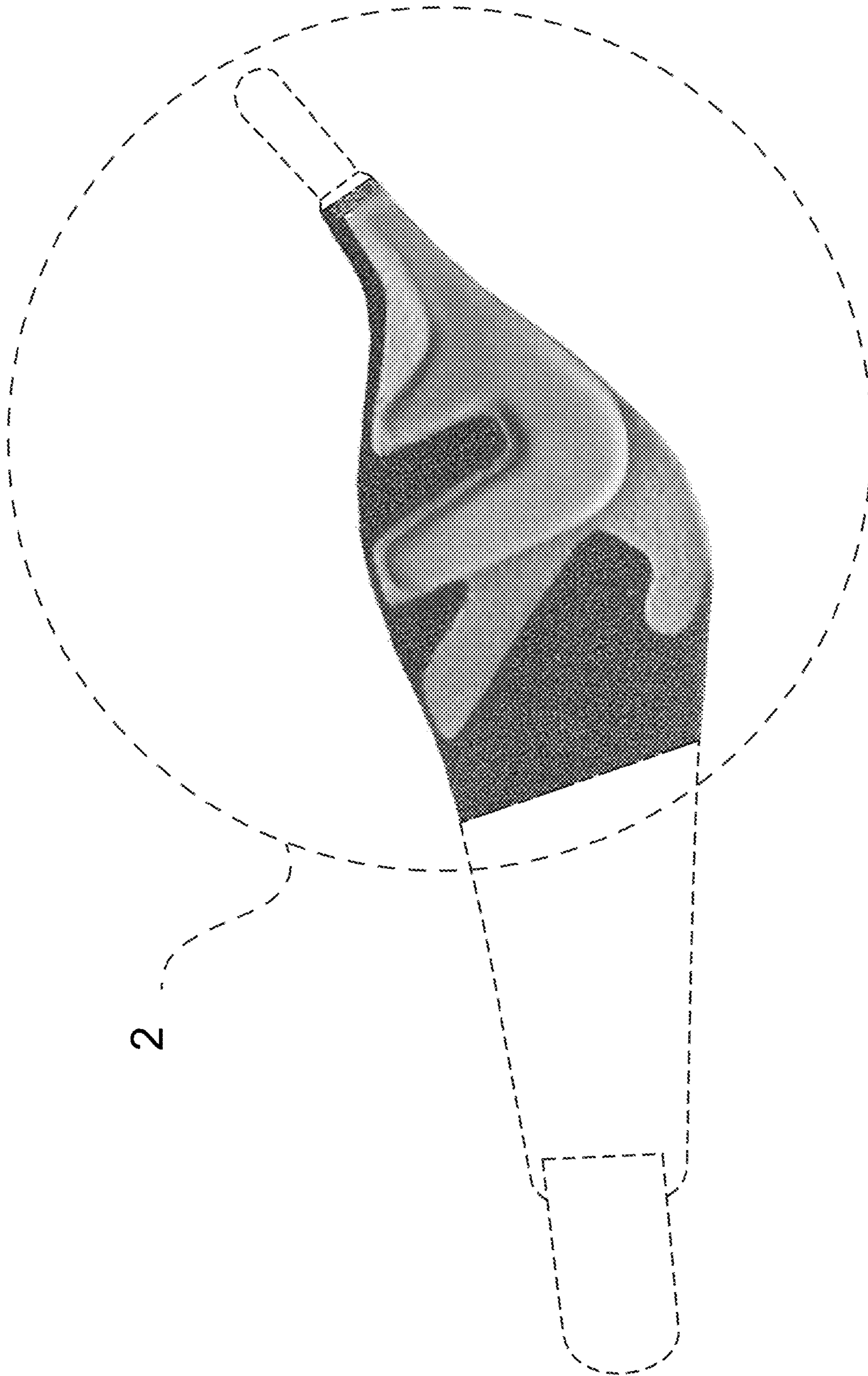


FIG. 1




FIG. 2