



(12) **United States Design Patent** (10) **Patent No.:** **US D938,589 S**  
**Little** (45) **Date of Patent:** **\*\* Dec. 14, 2021**

(54) **HEARING AID TOOL**  
 (71) Applicant: **Charlie Little**, Farmville, NC (US)  
 (72) Inventor: **Charlie Little**, Farmville, NC (US)  
 (\*\*) Term: **15 Years**  
 (21) Appl. No.: **29/708,864**  
 (22) Filed: **Oct. 10, 2019**  
 (51) **LOC (13) Cl.** ..... **24-01**  
 (52) **U.S. Cl.**  
 USPC ..... **D24/151**  
 (58) **Field of Classification Search**  
 USPC ..... D24/151, 173-174, 133, 147, 140, 149;  
 D25/38.1, 121, 126; D8/14, 107;  
 D28/65  
 See application file for complete search history.

(56) **References Cited**  
 U.S. PATENT DOCUMENTS  
 D324,913 S \* 3/1992 Chojar ..... D24/151  
 7,555,135 B1 \* 6/2009 Harb ..... H04R 25/00  
 381/329  
 D654,591 S \* 2/2012 Gunnensen ..... D24/151  
 8,184,842 B2 \* 5/2012 Howard ..... H04R 25/00  
 381/329  
 8,693,719 B2 \* 4/2014 Higgins ..... H04R 25/65  
 381/329  
 9,161,142 B1 \* 10/2015 Wagner ..... H04R 25/65

2009/0285428 A1\* 11/2009 Gilgert ..... H04R 25/00  
 381/329  
 2011/0009877 A1\* 1/2011 Thenuwara ..... A61N 1/0541  
 606/129  
 2011/0206225 A1\* 8/2011 Moller ..... H04R 25/556  
 381/314  
 2015/0215713 A1\* 7/2015 Higgins ..... H04R 25/65  
 381/315

\* cited by examiner

*Primary Examiner* — Wan Laymon  
 (74) *Attorney, Agent, or Firm* — Sanchelima &  
 Associates, P.A.; Christian Sanchelima; Jesus Sanchelima

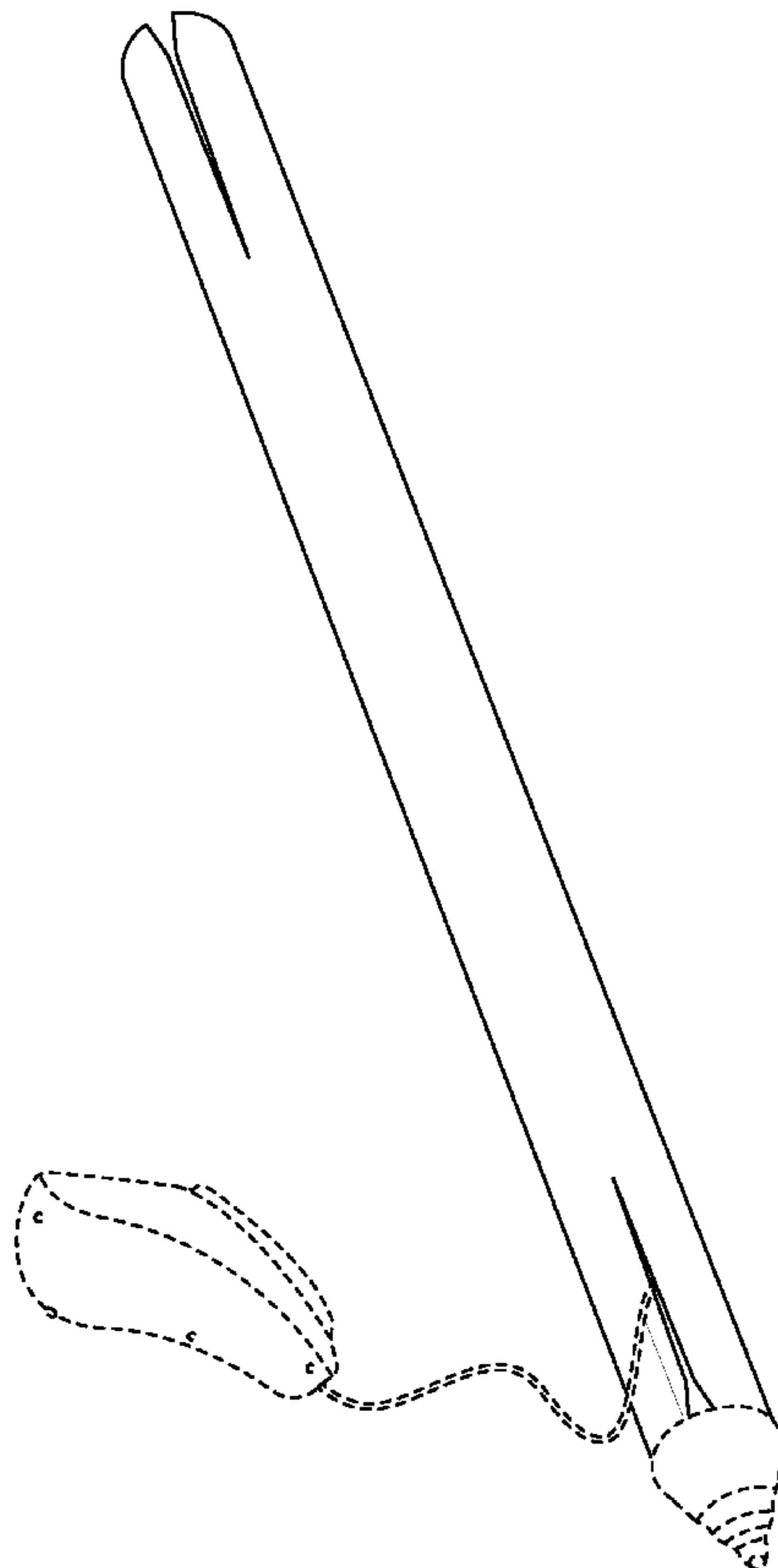
(57) **CLAIM**

The ornamental design for a hearing aid tool, as shown and described.

**DESCRIPTION**

FIG. 1 is an isometric view of a hearing aid tool showing my new design;  
 FIG. 2 is a front elevational view thereof;  
 FIG. 3 is a rear elevational view thereof;  
 FIG. 4 is a left side elevational view thereof;  
 FIG. 5 is a right elevational view thereof;  
 FIG. 6 is a top plan view thereof; and,  
 FIG. 7 is a bottom plan view thereof.  
 The broken line shown in FIG. 1 is for the purpose of illustrating environmental structure and forms no part of the claimed design.

**1 Claim, 4 Drawing Sheets**



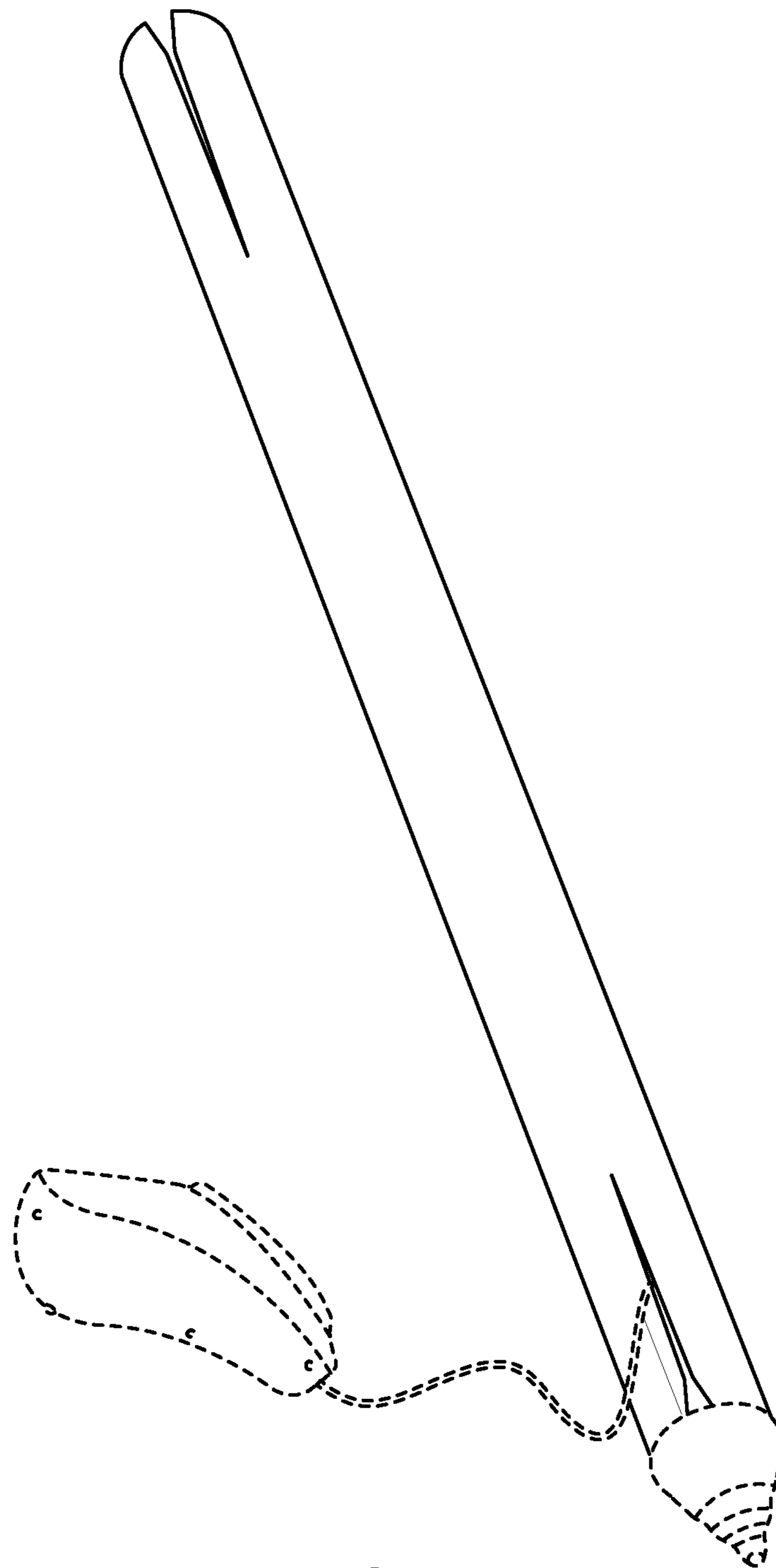


FIG. 1




FIG. 2




FIG. 3




FIG. 4

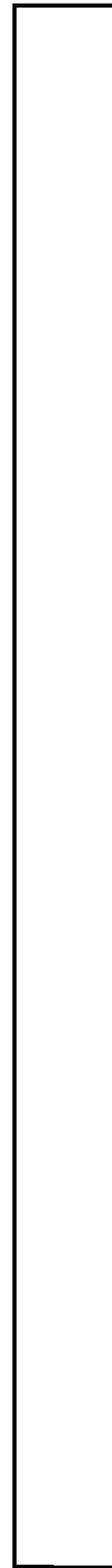


FIG. 5




FIG. 6




FIG. 7