



US00D938537S

(12) **United States Design Patent** (10) **Patent No.:** **US D938,537 S**
Kim (45) **Date of Patent:** **** Dec. 14, 2021**

(54) **GOLF CLUB GRIP**

(71) Applicant: **Chan Seok Kim**, Seoul (KR)

(72) Inventor: **Chan Seok Kim**, Seoul (KR)

(**) Term: **15 Years**

(21) Appl. No.: **29/712,513**

(22) Filed: **Nov. 8, 2019**

(30) **Foreign Application Priority Data**

Oct. 29, 2019 (KR) 30-2019-0051235

(51) **LOC (13) Cl.** **21-02**

(52) **U.S. Cl.**
USPC **D21/756**

(58) **Field of Classification Search**
USPC D21/756-759, 753; D8/80, 83, 94, 97,
D8/107, 300, 321
CPC A63B 60/06-60/34; A63B 60/00; A63B
60/46; A63B 59/60-59/80; A63B
49/00-49/14; A63B 53/14
See application file for complete search history.

(56) **References Cited**

U.S. PATENT DOCUMENTS

- 2,446,622 A * 8/1948 Turner A63B 60/14
69/21
- D254,926 S * 5/1980 Solheim D21/756
- D281,991 S * 12/1985 Solheim 16/DIG. 12
- D290,730 S * 7/1987 Solheim D21/756
- D315,006 S * 2/1991 Solheim D21/756
- D334,224 S * 3/1993 Downey D21/756
- D469,137 S * 1/2003 Huang D21/756

- D485,876 S * 1/2004 Andrews D21/725
- D529,973 S * 10/2006 Brookshire-Herr D21/757
- D597,622 S * 8/2009 Devaney D21/756
- D601,648 S * 10/2009 Comello, Jr. D21/725
- D606,137 S * 12/2009 Comello, Jr. D21/725
- D624,977 S * 10/2010 Comello, Jr. D21/725
- D654,972 S * 2/2012 Green D21/756
- D660,385 S * 5/2012 Gill D21/756
- D669,945 S * 10/2012 Russo D21/662
- D691,229 S * 10/2013 Parkinson D21/756
- D768,251 S * 10/2016 Giannatti D21/756

* cited by examiner

Primary Examiner — Mitchell I. Siegel
(74) *Attorney, Agent, or Firm* — Kile Park Reed & Houtteman PLLC

(57) **CLAIM**

I claim, the ornamental design for a golf club grip, as shown and described.

DESCRIPTION

FIG. 1 is an enlarged view of a portion of a golf club grip, showing my new design;
FIG. 2 is a rear view thereof;
FIG. 3 is a right side view thereof;
FIG. 4 is a top view thereof;
FIG. 5 is a reference view of a partial cross-sectional view taken along line 'A-A' in FIG. 1; and,
FIG. 6 is a reference perspective view showing how the golf club grip covers a golf club handle.
The broken lines shown in FIG. 6 are for the purpose of depicting a golf club of which handle is covered with the golf club grip and form no part of the claimed design.

1 Claim, 6 Drawing Sheets




FIG. 1




FIG. 2




FIG. 3

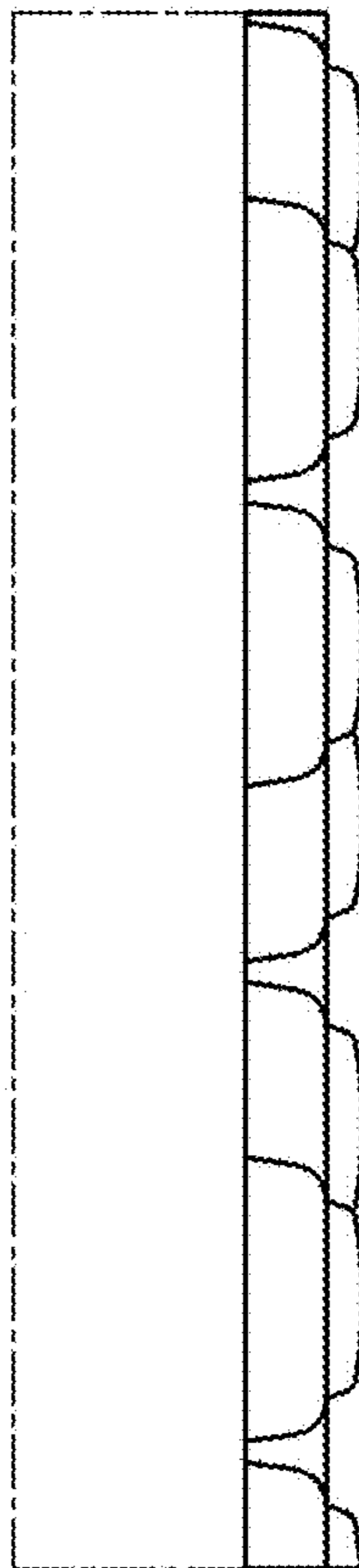


FIG. 4

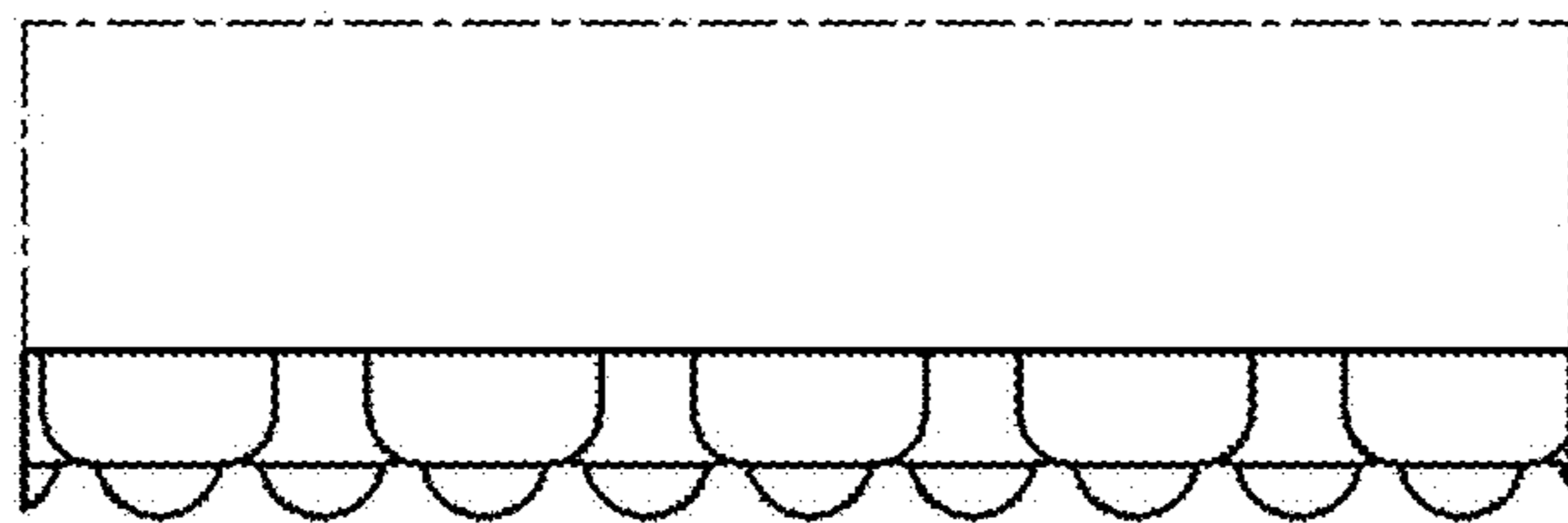


FIG. 5

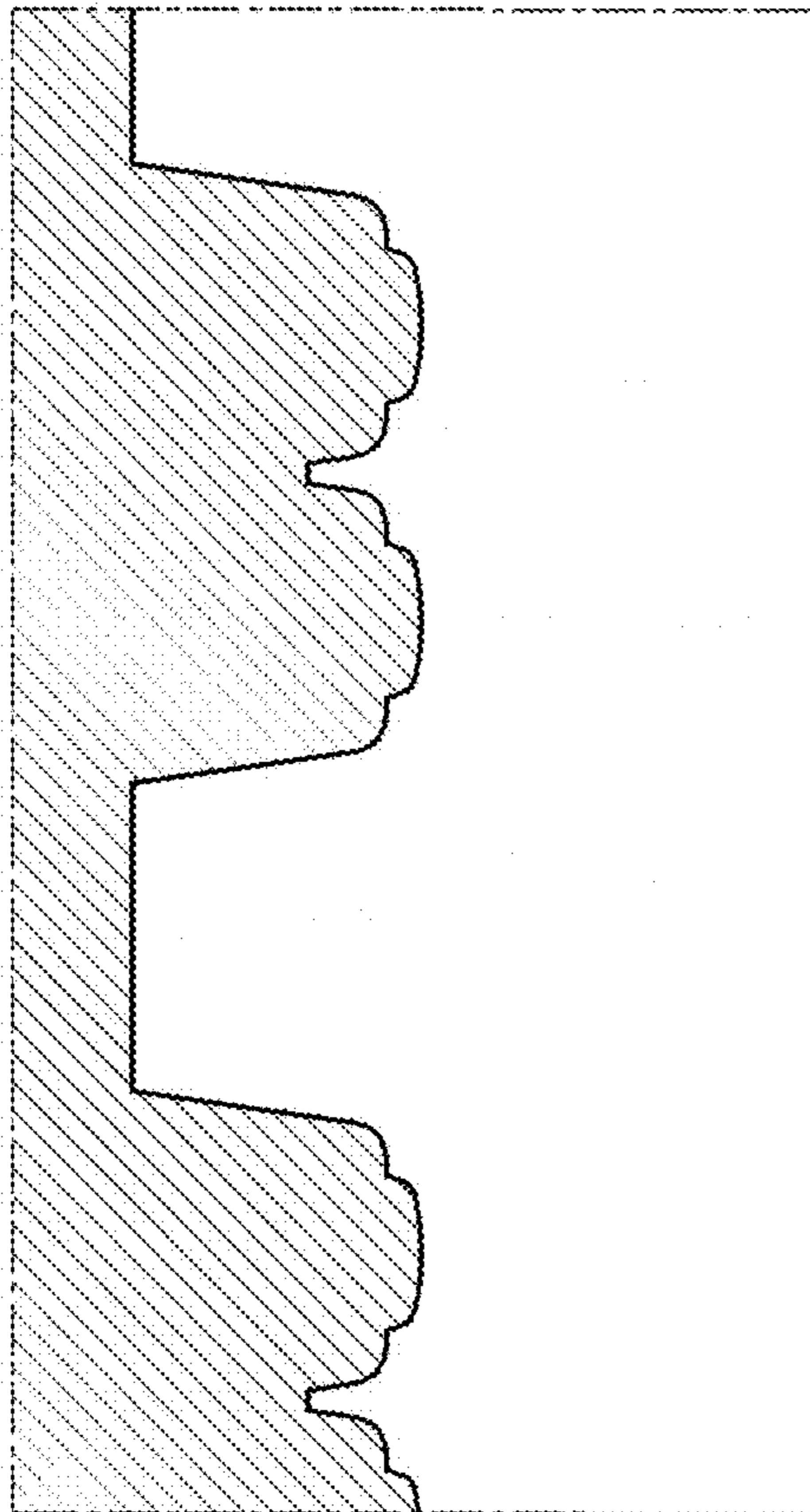


FIG. 6

