



US00D938536S

(12) **United States Design Patent** (10) **Patent No.:** **US D938,536 S**
Parsons et al. (45) **Date of Patent:** **** Dec. 14, 2021**

(54) **GOLF EQUIPMENT COVER** 3,548,908 A * 12/1970 Koetting A63B 60/62
150/160

(71) Applicant: **PARSONS XTREME GOLF, LLC,** D221,563 S * 8/1971 Bourgeois D21/754
Scottsdale, AZ (US) 3,821,976 A * 7/1974 Smith A63B 60/62
150/160

(72) Inventors: **Robert R. Parsons,** Scottsdale, AZ 3,861,434 A 1/1975 Harding
(US); **Duane E. Pacha,** Chandler, AZ 3,965,955 A 6/1976 Price
(US) D268,943 S * 5/1983 Miller D21/754
4,667,716 A * 5/1987 Solheim A63B 60/62
112/475.08

(73) Assignee: **Parsons Xtreme Golf, LLC,** D295,544 S * 5/1988 Rice D21/754
Scottsdale, AZ (US) 4,898,222 A 2/1990 Gaffney
5,704,475 A 1/1998 Jack

(**) Term: **15 Years** D432,193 S * 10/2000 Bradshaw D21/754
D443,009 S * 5/2001 Bernath D21/754
D443,667 S * 6/2001 Batista D21/754

(21) Appl. No.: **29/780,288** (Continued)

(22) Filed: **Apr. 23, 2021**

(51) **LOC (13) Cl.** **21-02**

(52) **U.S. Cl.**
USPC **D21/754**

(58) **Field of Classification Search**
USPC D21/754
CPC A63B 60/00; A63B 60/62; A63B 60/64;
A63B 71/0036
See application file for complete search history.

(56) **References Cited**

U.S. PATENT DOCUMENTS

D117,281 S * 10/1939 Lamkin D21/754
D131,372 S * 2/1942 Reed et al. D21/754
D131,383 S * 2/1942 Thelander D21/754
D150,052 S * 6/1948 Booxbaum D21/754
2,526,985 A * 10/1950 Whitehead A63B 60/62
150/160
2,532,195 A * 11/1950 Rosenow A63B 60/62
150/160
D179,591 S * 1/1957 Clark D21/754
D184,240 S * 1/1959 Noonan D21/754
D184,827 S * 4/1959 Mesinger D21/754
3,023,795 A * 3/1962 Denkert A63B 60/62
150/160

Primary Examiner — Mitchell I. Siegel

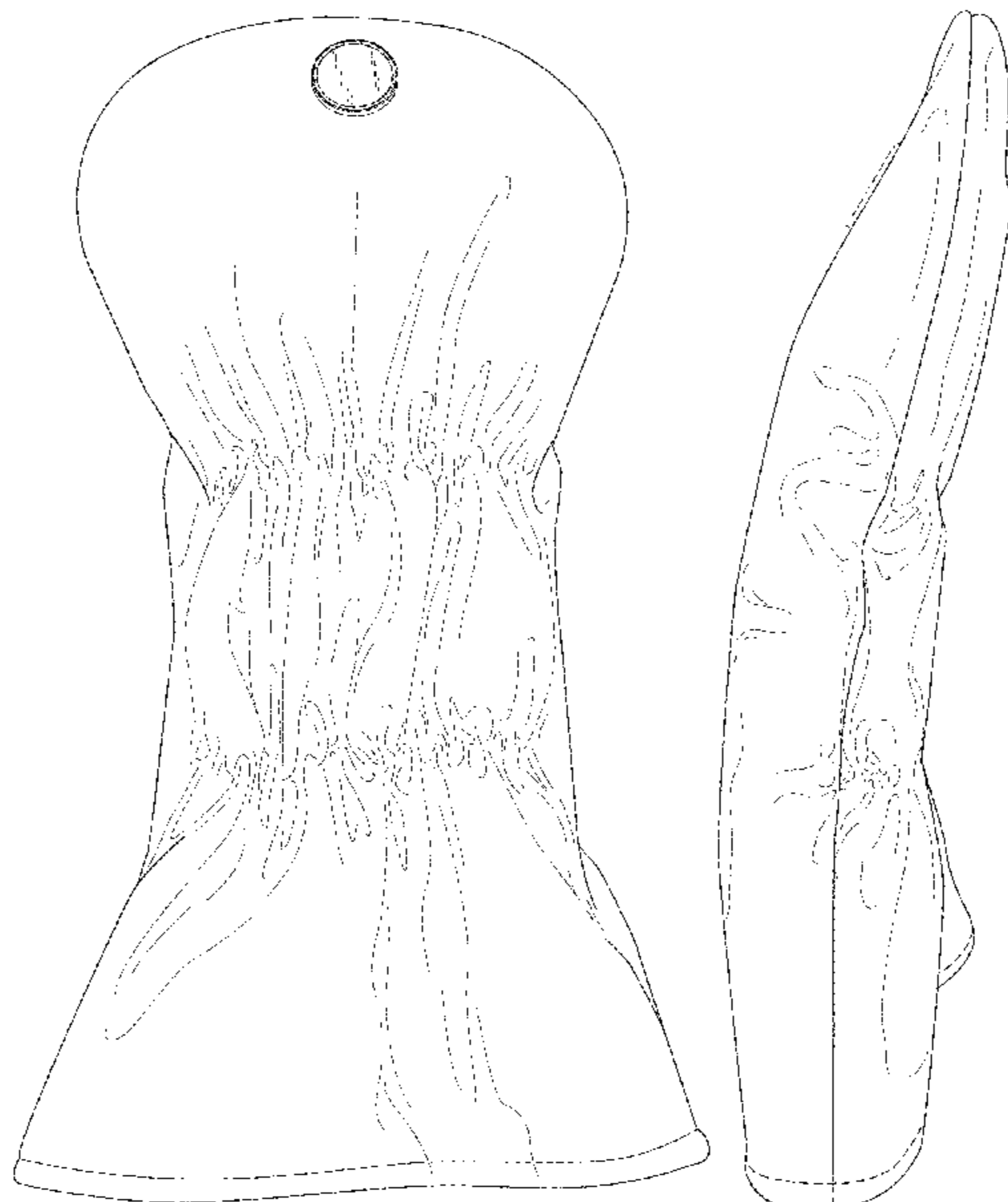
(57) **CLAIM**

The ornamental design for a golf equipment cover, as shown and described.

DESCRIPTION

FIG. 1 is a front elevational view of a golf equipment cover; FIG. 2 is a rear elevational view of the golf equipment cover of FIG. 1; FIG. 3 is a top view of the golf equipment cover of FIG. 1; FIG. 4 is a bottom view of the golf equipment cover of FIG. 1; FIG. 5 is a left side view of the golf equipment cover of FIG. 1; FIG. 6 is a right side view of the golf equipment cover of FIG. 1; and, FIG. 7 is an enlarged view of a top portion of the golf equipment cover of FIG. 2. The broken lines shown on the drawings form no part of the claimed design.

1 Claim, 7 Drawing Sheets



(56)

References Cited

U.S. PATENT DOCUMENTS

D445,864 S *	7/2001	McLoughlin	D21/754	D745,099 S *	12/2015	Harris	D21/754
6,321,805 B1 *	11/2001	Suggs	A63B 60/62 150/160	D767,064 S *	9/2016	Jertson	D21/754
D457,584 S *	5/2002	Butler	D21/754	D775,699 S *	1/2017	Jertson	D21/754
D469,491 S *	1/2003	Bradshaw	D21/754	9,604,109 B2	3/2017	Gaffney		
D509,553 S *	9/2005	Loomis	D21/754	9,610,484 B2	4/2017	Gaffney		
7,458,405 B1	12/2008	Gaffney			9,630,075 B1	4/2017	Wallace		
D595,795 S *	7/2009	Prichard	D21/754	9,675,858 B1 *	6/2017	Gaffney	A63B 60/64
D605,716 S *	12/2009	Cameron	D21/754	D796,607 S	9/2017	Gaffney		
7,686,049 B2 *	3/2010	Hwang	A63B 60/62 150/160	D797,874 S *	9/2017	Fox	A63B 71/0036 D21/754
7,699,083 B1	4/2010	Kim			D803,335 S *	11/2017	Lee	D21/754
D624,618 S	9/2010	Gaffney			D809,078 S *	1/2018	Jertson	D21/754
D624,619 S	9/2010	Gaffney			D820,930 S	6/2018	Gaffney et al.		
D624,980 S	10/2010	Gaffney			10,086,247 B1	10/2018	Gaffney		
8,011,402 B1	9/2011	Gaffney			D837,319 S	1/2019	Gaffney et al.		
D650,027 S *	12/2011	Gaffney	D21/754	10,369,443 B2	8/2019	Gaffney		
D667,519 S *	9/2012	Gaffney	D21/754	10,537,776 B2	1/2020	Gaffney		
8,276,627 B2	10/2012	Gaffney			2001/0035243 A1	11/2001	Choe		
D698,404 S *	1/2014	Cameron	D21/754	2006/0054258 A1	3/2006	Lamparello et al.		
D710,960 S	8/2014	Gaffney			2007/0015607 A1	1/2007	Hot		
D715,389 S *	10/2014	Harris	D21/754	2007/0261976 A1	11/2007	Anderson		
8,905,094 B2	12/2014	Gaffney			2008/0105343 A1 *	5/2008	Noyes	A63B 60/62 150/160
D737,914 S *	9/2015	Cameron	D21/754	2010/0051151 A1	3/2010	Chen		
					2011/0265922 A1	11/2011	Gaffney		
					2013/0213538 A1	8/2013	Gaffney		

* cited by examiner



FIG. 1

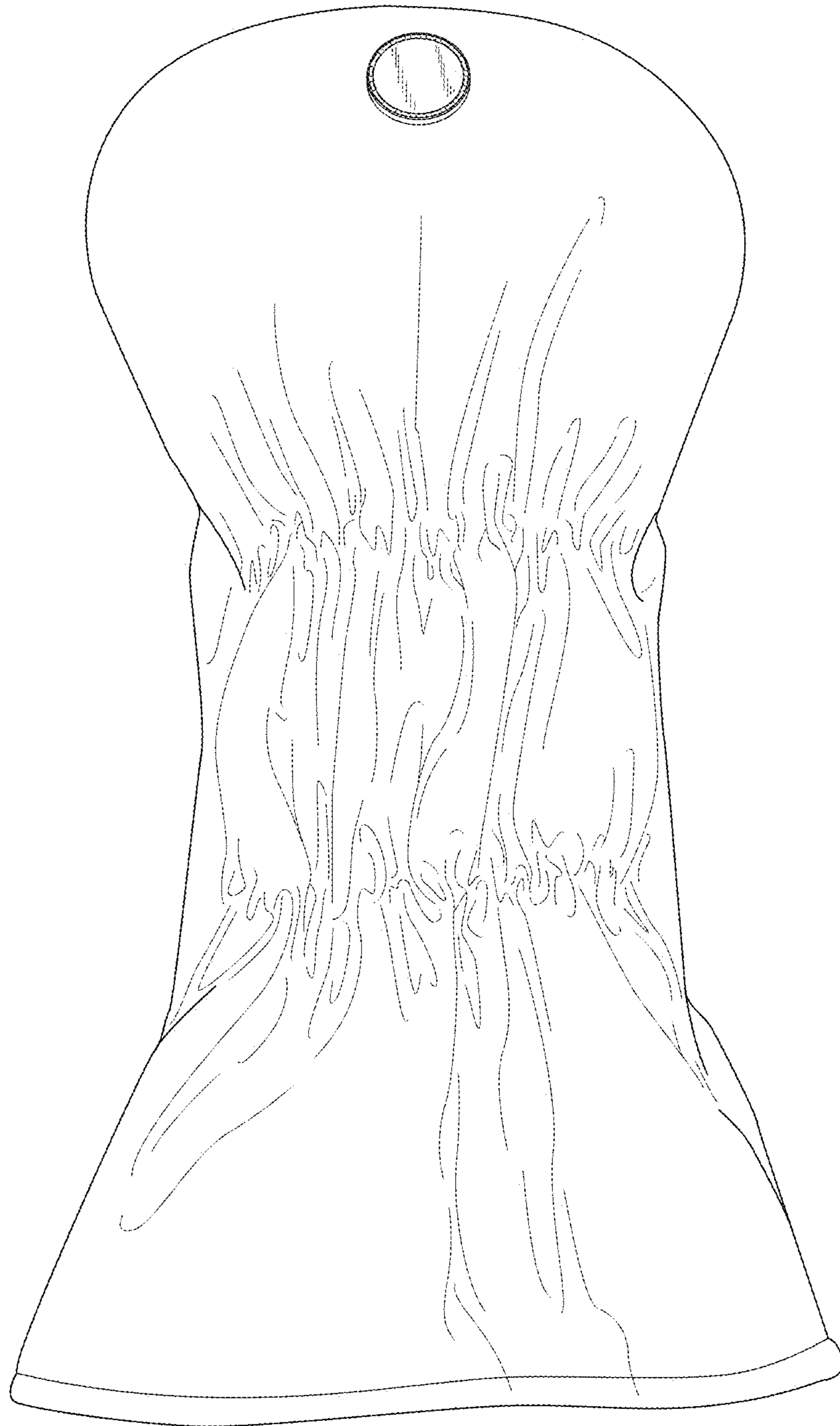


FIG. 2

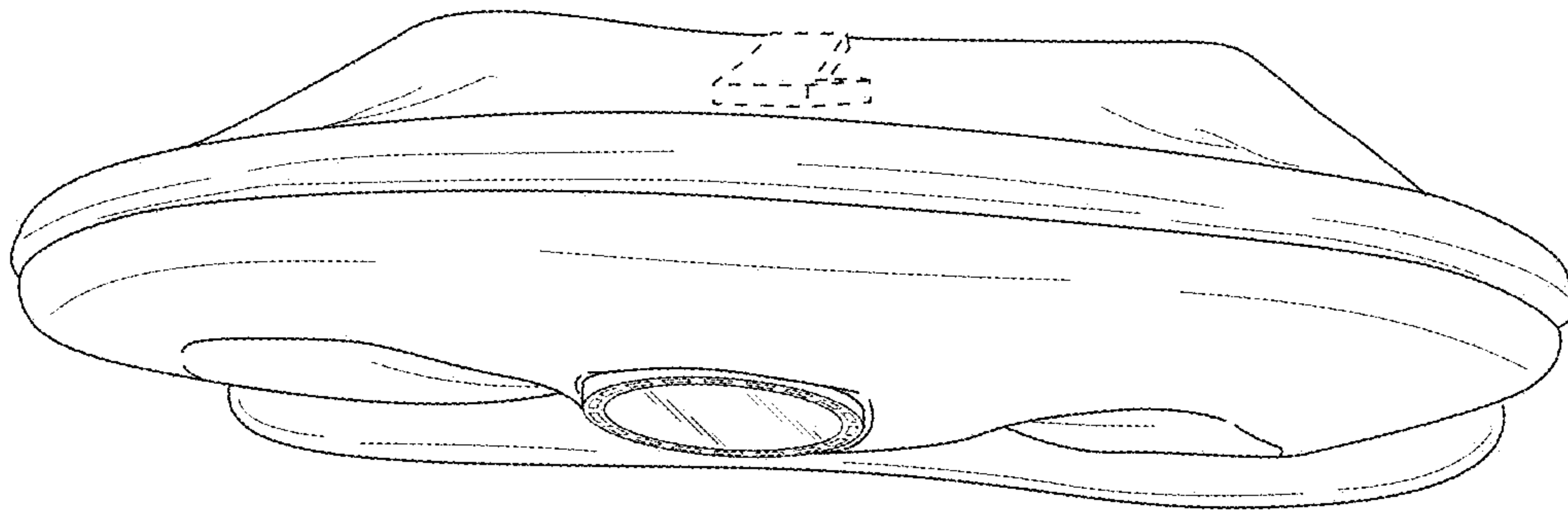


FIG. 3

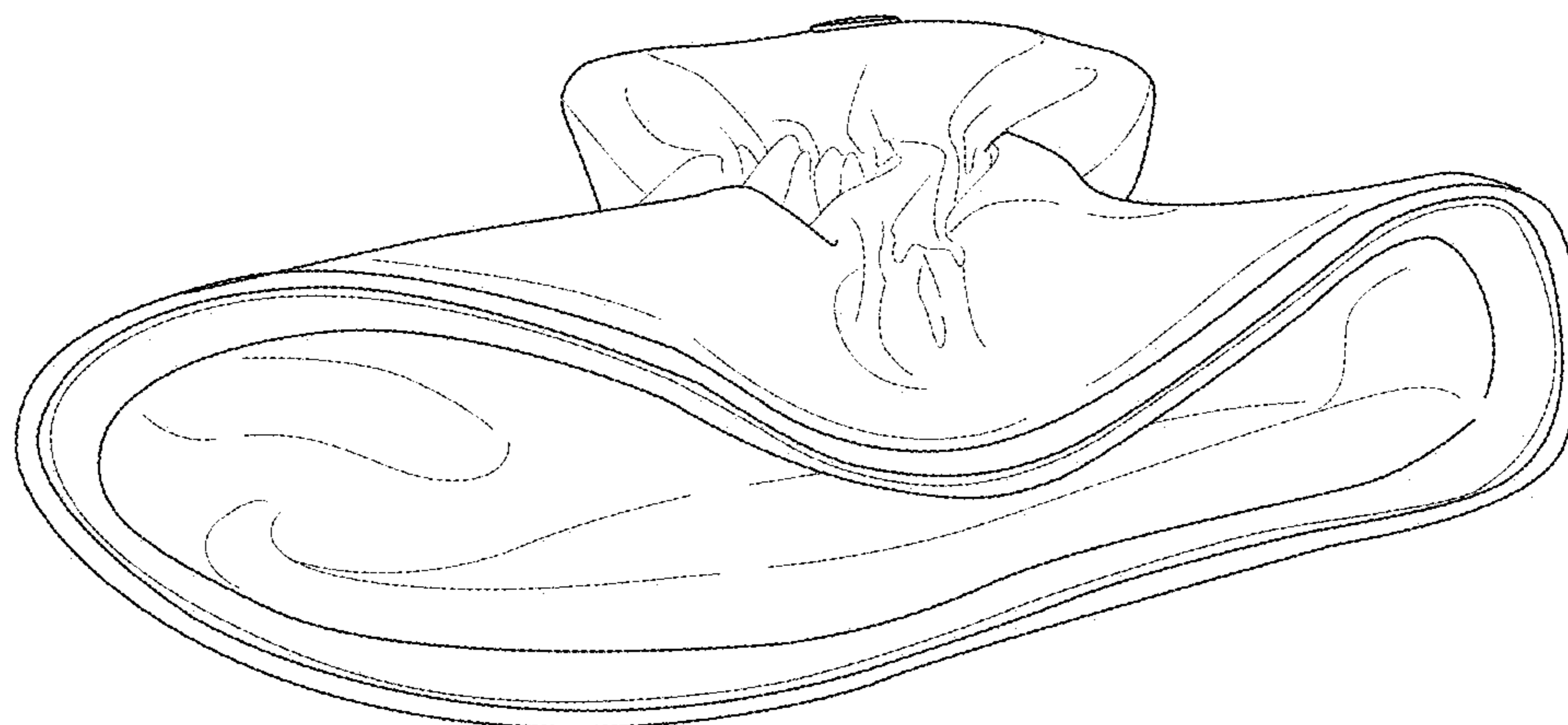


FIG. 4

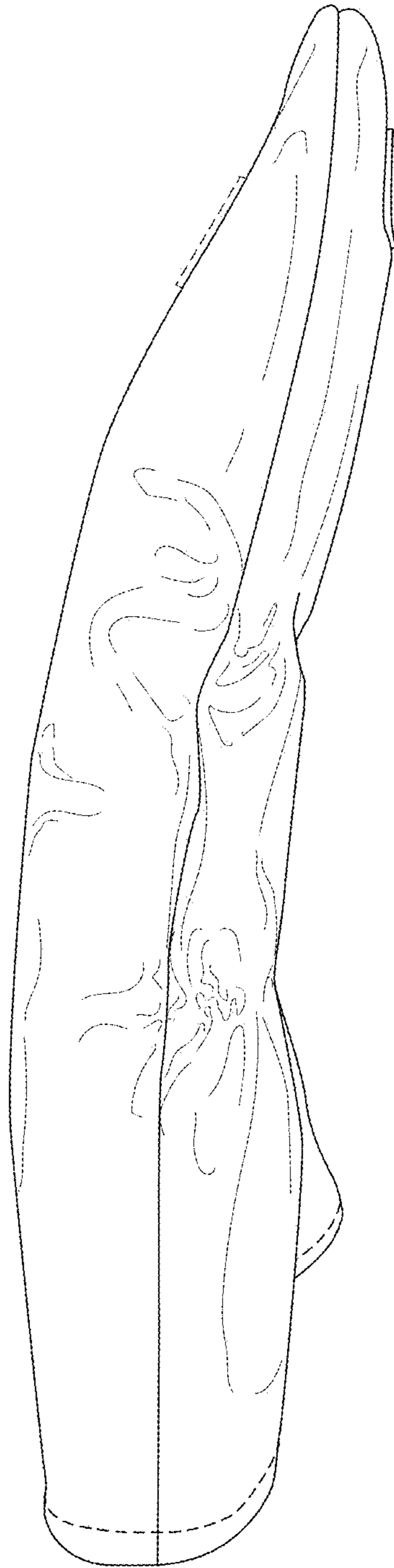


FIG. 5



FIG. 6

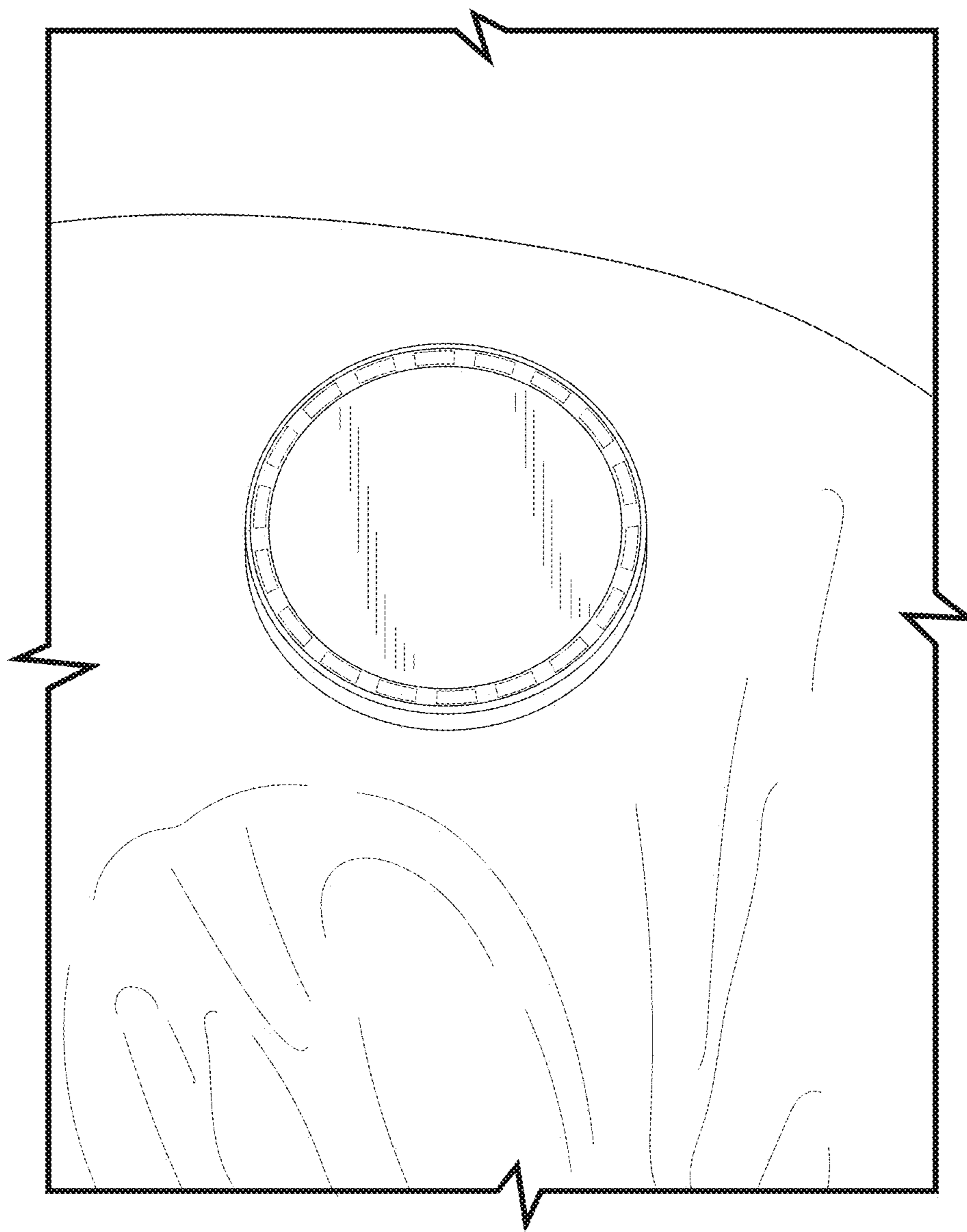


FIG. 7