



US00D938525S

(12) **United States Design Patent**
Orozco

(10) **Patent No.:** **US D938,525 S**

(45) **Date of Patent:** **** Dec. 14, 2021**

(54) **EGG TOY**

(71) Applicant: **UCC Distributing, Inc.**

(72) Inventor: **John Orozco**, Vista, CA (US)

(**) Term: **15 Years**

(21) Appl. No.: **29/692,266**

(22) Filed: **May 23, 2019**

(51) **LOC (13) Cl.** **21-01**

(52) **U.S. Cl.**

USPC **D21/398**; D21/597

(58) **Field of Classification Search**

USPC D21/398, 405, 406, 455, 460, 461, 468,
D21/473, 483, 484, 487, 493, 498, 502,
D21/503, 597, 599, 707, 714; D9/643,
D9/504, 519–521, 529, 414, 418, 428;
D11/121, 125, 127, 145, 157, 158;
D30/102–104, 160; 446/73–76, 267, 396;
D19/97; 40/406, 409; 428/11, 13, 16
CPC A63H 3/005; A63H 3/26; A63H 23/10;
A63H 33/42; B65D 81/365; G09F
2019/081; G09F 19/02; G09F 19/08;
G09F 2019/083–088; B43M 9/00; B44C
5/06

See application file for complete search history.

(56) **References Cited**

U.S. PATENT DOCUMENTS

1,337,758 A * 4/1920 De Costa A63H 23/10
446/153
RE16,246 E * 1/1926 Culp A63F 7/048
273/145 R
1,660,252 A * 2/1928 Buttigieg A63H 29/04
446/437
2,115,986 A * 5/1938 Da Costa A63J 15/00
446/219
2,554,516 A * 5/1951 Anthony A63H 15/06
446/325
2,773,175 A * 12/1956 Levy A01K 63/003
362/124

2,815,439 A * 12/1957 Plubell B44C 5/06
40/540
2,998,896 A * 9/1961 Miller B65D 11/02
220/4.26
D274,070 S * 5/1984 Ma D21/599
D314,598 S * 2/1991 Capper D21/468
5,189,821 A * 3/1993 Lee G09F 19/02
40/406

(Continued)

FOREIGN PATENT DOCUMENTS

CN 301230190 * 5/2010
EP 1787780 A1 * 5/2007 B29C 41/34

OTHER PUBLICATIONS

Putars Cute Creative Transparent Egg shown on webpage: <<https://www.amazon.com/Putars-Creative-Transparent-Squeeze-Reliever/dp/B0757YQGLJ>> Product availability date: Mar. 31, 2017 [Accessed Apr. 10, 2021] (Year: 2021).*

(Continued)

Primary Examiner — Catherine A Tuttle
(74) *Attorney, Agent, or Firm* — Buche & Associates,
P.C.; John K. Buche; Bryce A. Johnson

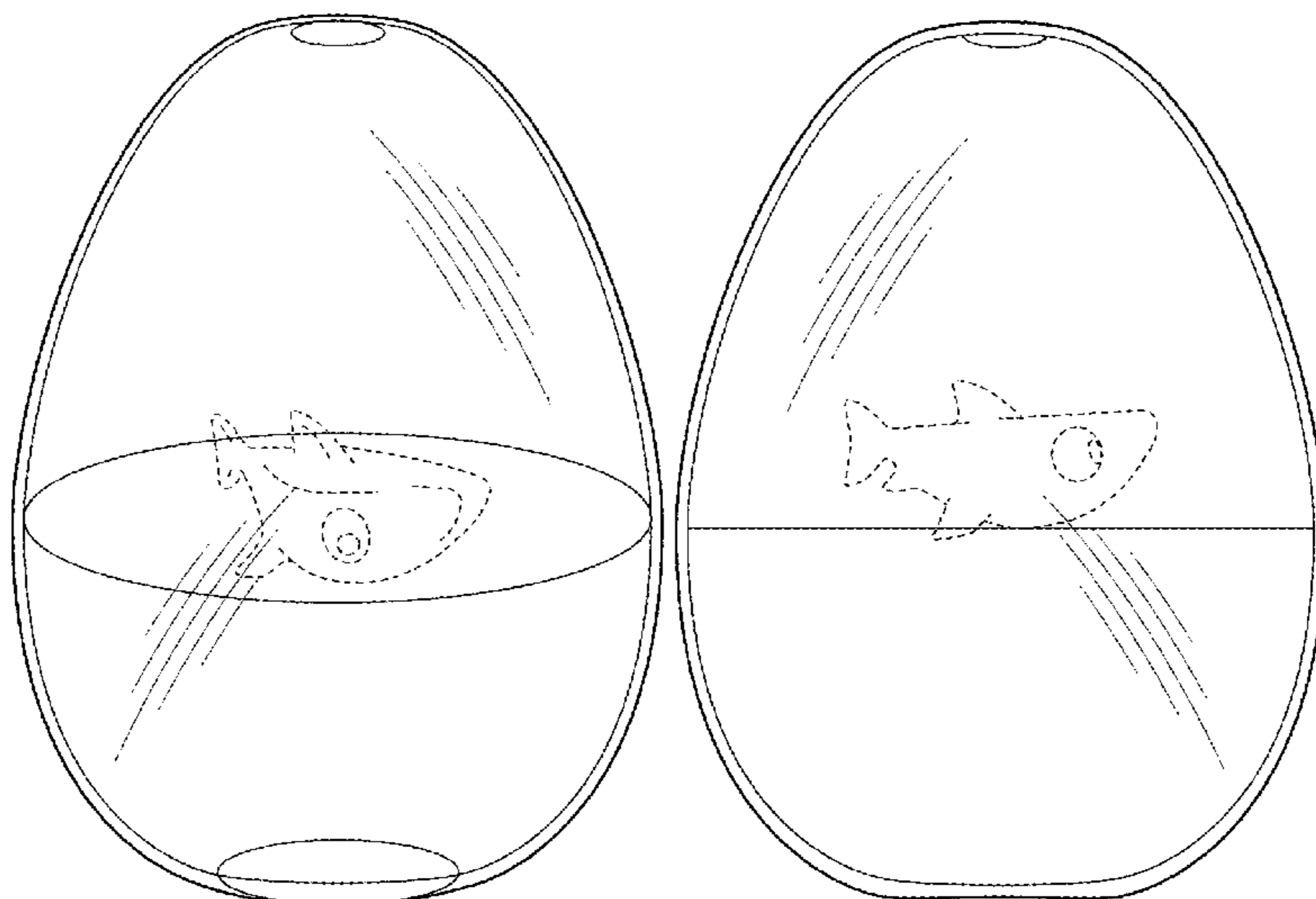
(57) **CLAIM**

I claim the ornamental design for an egg toy, as shown and described.

DESCRIPTION

FIG. 1 is a perspective view of the egg toy;
FIG. 2 is a front view thereof;
FIG. 3 is a back view thereof;
FIG. 4 is a left side view thereof;
FIG. 5 is a right side view thereof;
FIG. 6 is a top view thereof; and,
FIG. 7 is a bottom view thereof.
Broken lines depict a portion of the egg toy that forms no part of the claimed design.

1 Claim, 4 Drawing Sheets



(56)

References Cited

U.S. PATENT DOCUMENTS

5,332,605 A * 7/1994 DeLamar A63H 33/00
428/15
5,603,176 A * 2/1997 Eddins G09F 19/08
40/406
6,165,041 A * 12/2000 Lin A63H 23/08
40/409
6,167,841 B1 * 1/2001 Ho A01K 15/025
119/61.54
6,206,536 B1 * 3/2001 Lin F21S 6/002
362/101
6,261,146 B1 * 7/2001 Spector A63H 3/02
446/385
D447,523 S * 9/2001 Christianson D21/460
6,318,010 B1 * 11/2001 Tsai G09F 19/08
40/406
6,380,926 B1 * 4/2002 Ho A47G 19/2227
345/156
6,386,941 B1 * 5/2002 Lin G09F 19/02
40/406
D478,681 S * 8/2003 Newcomb D26/94
D680,439 S * 4/2013 Reetz D9/643
D737,136 S * 8/2015 Lam D9/643
D788,586 S * 6/2017 Molinari D9/504
D849,844 S * 5/2019 Charbonneau D21/398

D881,064 S * 4/2020 Ozmeral D11/163
2002/0033397 A1 * 3/2002 Henson B65D 81/365
220/603
2005/0272343 A1 * 12/2005 Lee B44C 5/005
446/71
2007/0173170 A1 * 7/2007 Wu A63H 23/10
446/153
2014/0138273 A1 * 5/2014 Glass A45C 11/182
206/457
2014/0273710 A1 * 9/2014 Heit A63H 37/00
446/71
2015/0210432 A1 * 7/2015 Lam B65D 25/04
206/459.5
2017/0106298 A1 * 4/2017 Mcdonald A63H 3/36

OTHER PUBLICATIONS

Lealoo Oeuf en Plastique Transparent shown on webpage: <<https://www.amazon.fr/Lealoo%C2%AE-Plastique-Transparent-S%C3%A9parable-Contenant/dp/B078HD9QN1>> Product availability date: Dec. 19, 2017 [Accessed Apr. 9, 2021] (Year: 2021).*
Amosfun 10pcs Transparent Easter Balls shown on webpage: <<https://www.amazon.fr/Amosfun-Transparente-d%C3%A9coration-Plastique-Bricolage/dp/B07NW1F8QQ>> Product Availability date: Feb. 19, 2019 [Accessed Apr. 9, 2021] (Year: 2021).*

* cited by examiner

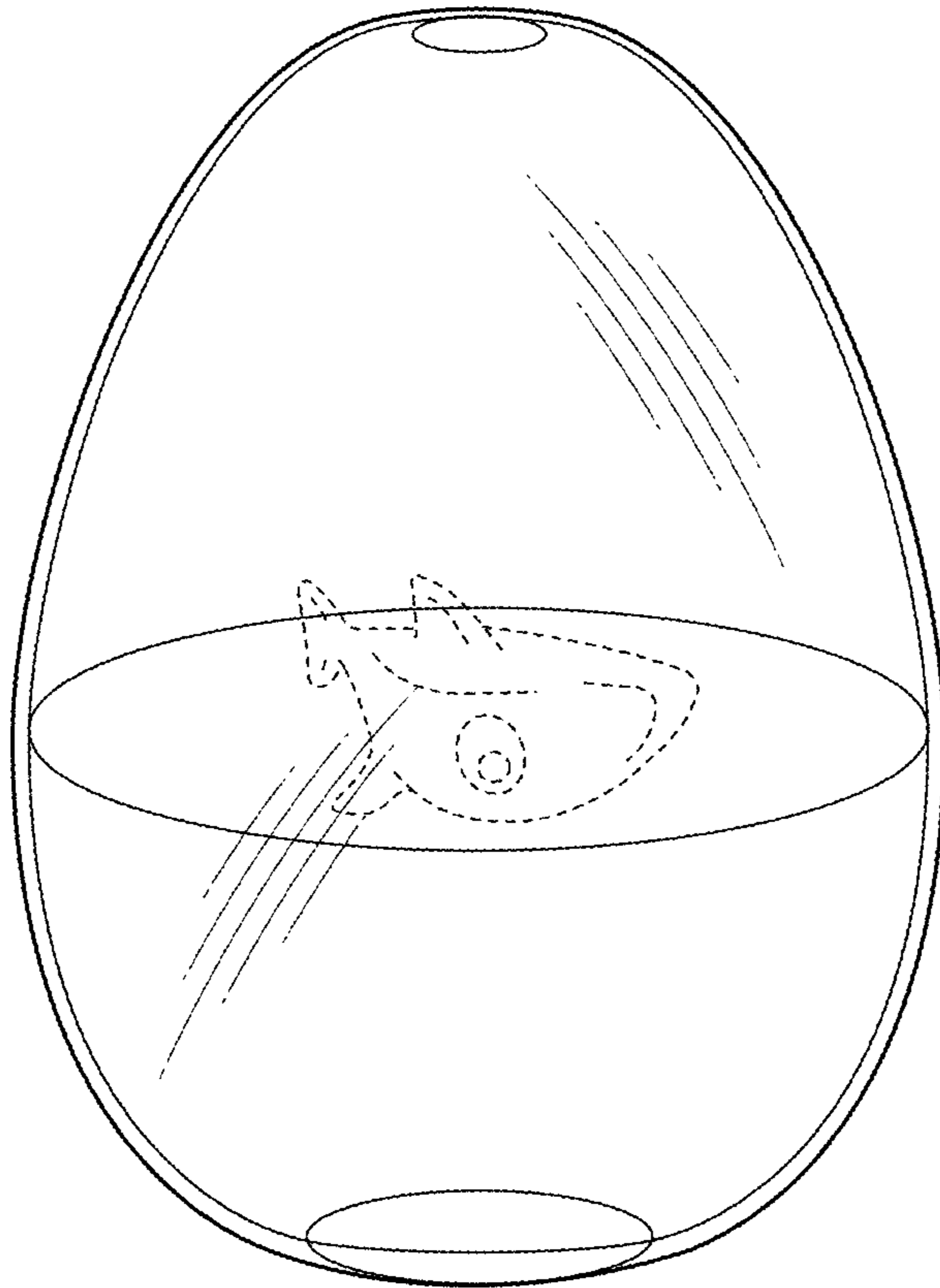


FIG. 1

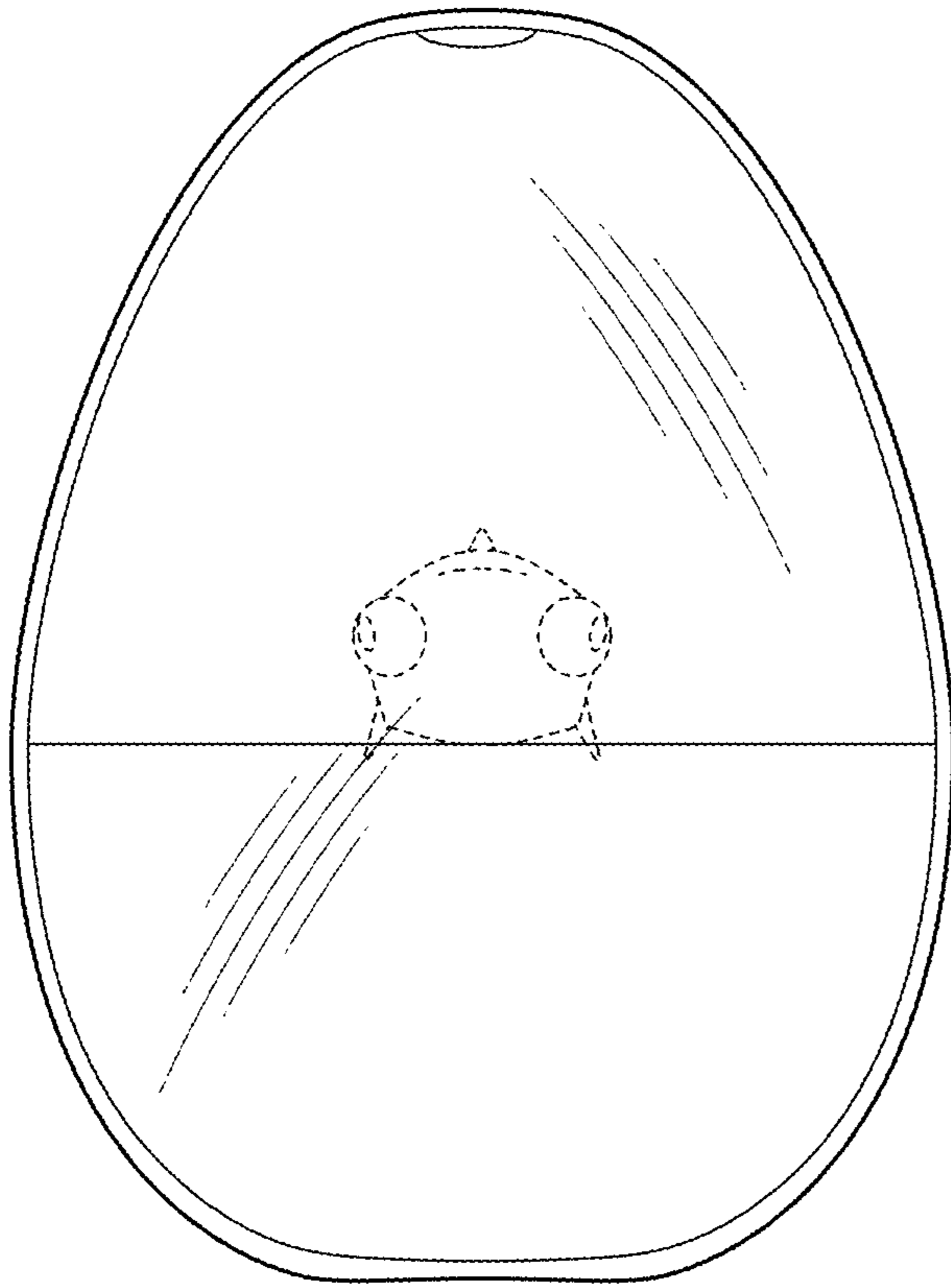


FIG. 2

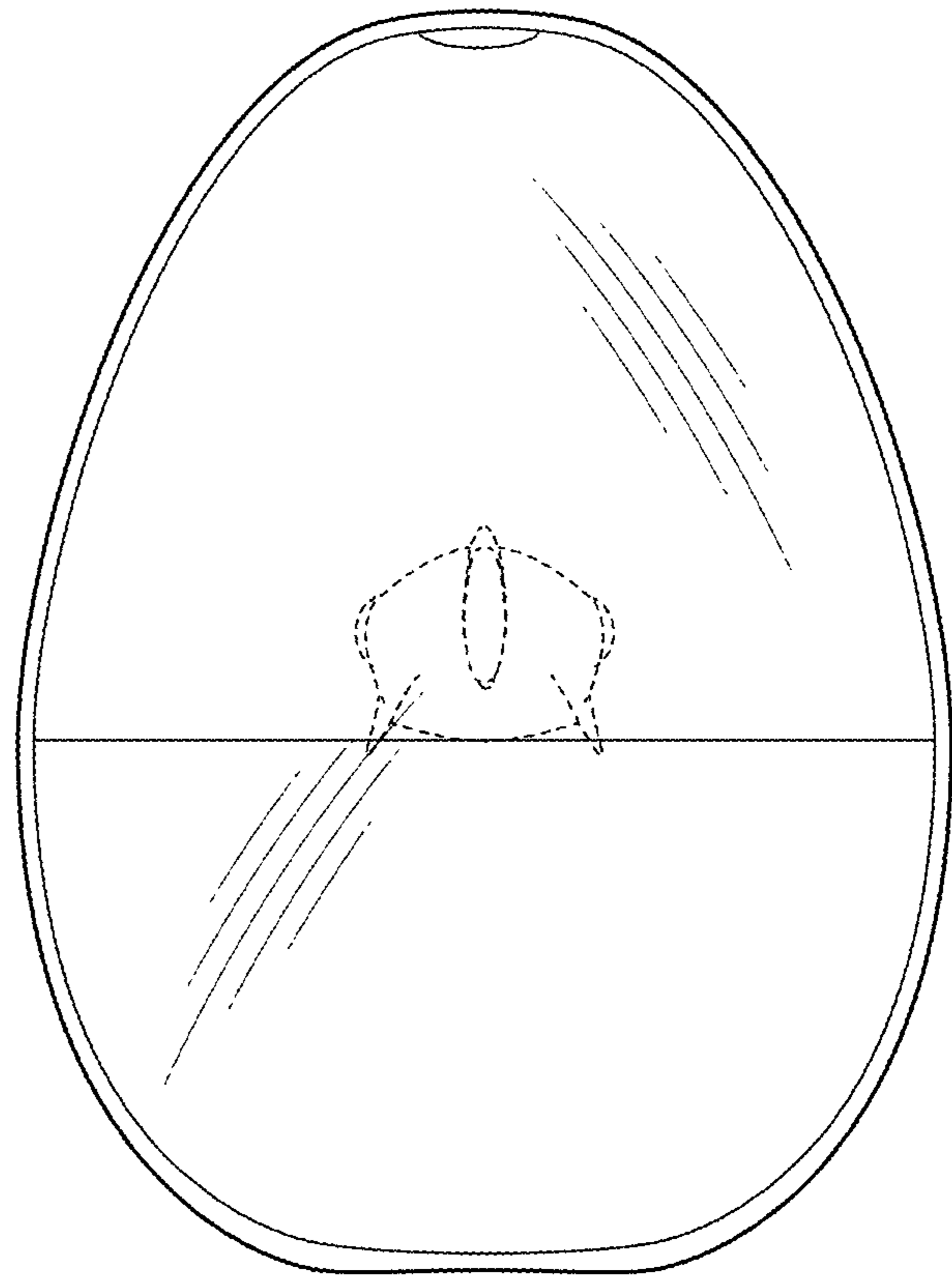


FIG. 3

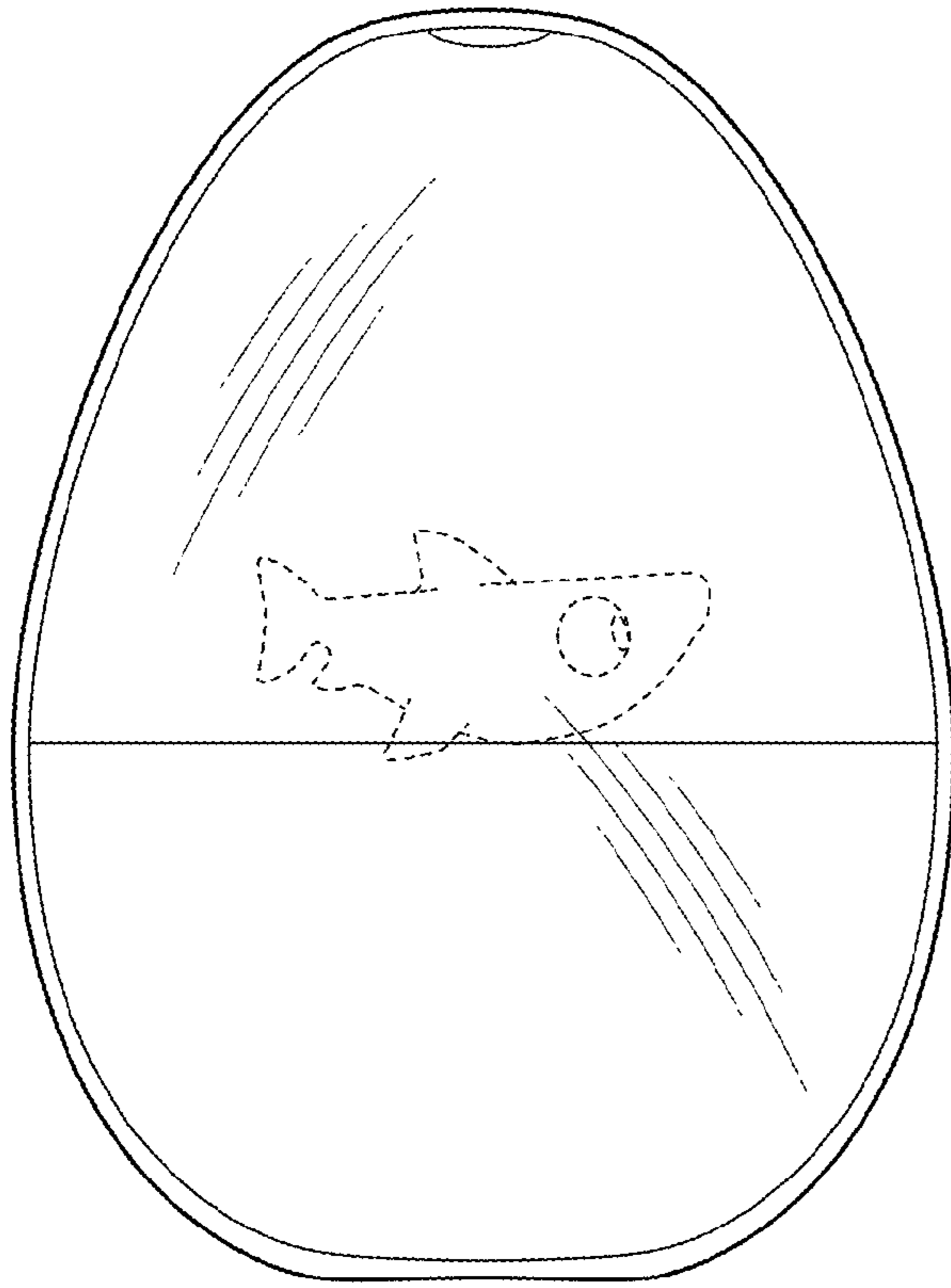


FIG. 4

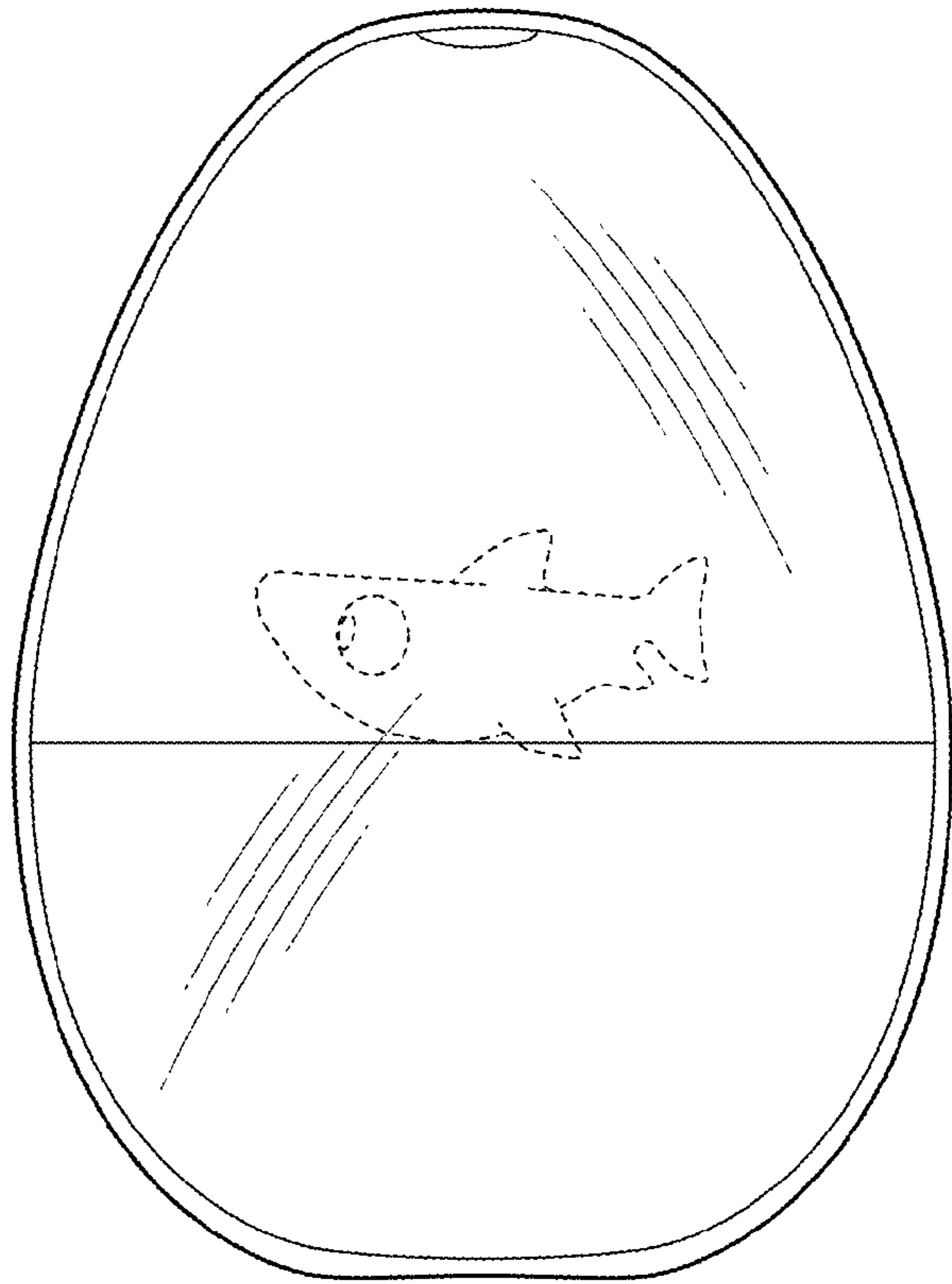


FIG. 5

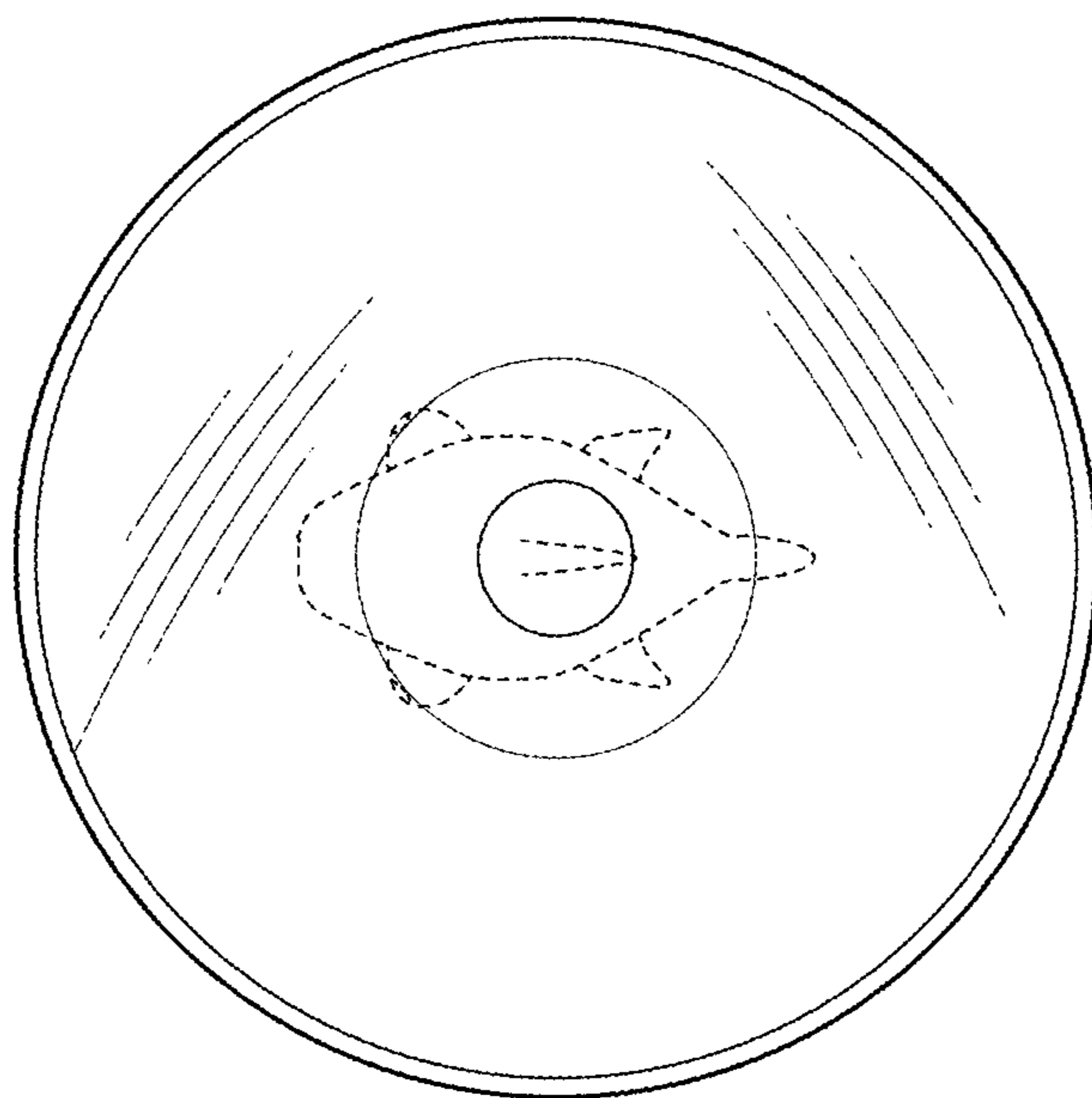


FIG. 6

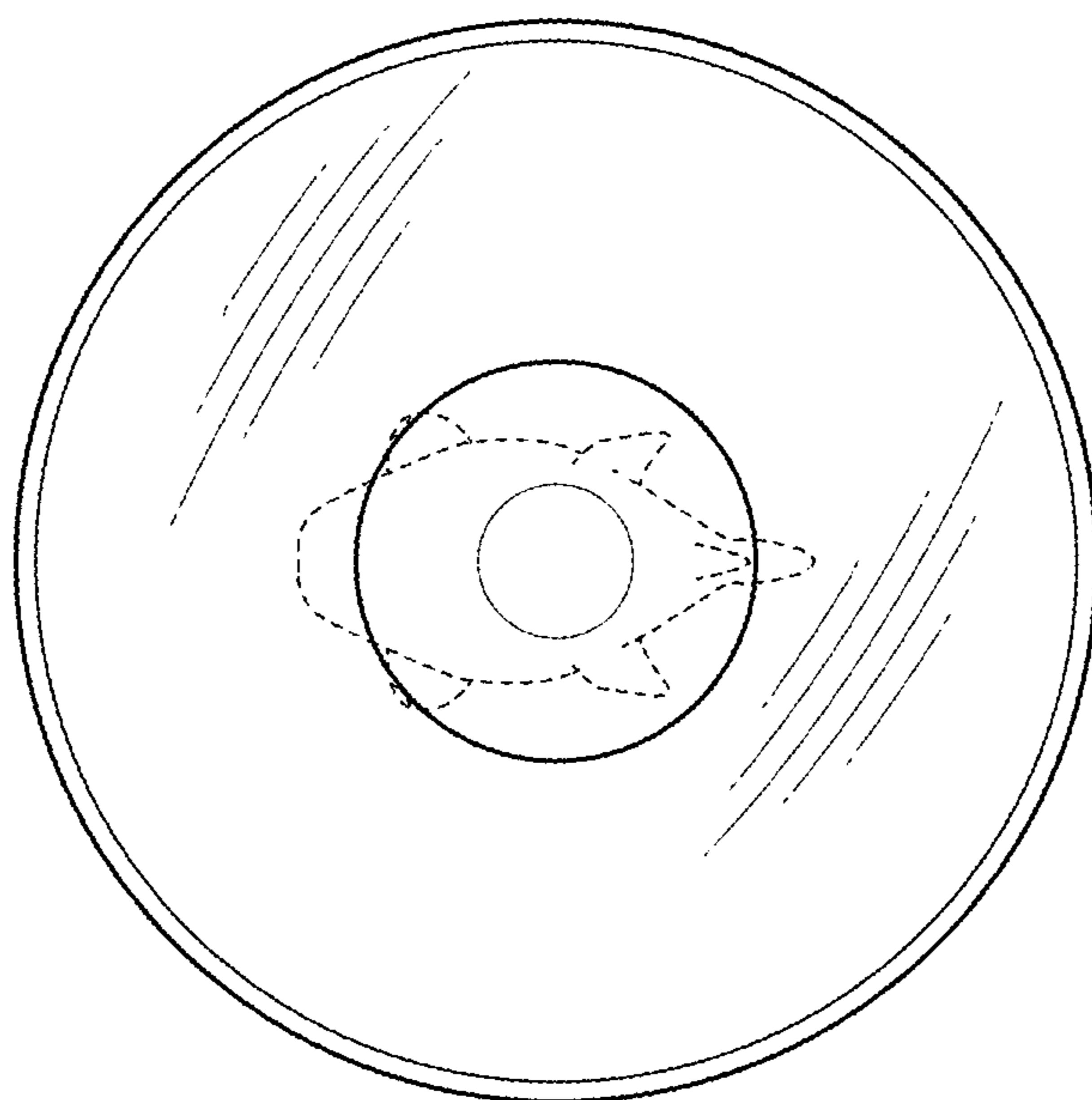


FIG. 7