



US00D938523S

(12) **United States Design Patent** (10) **Patent No.:** **US D938,523 S**  
**Xu** (45) **Date of Patent:** **\*\* Dec. 14, 2021**

(54) **OPEN NEON SIGN**  
(71) Applicant: **Tianlong Xu**, Zhejiang (CN)  
(72) Inventor: **Tianlong Xu**, Zhejiang (CN)  
(\*\*) Term: **15 Years**  
(21) Appl. No.: **29/731,257**  
(22) Filed: **Apr. 14, 2020**  
(51) **LOC (13) Cl.** ..... **20-02**  
(52) **U.S. Cl.**  
USPC ..... **D20/42**  
(58) **Field of Classification Search**  
USPC ..... D20/10, 11, 19, 22, 23, 26, 27, 28, 29,  
D20/39, 41, 42, 43, 99  
CPC ..... G09F 13/20; G09F 13/08; G09F 13/04;  
G09F 13/00; G09F 19/10; G09F 19/00;  
G09F 19/02  
See application file for complete search history.

(56) **References Cited**  
U.S. PATENT DOCUMENTS  
D456,850 S \* 5/2002 Fallon ..... D20/10  
D460,490 S \* 7/2002 Fallon ..... D20/10  
D461,846 S \* 8/2002 Fallon ..... D20/10  
D477,032 S \* 7/2003 Fallon ..... D20/10  
D544,038 S \* 6/2007 Kaoh ..... D20/10  
D545,907 S \* 7/2007 Nelson ..... D20/10

D545,909 S \* 7/2007 Jacobs ..... D20/42  
D591,797 S \* 5/2009 Donnelly ..... D20/42  
D599,410 S \* 9/2009 Kaoh ..... D20/42  
D599,411 S \* 9/2009 Kaoh ..... D20/42  
D608,834 S \* 1/2010 Donnelly ..... D20/42  
D613,340 S \* 4/2010 Donnelly ..... D20/42  
D641,425 S \* 7/2011 Smith ..... D20/42  
D651,656 S \* 1/2012 Smith ..... D20/42  
D680,593 S \* 4/2013 Kaoh ..... D20/42  
D687,897 S \* 8/2013 Smith ..... D20/42  
D724,673 S \* 3/2015 Li ..... D20/42  
9,626,883 B2 \* 4/2017 Maynard ..... G08B 21/18  
2019/0244551 A1 \* 8/2019 Chiang ..... G09F 13/22

\* cited by examiner

*Primary Examiner* — Mary Ann Calabrese  
*Assistant Examiner* — Catherine Ho


(57) **CLAIM**

I claim the ornamental design for an open neon sign, as shown and described.

**DESCRIPTION**

FIG. 1 is a perspective view of an open neon sign, showing my new design;  
FIG. 2 is a front elevation view thereof;  
FIG. 3 is a rear elevation view thereof;  
FIG. 4 is a left side elevation view thereof;  
FIG. 5 is a right side elevation view thereof;  
FIG. 6 is a top plan view thereof; and,  
FIG. 7 is a bottom plan view thereof.

**1 Claim, 7 Drawing Sheets**



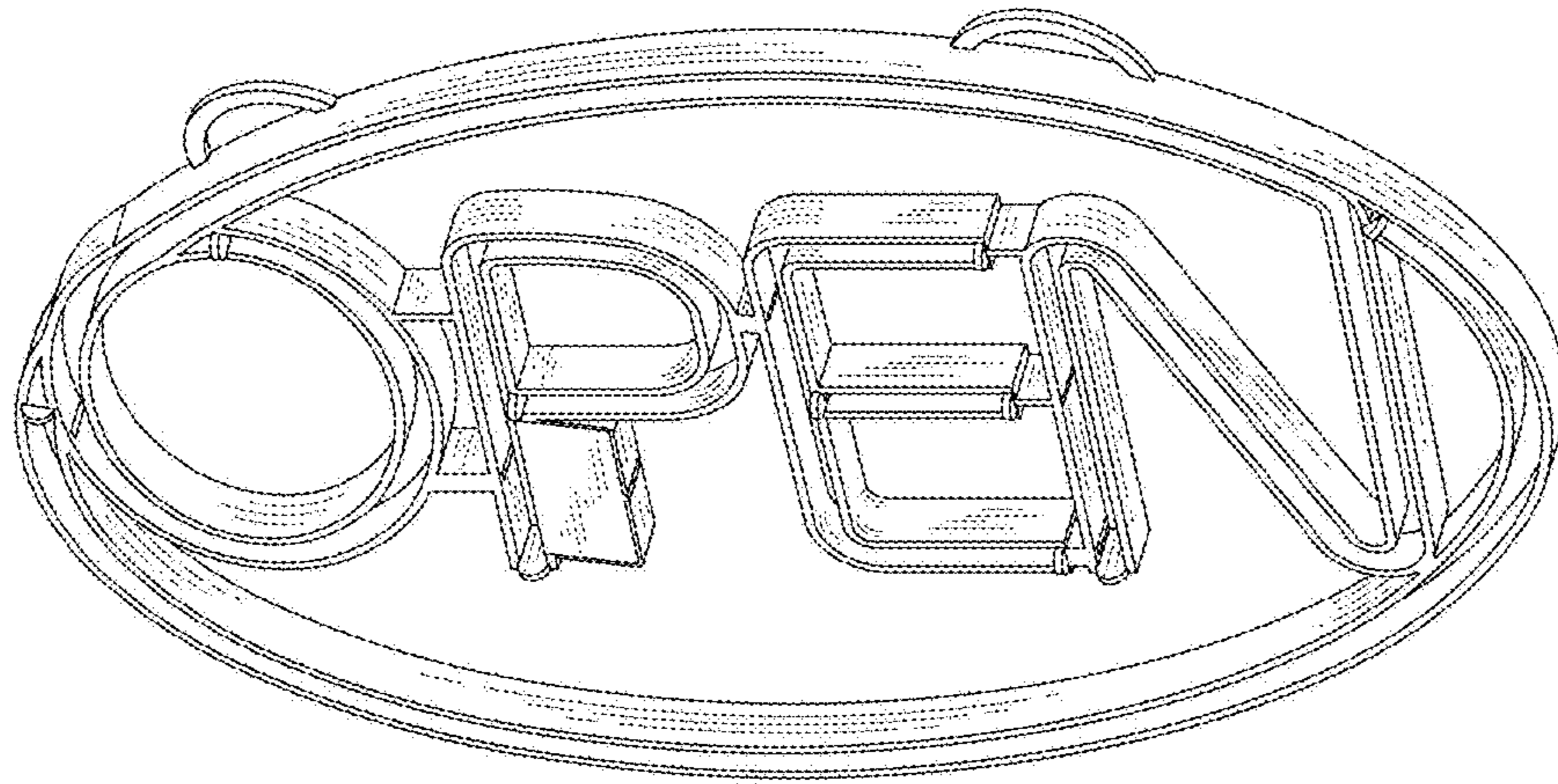


FIG.1




FIG.2

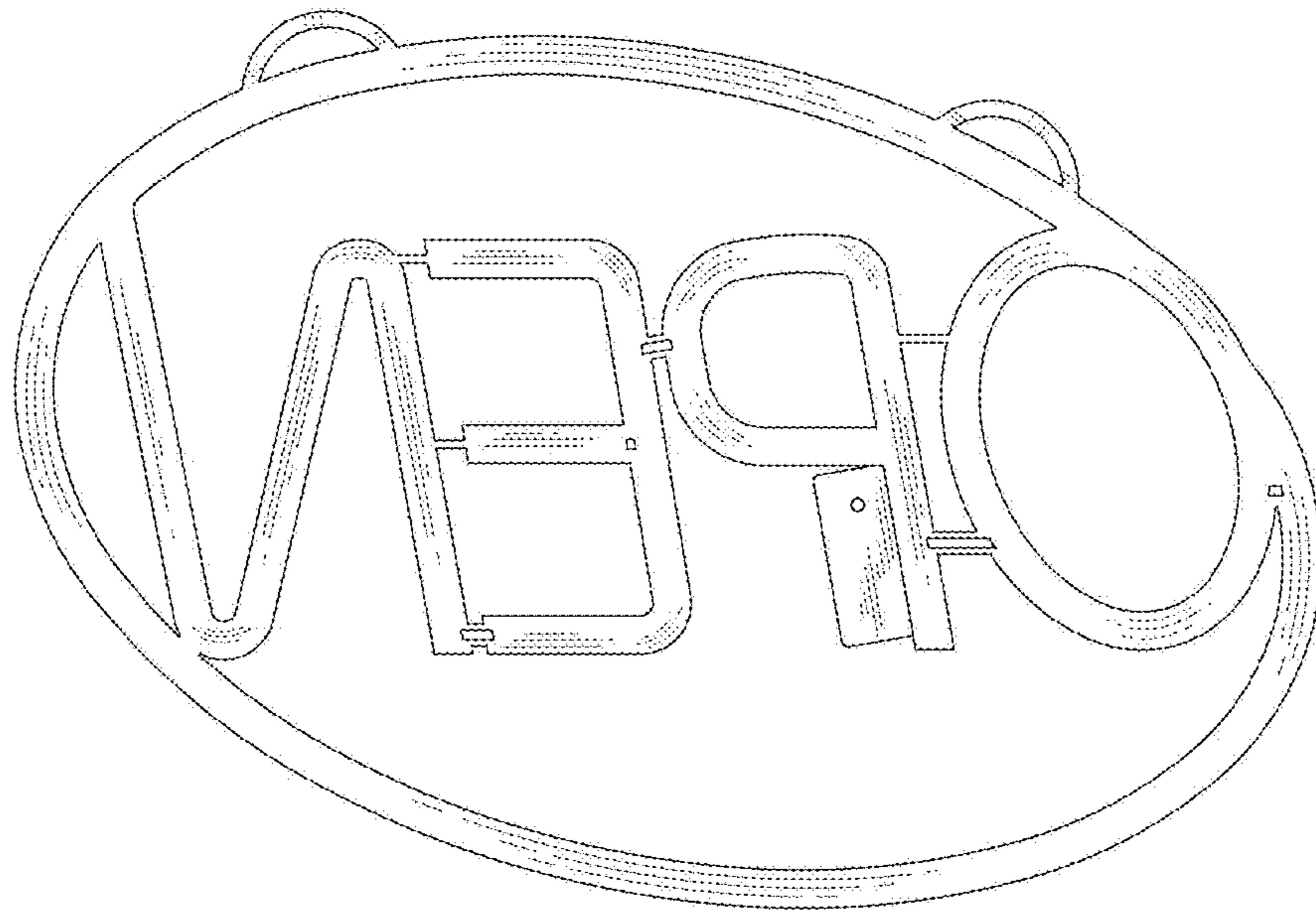


FIG.3



FIG.4

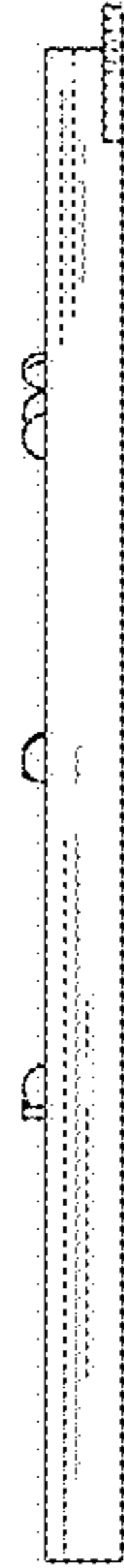


FIG.5




FIG.6

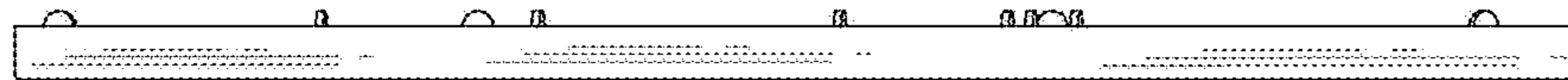


FIG. 7