



US00D938515S

(12) **United States Design Patent** (10) **Patent No.:** **US D938,515 S**
Gamboa et al. (45) **Date of Patent:** **** Dec. 14, 2021**

(54) **FINANCIAL SERVICES CARD**

Primary Examiner — Abraham Bahta

(71) Applicant: **United Services Automobile Association (USAA)**, San Antonio, TX (US)

(74) *Attorney, Agent, or Firm* — Fish & Richardson P.C.

(72) Inventors: **Marco Antonio Gamboa**, San Antonio, TX (US); **Ronald Richard Watkins**, Boerne, TX (US); **Patrick Sturdivant**, San Antonio, TX (US); **Martha Rodriguez Hathorn**, San Antonio, TX (US); **Stephen Adam Cone**, Boerne, TX (US); **Rhealyn Nicole Yanta**, Poth, TX (US)

(57) **CLAIM**

The ornamental design for a financial services card, as shown and described.

(73) Assignee: **United Services Automobile Association (USAA)**, San Antonio, TX (US)

DESCRIPTION

(**) Term: **15 Years**

(21) Appl. No.: **29/736,850**

(22) Filed: **Jun. 3, 2020**

FIG. 1 is a front view of an embodiment of our financial services card.

FIG. 2 is a back view of the embodiment of FIG. 1.

FIG. 3 is a top view of the embodiment of FIG. 1.

FIG. 4 is a bottom view of the embodiment of FIG. 1.

FIG. 5 is a right side view of the embodiment of FIG. 1.

FIG. 6 is a left side view of the embodiment of FIG. 1.

FIG. 7 is a front view of an embodiment of our financial services card.

FIG. 8 is a back view of the embodiment of FIG. 7.

FIG. 9 is a top view of the embodiment of FIG. 7.

FIG. 10 is a bottom view of the embodiment of FIG. 7.

FIG. 11 is a right side view of the embodiment of FIG. 7.

FIG. 12 is a left side view of the embodiment of FIG. 7.

FIG. 13 is a front view of an embodiment of our financial services card.

FIG. 14 is a back view of the embodiment of FIG. 13.

FIG. 15 is a top view of the embodiment of FIG. 13.

FIG. 16 is a bottom view of the embodiment of FIG. 13.

FIG. 17 is a right side view of the embodiment of FIG. 13.

FIG. 18 is a left side view of the embodiment of FIG. 13.

FIG. 19 is a front view of an embodiment of our financial services card.

FIG. 20 is a back view of the embodiment of FIG. 19.

FIG. 21 is a top view of the embodiment of FIG. 19.

FIG. 22 is a bottom view of the embodiment of FIG. 19.

FIG. 23 is a right side view of the embodiment of FIG. 19; and,

FIG. 24 is a left side view of the embodiment of FIG. 19.

The broken lines in FIGS. 1, 7, 13, and 19, showing a card chip, text, and a logo are included for the purpose of illustrating environmental features of the financial services card that form no part of the claimed design.

Related U.S. Application Data

(63) Continuation of application No. 29/660,026, filed on Aug. 14, 2018, now Pat. No. Des. 889,541.

(51) **LOC (13) Cl.** **19-08**

(52) **U.S. Cl.**
USPC **D19/9**

(58) **Field of Classification Search**
USPC D19/1-12, 20-34, 100;
40/124.01-124.15, 672, 661, 726, 776,
(Continued)

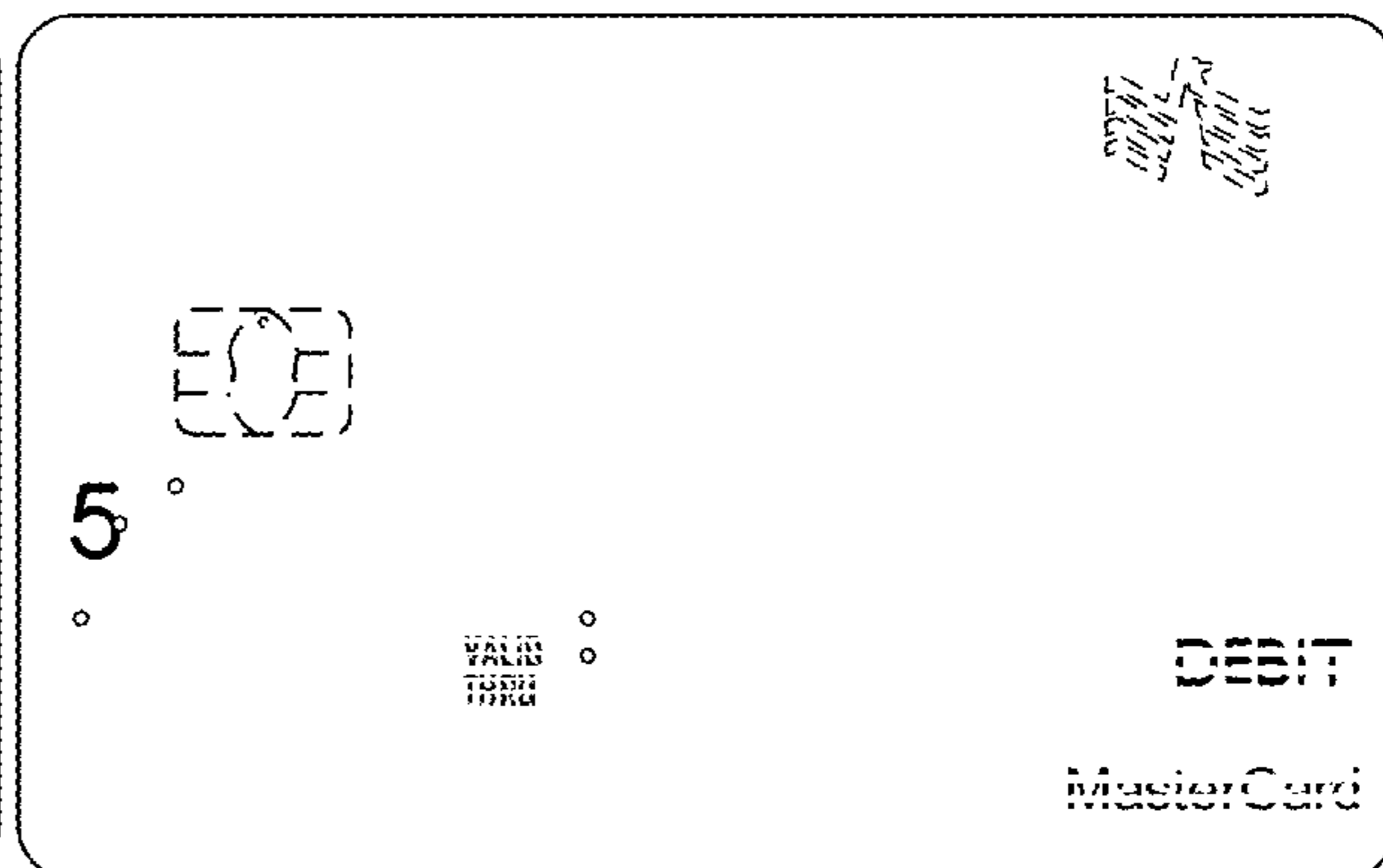
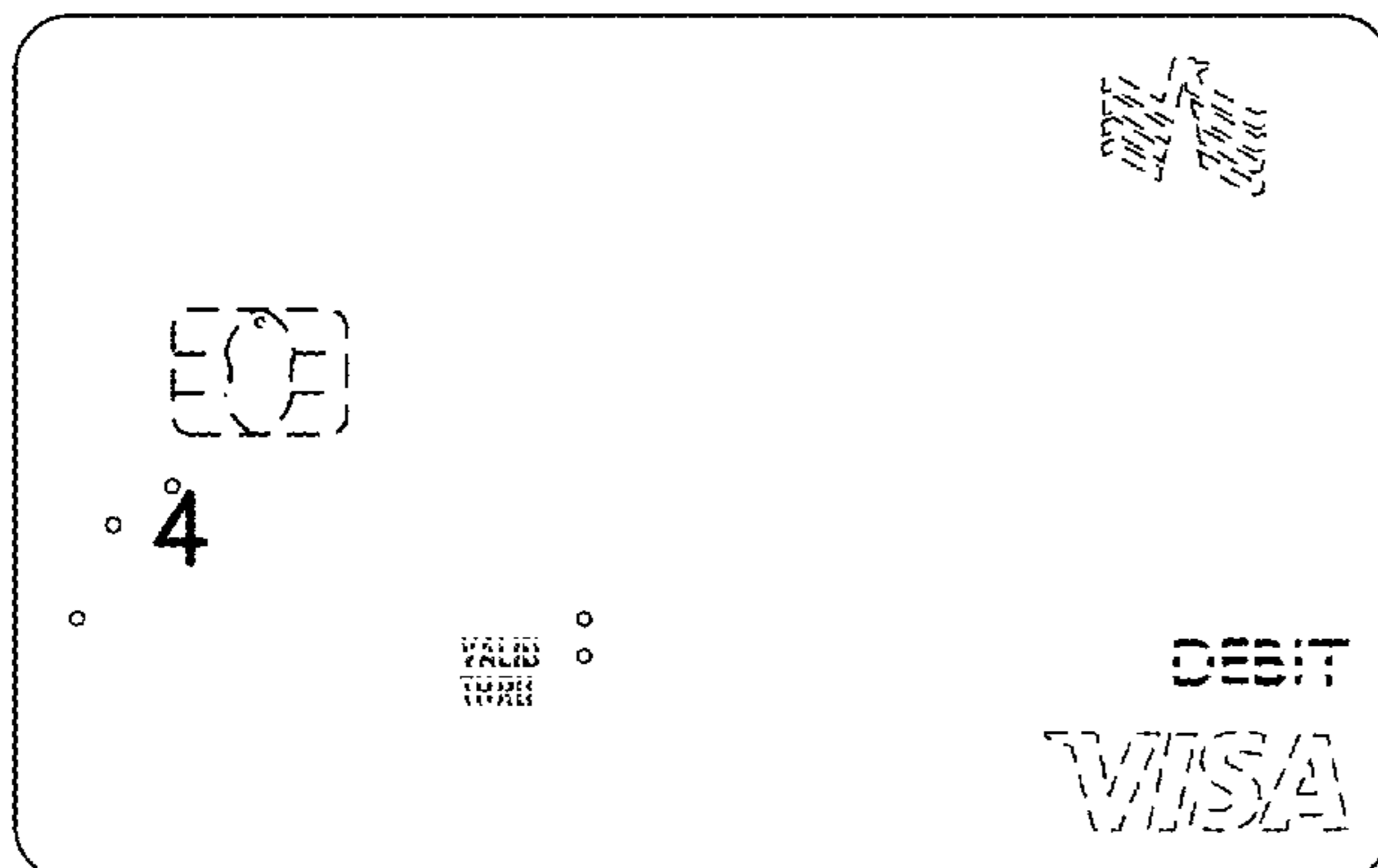
(56) **References Cited**

U.S. PATENT DOCUMENTS

D287,027 S * 12/1986 Stiler D19/10
D798,385 S 9/2017 Yoo

(Continued)

1 Claim, 8 Drawing Sheets



(58) **Field of Classification Search**

USPC 40/617; 283/72, 74-75, 103, 105-117,
283/82, 70, 94, 81, 907; 206/449;
D21/385; D20/10, 22, 27, 40, 42, 11;
D14/435-437; 235/380, 382, 487, 493,
235/488; D6/613, 583; 360/2; 702/158,
702/86, 97, 163, 166, 170
CPC B42D 15/00; B42D 15/022; B42D 15/027;
B42D 15/042; B42D 15/045; B42D
25/00; B42D 25/20; B42D 25/30; B42D
25/23; B42D 25/26; B42D 25/29; B42D
25/285; B42D 2033/00; B42D 2033/02;
B42D 2033/04; B42D 2033/08; B42D
2033/10; B42D 2033/18; B42D 2033/20;
B42D 2033/22; B42D 2033/28; G09F
3/02; G09F 2003/0201

See application file for complete search history.

(56) **References Cited**

U.S. PATENT DOCUMENTS

D803,373 S	11/2017	Chou	
D835,715 S	12/2018	Yoo	
D867,450 S	11/2019	Maiman et al.	
D889,539 S *	7/2020	Gamboa	D19/9
D889,540 S	7/2020	Gamboa et al.	
D889,541 S *	7/2020	Gamboa	D19/9
D899,518 S *	10/2020	Gamboa	D19/10
D906,418 S *	12/2020	Gamboa	D19/9
D916,184 S *	4/2021	Maiman	D19/9

* cited by examiner

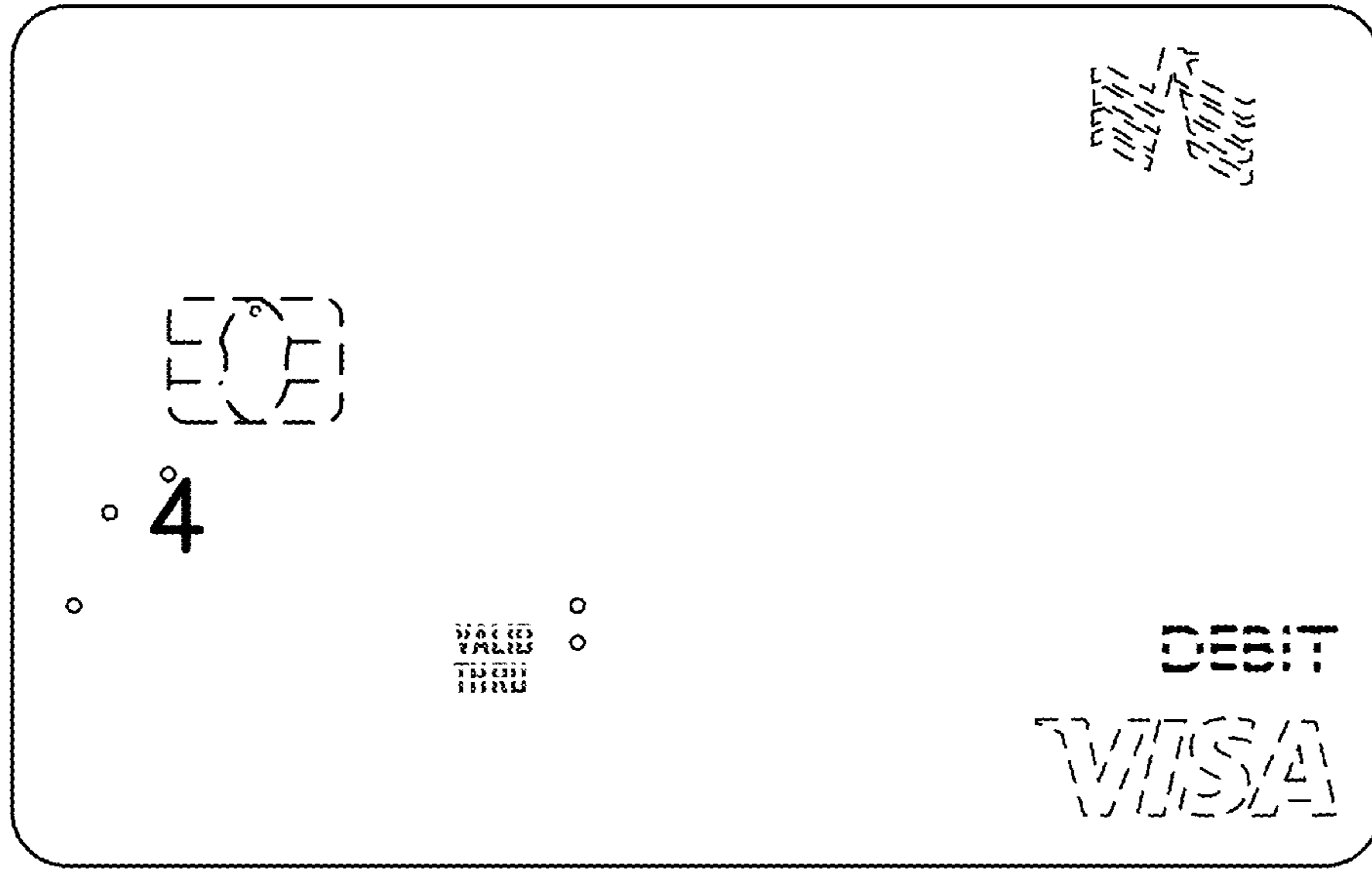


FIG. 1




FIG. 2



FIG. 3




FIG. 4




FIG. 5



FIG. 6

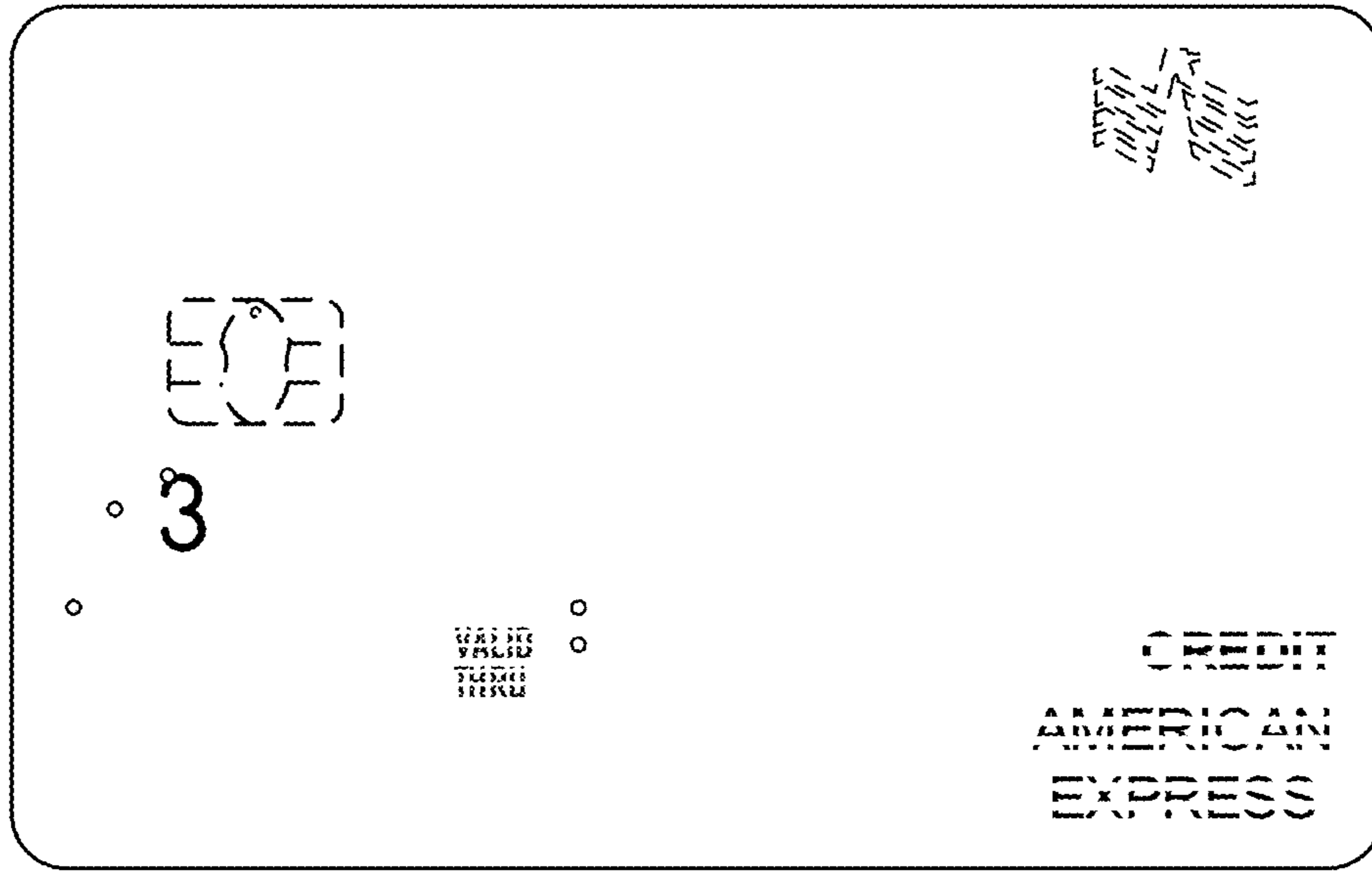


FIG. 7



FIG. 8




FIG. 9




FIG. 10



FIG. 11



FIG. 12

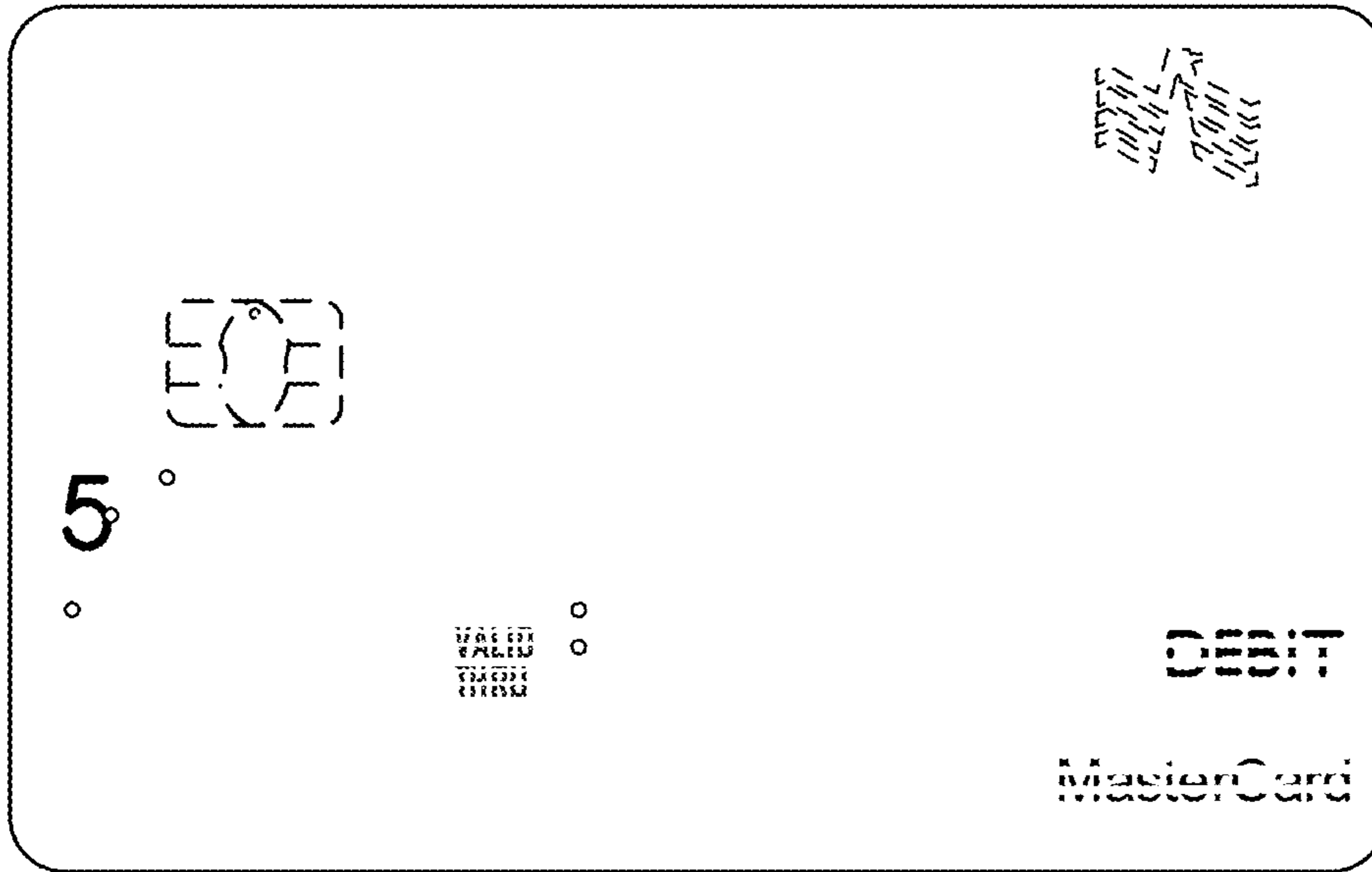


FIG. 13



FIG. 14



FIG. 15




FIG. 16



FIG. 17



FIG. 18

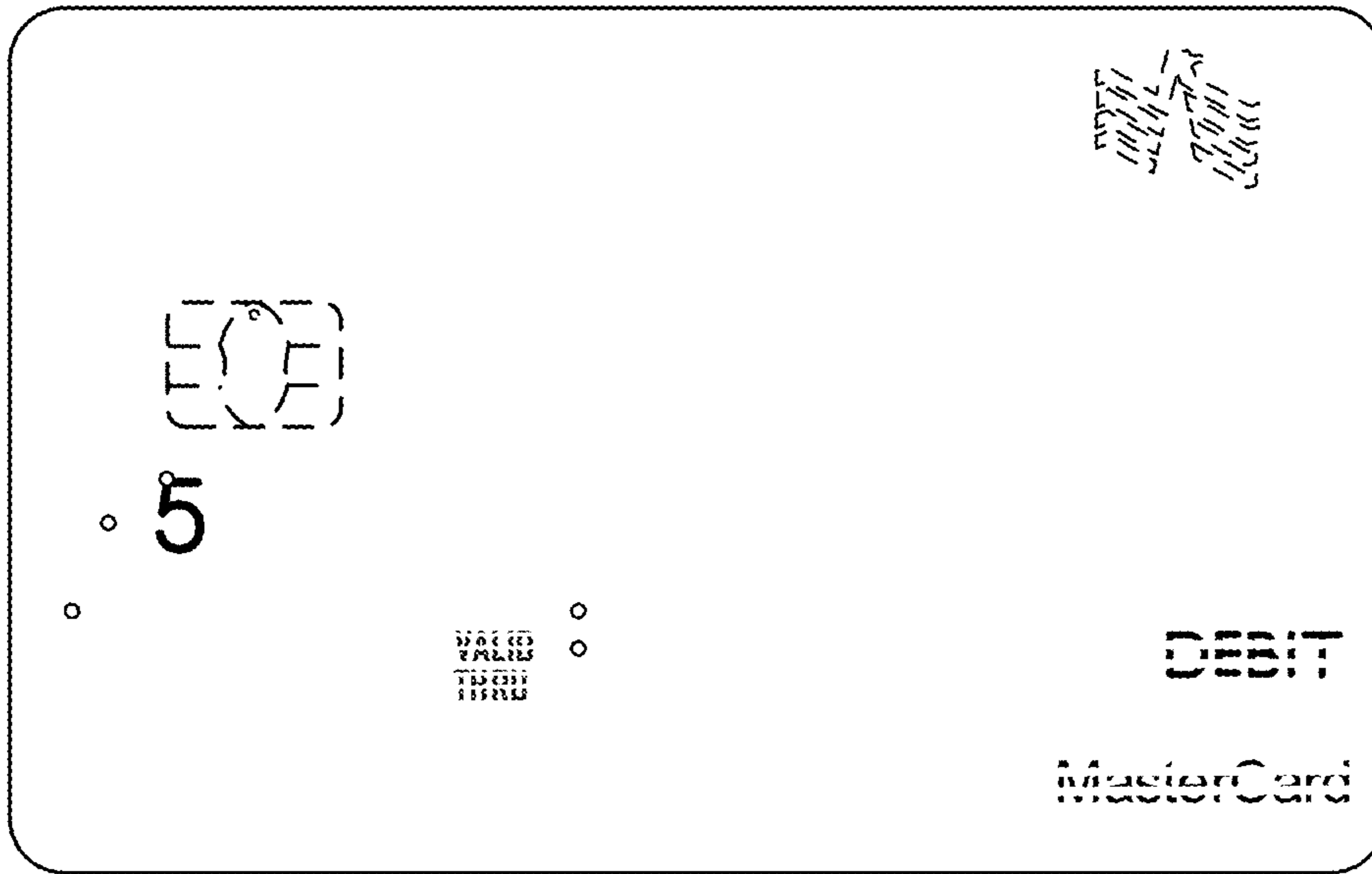


FIG. 19




FIG. 20



FIG. 21




FIG. 22



FIG. 23



FIG. 24