



US00D938430S

(12) **United States Design Patent**
Feng

(10) **Patent No.:** **US D938,430 S**

(45) **Date of Patent:** **** Dec. 14, 2021**

(54) **EARPHONE CASE**

(71) Applicant: **Yangjiang Yitao Trading Co., Ltd.**,
Yangjiang (CN)

(72) Inventor: **Zexiong Feng**, Yangjiang (CN)

(73) Assignee: **Yangjiang Yitao Trading Co., Ltd.**,
Yangjiang (CN)

(**) Term: **15 Years**

(21) Appl. No.: **29/765,787**

(22) Filed: **Jan. 12, 2021**

(51) **LOC (13) Cl.** **14-02**

(52) **U.S. Cl.**

USPC **D14/440**; D3/218

(58) **Field of Classification Search**

USPC D14/440, 447, 250; 206/45.23, 320,
206/45.2; 361/679.55; 294/25; 224/218;
D3/294, 218; D9/420

CPC G06F 1/1628; G06F 1/1626; A47B 23/044
See application file for complete search history.

(56) **References Cited**

U.S. PATENT DOCUMENTS

D323,929 S *	2/1992	Hodson	D14/440
D377,788 S *	2/1997	Carlson	D14/440
D467,799 S *	12/2002	Persson	D9/420
D544,707 S *	6/2007	Labelson	D3/208
D558,973 S *	1/2008	Hussaini	D3/201
D604,501 S	11/2009	Wang et al.		
D714,296 S *	9/2014	Fujioka	D14/440
8,831,538 B2 *	9/2014	Yuen	A61B 5/222 455/90.1
D720,096 S *	12/2014	McDougall	D28/66
D764,476 S *	8/2016	Gleason, III	D14/440
D812,065 S *	3/2018	Shim	D14/440
D822,380 S *	7/2018	McBrayer	D3/218
D838,723 S *	1/2019	Wang	D14/440

D846,264 S *	4/2019	Wu	D3/201
D849,401 S *	5/2019	Akana	D3/274
D851,394 S *	6/2019	Li	D3/218
D851,913 S *	6/2019	Yu	D3/201
D853,108 S *	7/2019	Zaihui	D3/218
D853,116 S *	7/2019	Bergman	D3/294
D854,022 S *	7/2019	Chen	D14/440
D865,662 S *	11/2019	Ito	D13/107
D870,451 S *	12/2019	Birger	D3/201
D873,217 S *	1/2020	Zhang	D13/108
D881,572 S	4/2020	Lee		
D886,445 S *	6/2020	Hyun	D3/201
D886,453 S *	6/2020	Wright	D3/294
D886,454 S *	6/2020	Williamson	D3/294
D886,455 S *	6/2020	Williamson	D3/294
D890,696 S *	7/2020	Sweet	D13/108
D891,434 S *	7/2020	Lee	D14/440
D892,497 S *	8/2020	Wright	D3/294
D892,498 S *	8/2020	Wright	D3/294

(Continued)

Primary Examiner — Cynthia R Underwood

(74) *Attorney, Agent, or Firm* — True Shepherd LLC;
Andrew C. Cheng

(57)

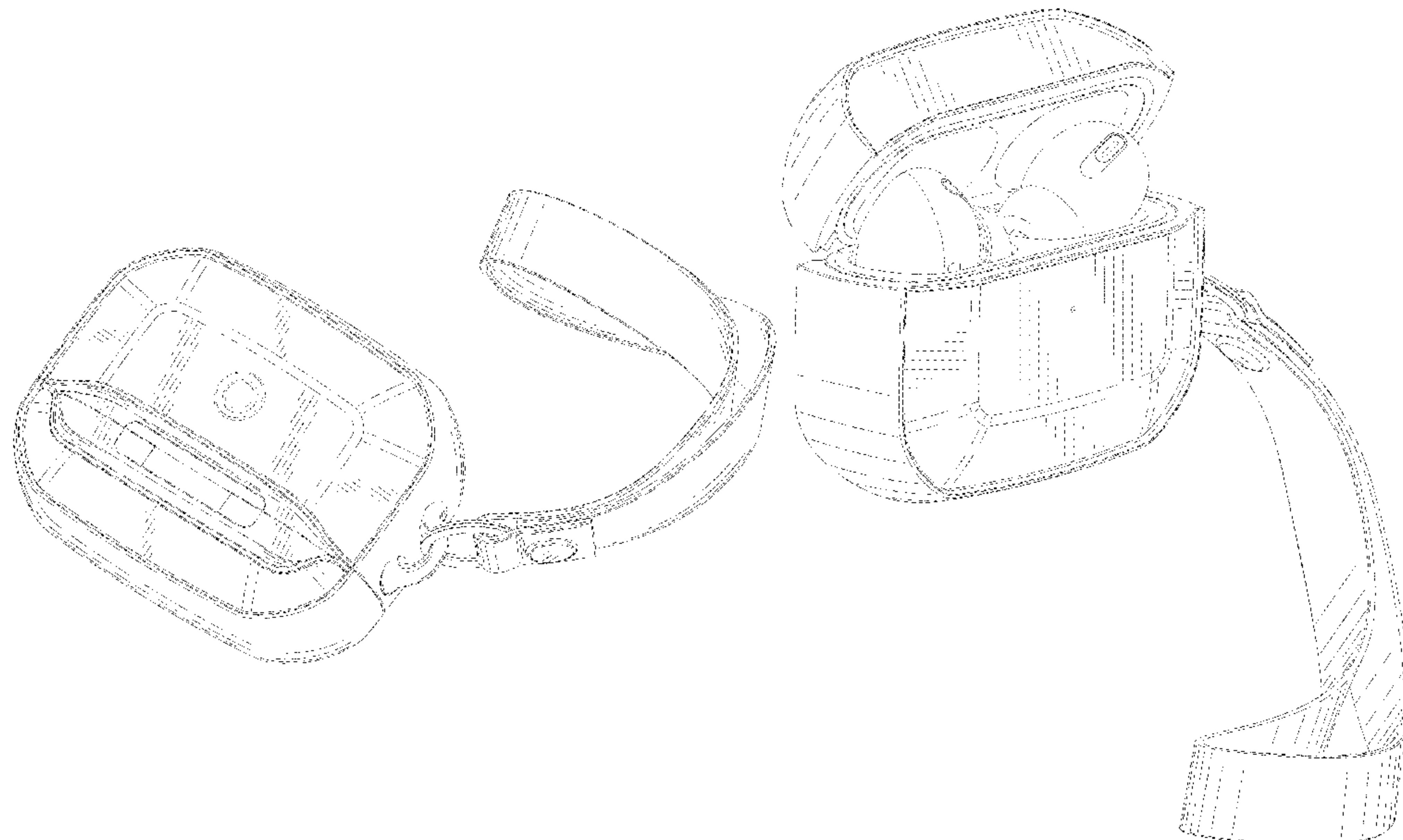
CLAIM

The ornamental design for earphone case, as shown and described.

DESCRIPTION

FIG. 1 is a perspective view of an earphone case showing my new design;
FIG. 2 is a perspective view thereof in an open state;
FIG. 3 is a front view thereof;
FIG. 4 is a rear view thereof;
FIG. 5 is a left side view thereof;
FIG. 6 is a right side view thereof;
FIG. 7 is a top plan view thereof; and,
FIG. 8 is a bottom plan view thereof.
The broken lines depict portions of the earphone case and form no part of the claimed design.

1 Claim, 8 Drawing Sheets



(56)

References Cited

U.S. PATENT DOCUMENTS

D892,499 S * 8/2020 Wright D3/303
D893,166 S * 8/2020 Lu D3/201
D895,287 S * 9/2020 Hyun D3/302
D895,288 S * 9/2020 Hyun D3/302
D896,629 S * 9/2020 Akana D9/415
D901,177 S * 11/2020 Wei D3/294
D903,316 S * 12/2020 Kwak D3/269
D904,005 S * 12/2020 Jung D3/201
D904,037 S 12/2020 Choi et al.
D904,346 S * 12/2020 Wright D14/217
D904,755 S * 12/2020 Birger D3/201
D904,760 S * 12/2020 Hyun D3/273
D904,765 S * 12/2020 Hyun D3/302
D905,430 S * 12/2020 Kwak D3/273
D908,018 S * 1/2021 Akana D9/721
D908,345 S * 1/2021 He D3/201
D911,705 S * 3/2021 Lee D3/269
D911,706 S * 3/2021 Hyun D3/273
D912,015 S * 3/2021 Xie D14/223
D917,303 S * 4/2021 Akana D9/721
D918,579 S * 5/2021 Youn D3/273
D919,288 S * 5/2021 Perez D3/218
D920,662 S * 6/2021 Youn D3/218
D923,328 S * 6/2021 Xiao D3/218
D923,608 S * 6/2021 Adams D14/223
D923,609 S * 6/2021 Li D14/223
2007/0051766 A1 * 3/2007 Spencer A45C 11/00
224/607
2007/0235493 A1 * 10/2007 Fortson H04B 1/3888
224/257
2007/0256946 A1 * 11/2007 Godshaw B65D 43/16
206/320
2017/0251793 A1 * 9/2017 Barratt H04B 1/3888

* cited by examiner

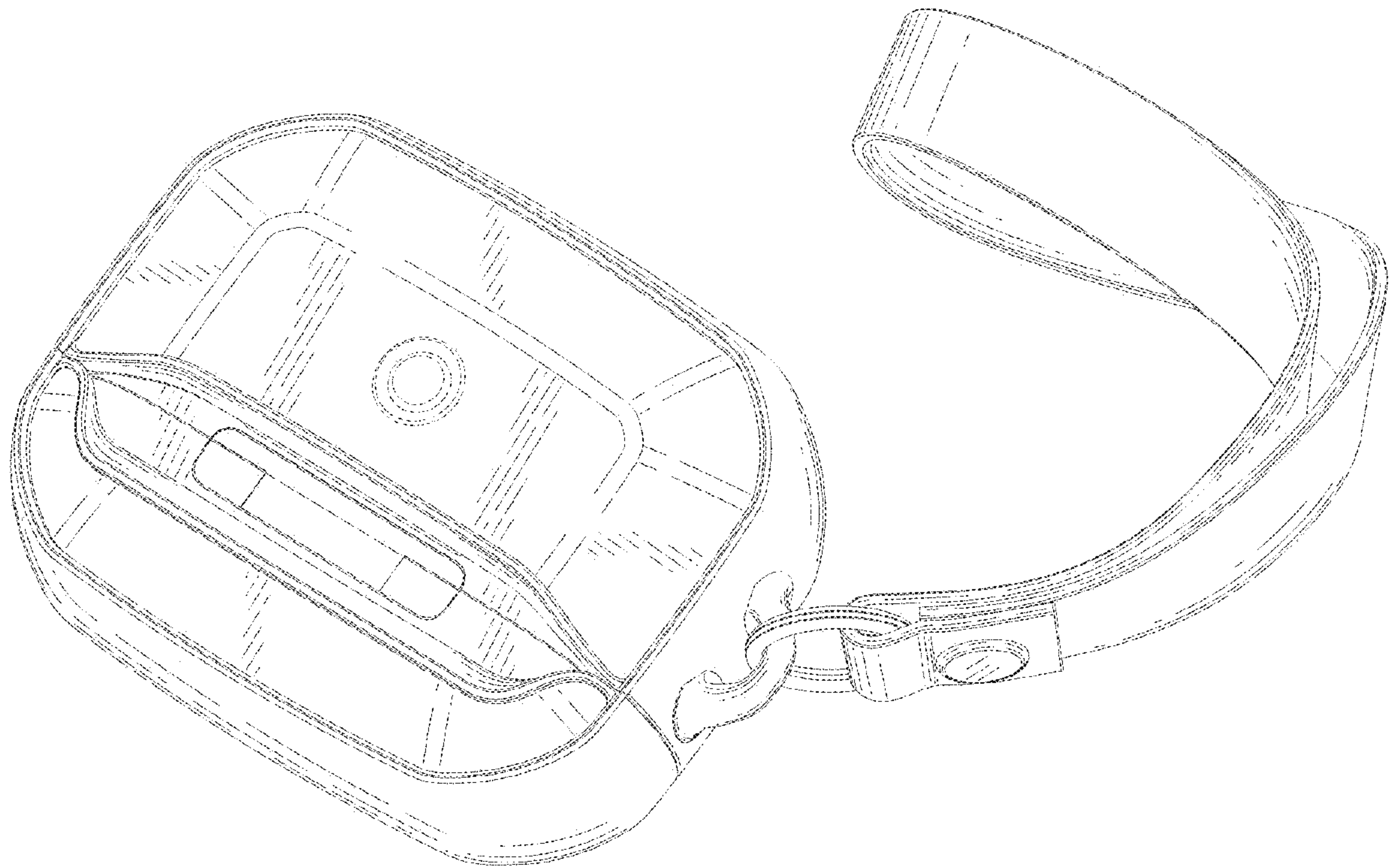


FIG.1




FIG.2

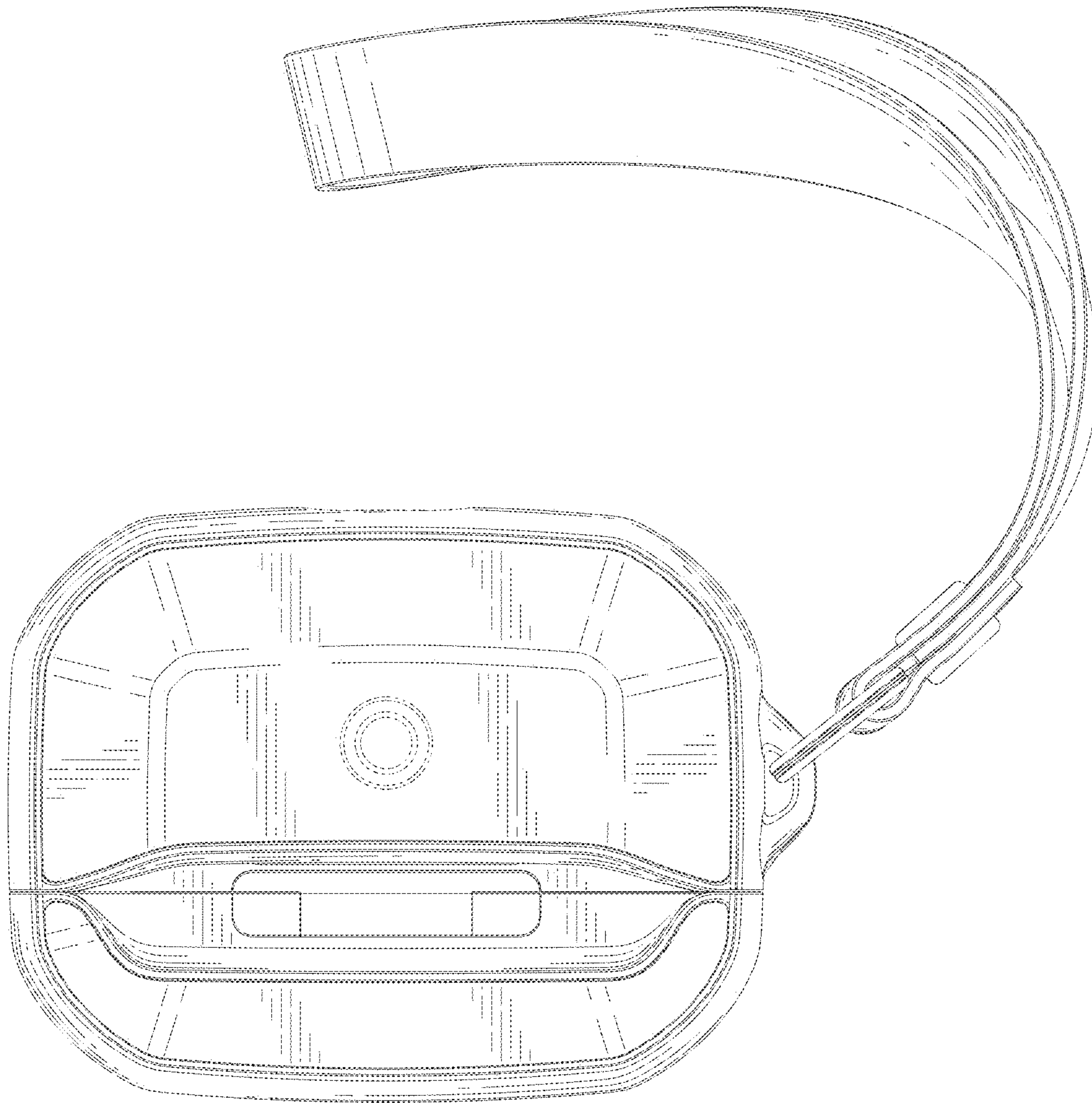


FIG.3

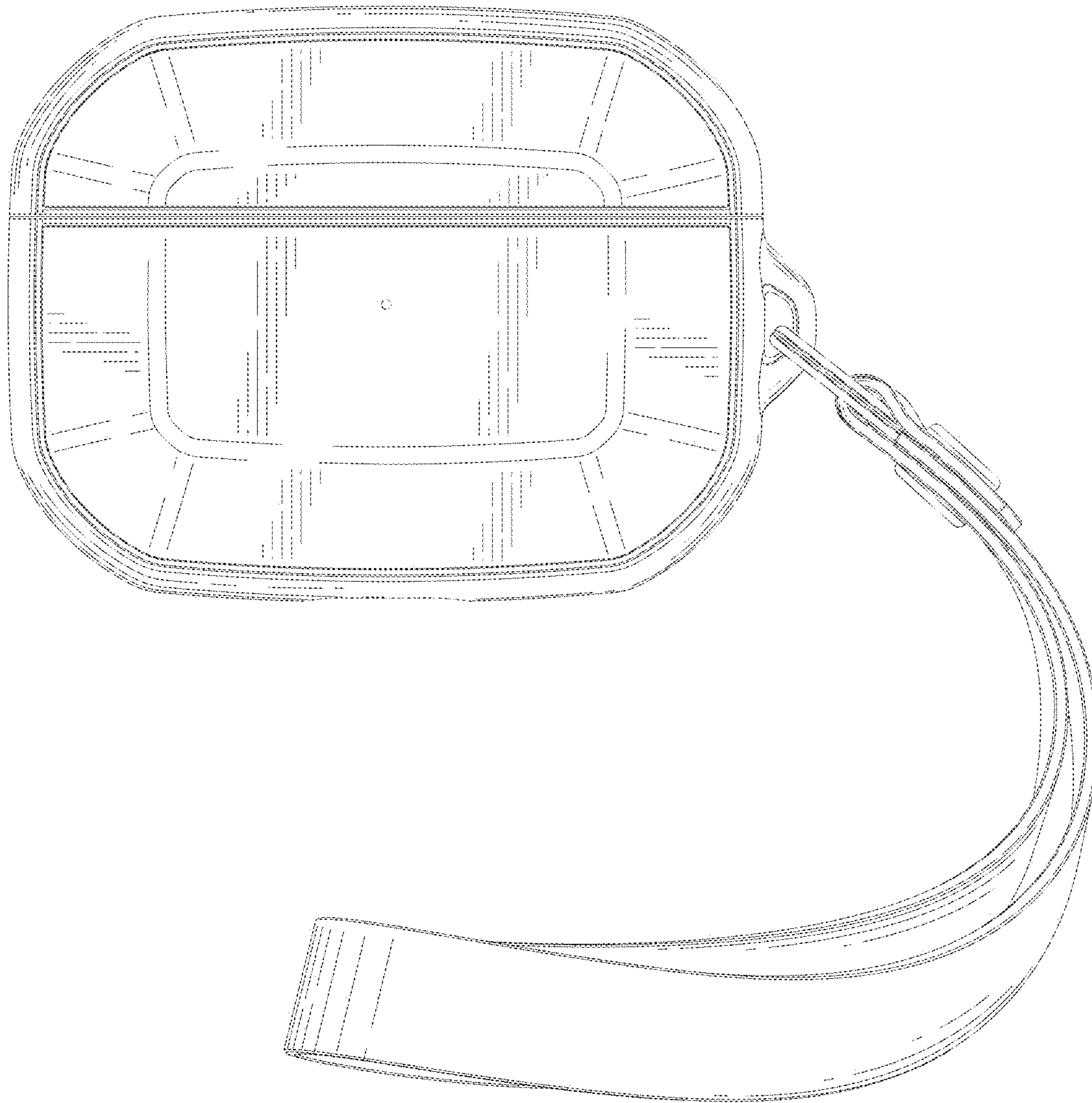


FIG.4

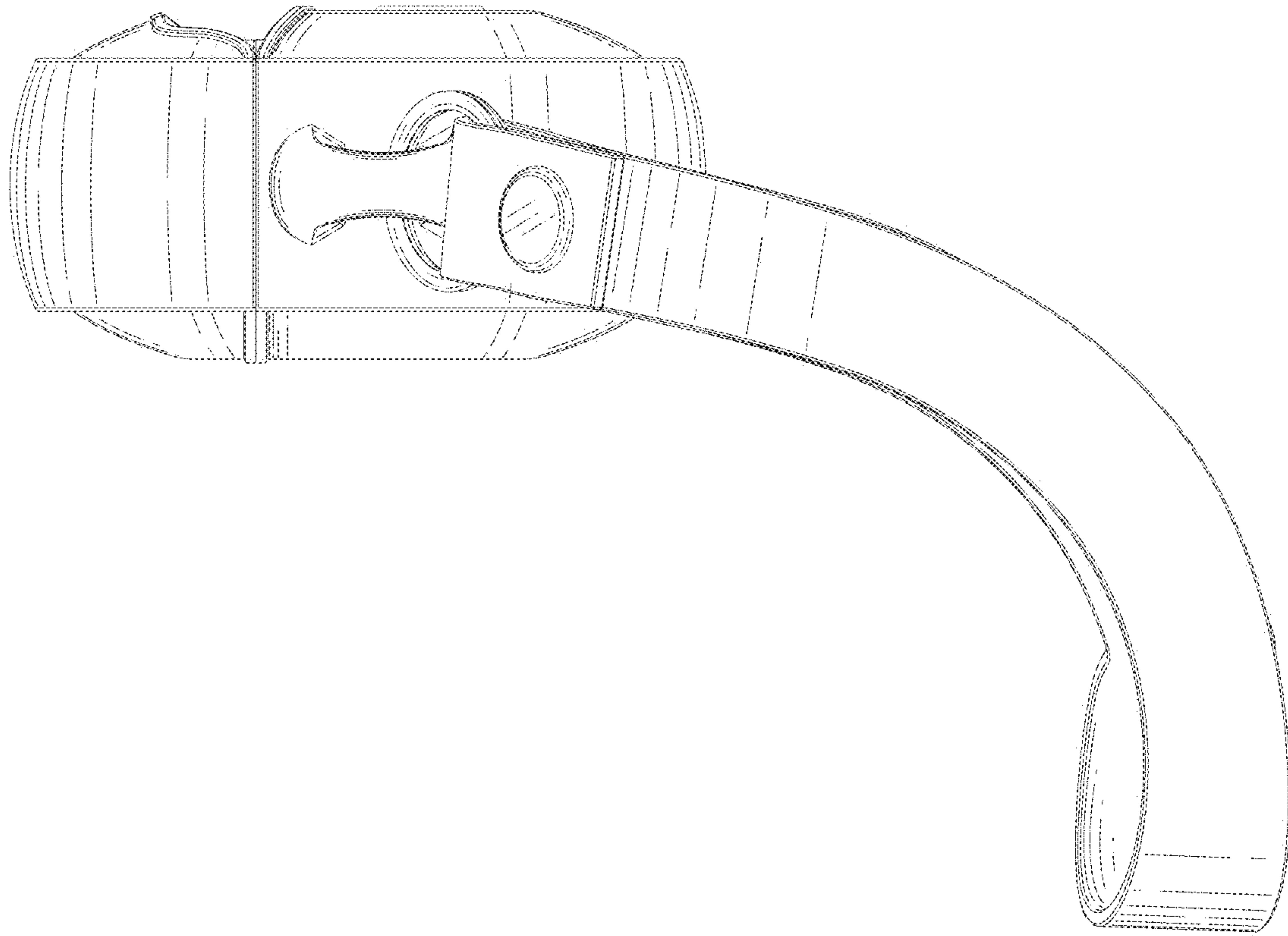


FIG.5

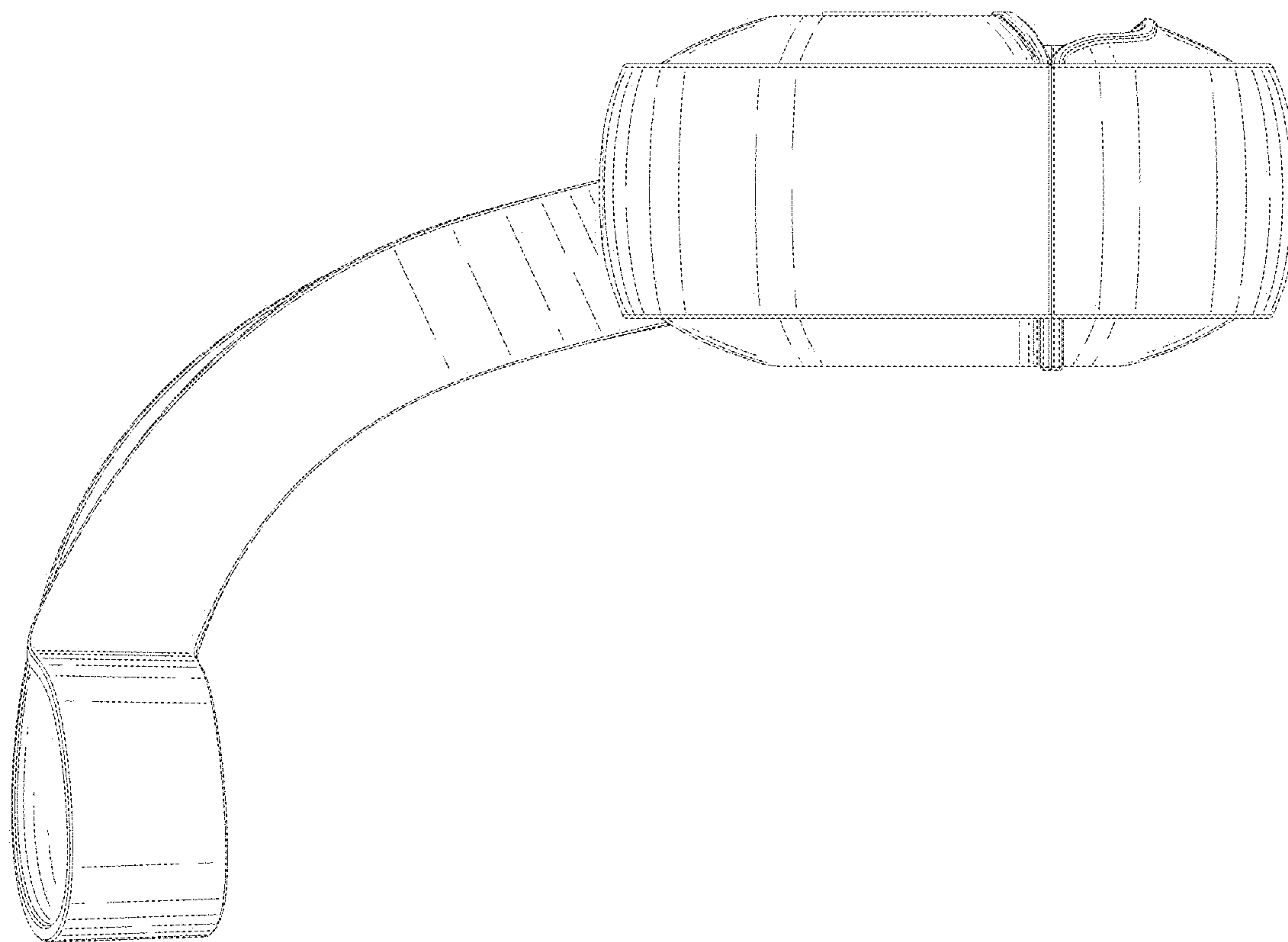


FIG.6

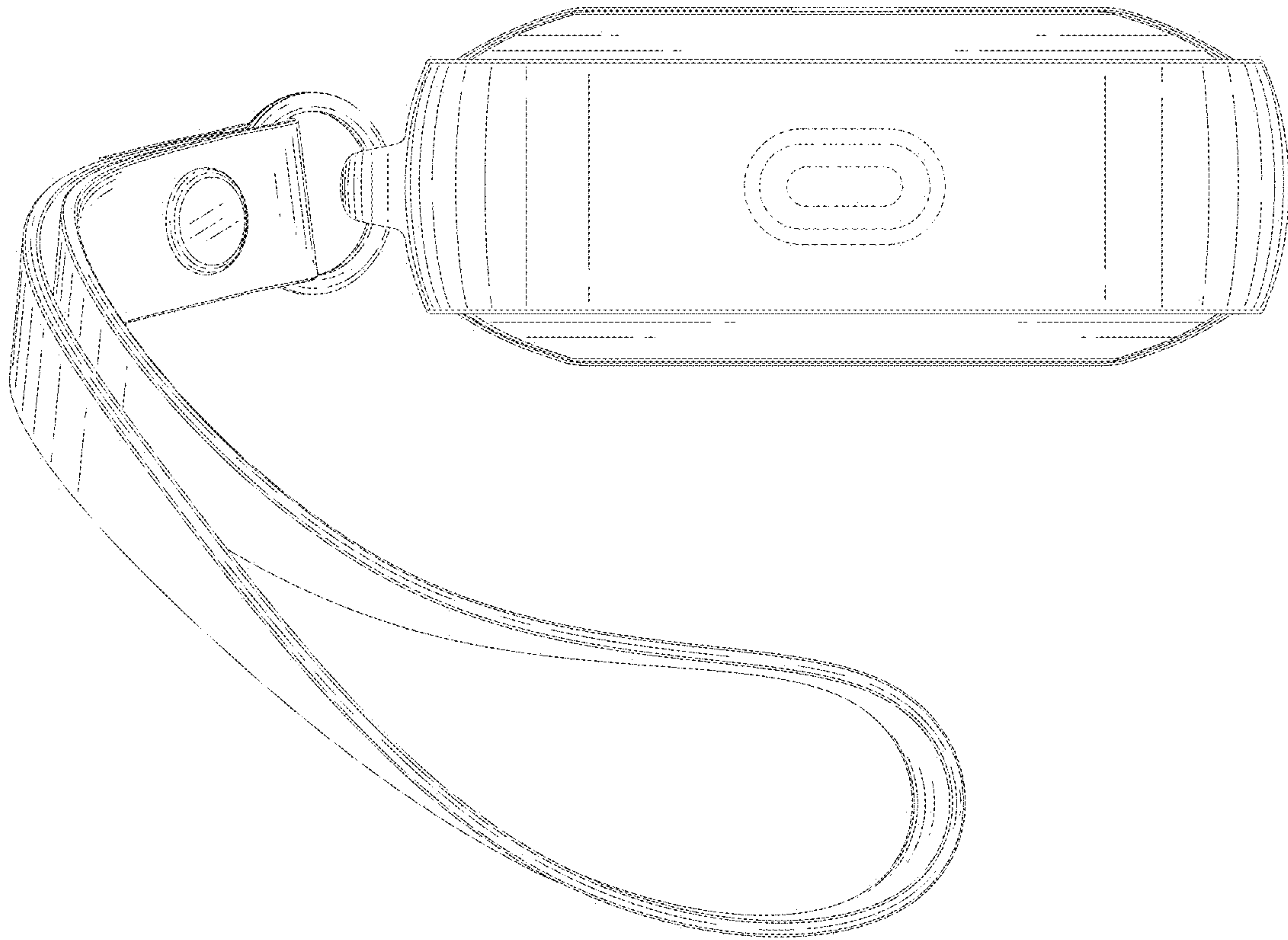


FIG. 7

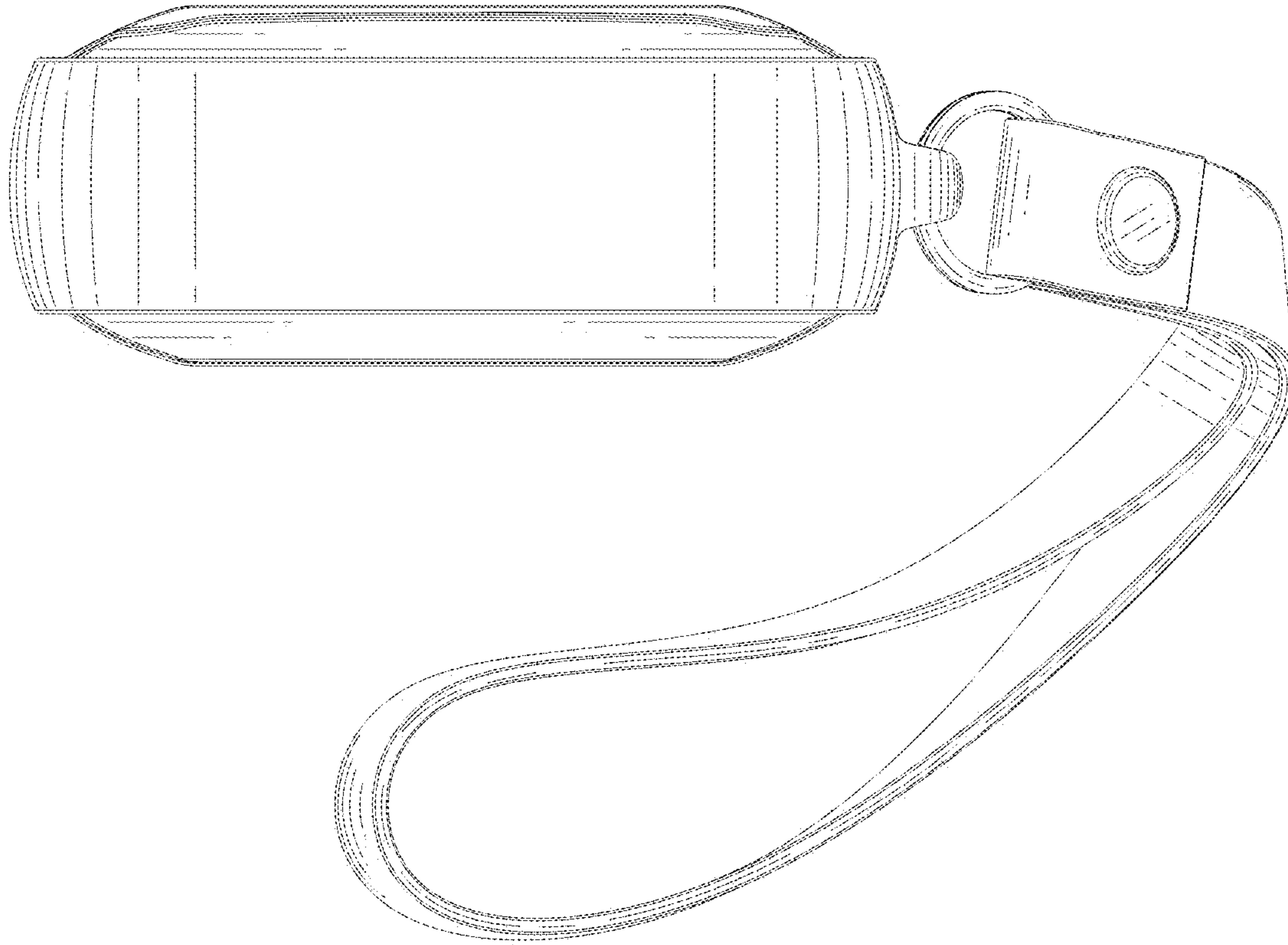


FIG. 8