



US00D938425S

(12) **United States Design Patent**  
**Zhang**

(10) **Patent No.:** **US D938,425 S**

(45) **Date of Patent:** **\*\* Dec. 14, 2021**

(54) **MULTI-FUNCTION HUB**

(71) Applicant: **C-SMARTLINK INFORMATION TECHNOLOGY CO., LIMITED**,  
Shenzhen (CN)

(72) Inventor: **Wenfeng Zhang**, Shenzhen (CN)

(73) Assignee: **C-SMARTLINK INFORMATION TECHNOLOGY CO., LIMITED**,  
Shenzhen (CN)

(\*\*) Term: **15 Years**

(21) Appl. No.: **29/727,089**

(22) Filed: **Mar. 9, 2020**

(51) **LOC (13) Cl.** ..... **14-99**

(52) **U.S. Cl.**  
USPC ..... **D14/433**

(58) **Field of Classification Search**  
USPC ... D14/432, 433, 434, 435, 435.1, 436, 439,  
D14/480.1-480.7, 484.1, 203.1-203.8,  
D14/240, 242; D13/107, 108  
CPC .... G06F 13/122; G06F 13/382; G06F 13/385;  
G06F 13/4022; G06F 13/4282; G06F  
1/1632; G06F 1/1684; H01R 25/006;  
H05K 5/0278; G06K 19/07732  
See application file for complete search history.

(56) **References Cited**

**U.S. PATENT DOCUMENTS**

D788,112 S	*	5/2017	Liao	.....	D14/433
D828,839 S	*	9/2018	Zhang	.....	D14/433
D828,841 S	*	9/2018	Zhang	.....	D14/433
D830,366 S	*	10/2018	Turksu	.....	D14/433
D864,208 S	*	10/2019	Duan	.....	D14/433
D869,467 S	*	12/2019	Lin	.....	D14/434
D883,983 S	*	5/2020	Zhang	.....	D14/433
D886,105 S	*	6/2020	Duan	.....	D14/433
D889,469 S	*	7/2020	Zhang	.....	D14/433
D889,470 S	*	7/2020	Zhang	.....	D14/433

D890,181 S	*	7/2020	Liu	.....	D14/433
D893,488 S	*	8/2020	Liu	.....	D14/433
D899,363 S	*	10/2020	Wu	.....	D13/110
D900,111 S	*	10/2020	Wu	.....	D14/433
D903,682 S	*	12/2020	Zhang	.....	D14/433
D909,386 S	*	2/2021	Turksu	.....	D14/433
D929,998 S	*	9/2021	Liao	.....	D14/433

**FOREIGN PATENT DOCUMENTS**

EM	006364378-0008	*	4/2019
GB	6111656	*	1/2021

**OTHER PUBLICATIONS**

C-Smartlink UC3201 6 Ports USB-C Hub . . . [online]. Original publication date unknown. Captured on Wayback Machine Nov. 30, 2020. [Retrieved from the Internet Aug. 23, 2021.] <URL: https://www.c-smartlink.com/product-uc3201.html >.\*

\* cited by examiner

*Primary Examiner* — Rebekah A Caruso

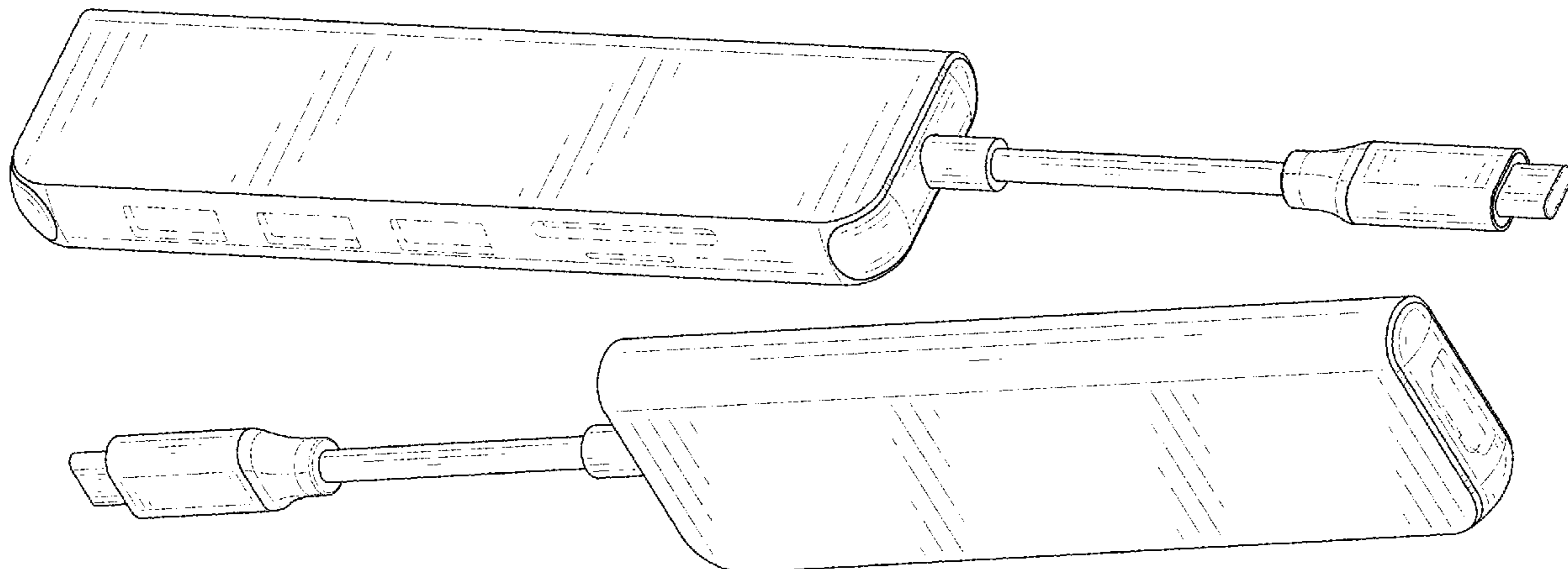
(57) **CLAIM**

The ornamental design for a multi-function hub, as shown and described.

**DESCRIPTION**

FIG. 1 is a perspective view of a multi-function hub showing my new design;  
FIG. 2 is another perspective view thereof;  
FIG. 3 is a front elevational view thereof;  
FIG. 4 is a rear elevational view thereof;  
FIG. 5 is a left side elevational view thereof;  
FIG. 6 is a right side elevational view thereof;  
FIG. 7 is a top plan view thereof; and,  
FIG. 8 is a bottom plan view thereof.  
The broken lines in the drawings are for the purpose of illustrating portions of the multi-function hub that form no part of the claimed design.

**1 Claim, 8 Drawing Sheets**



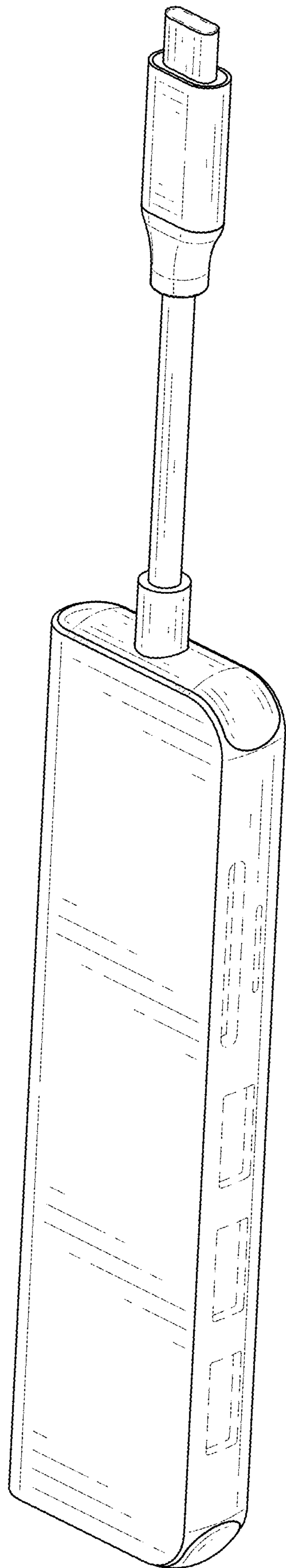


FIG. 1

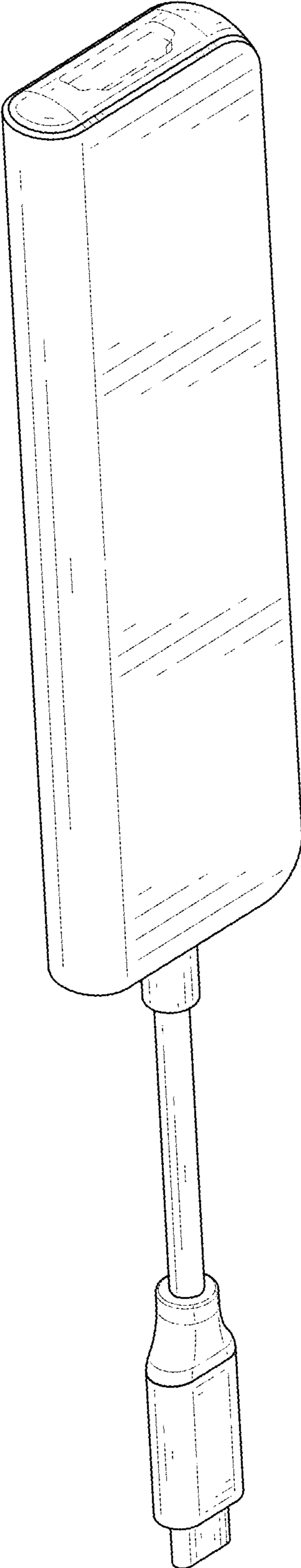


FIG. 2




FIG. 3

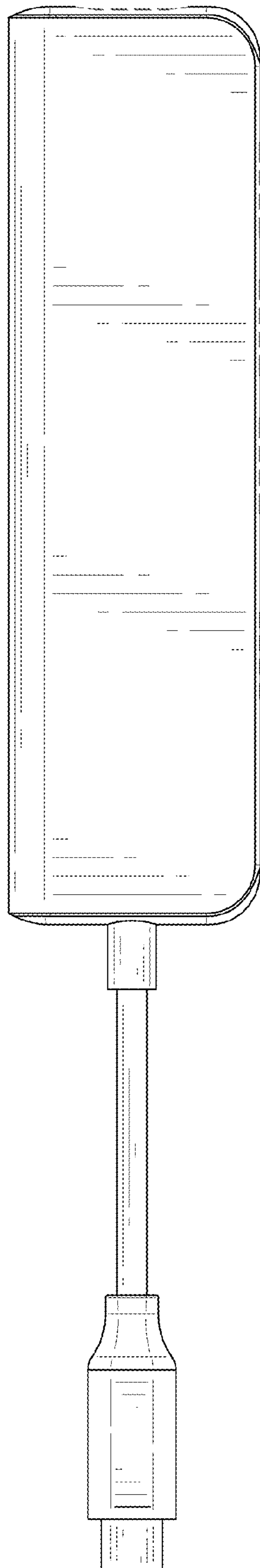


FIG. 4

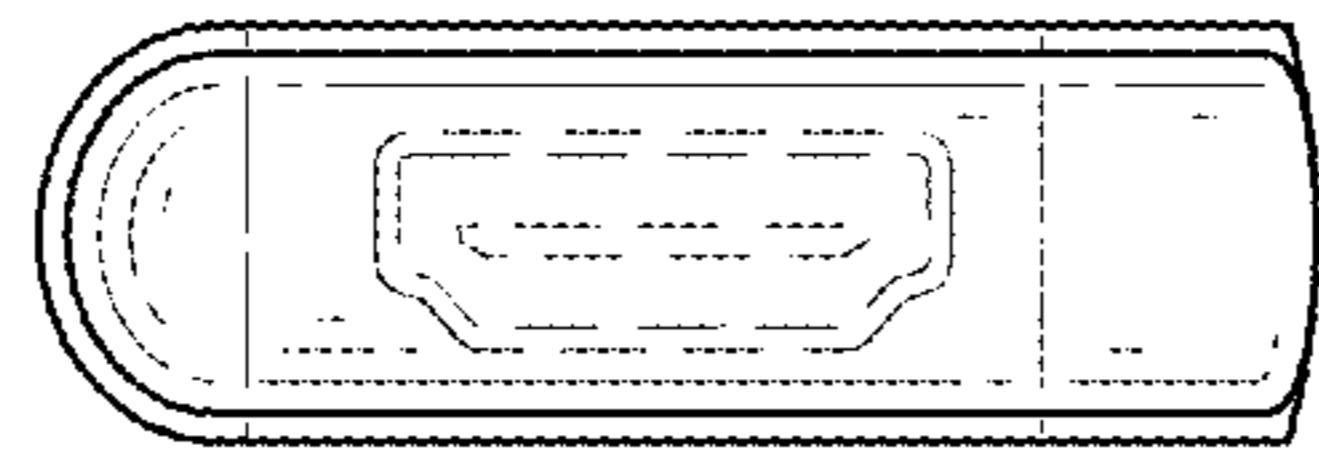


FIG. 5

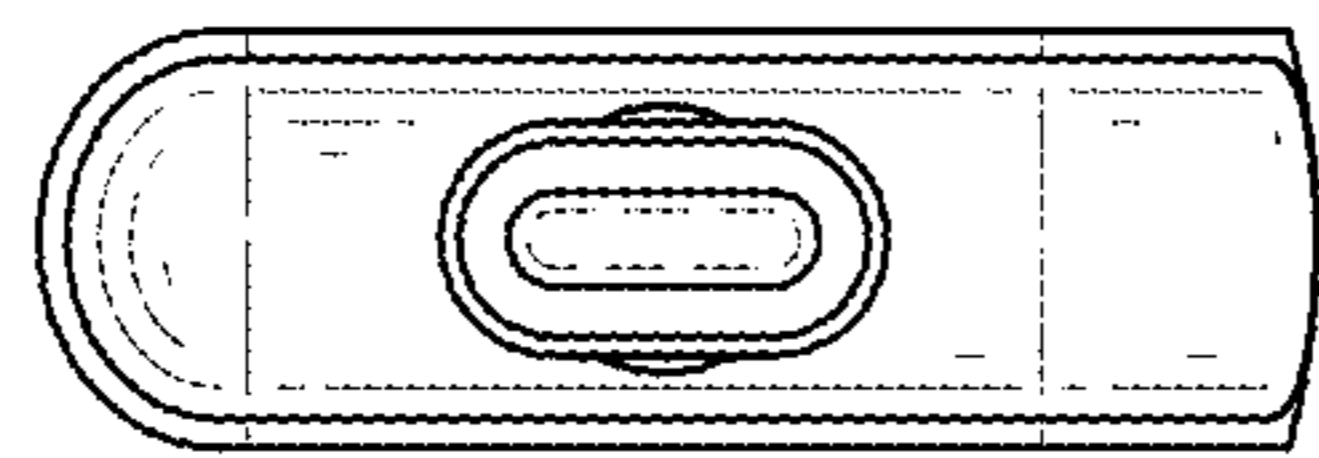


FIG. 6




FIG. 7



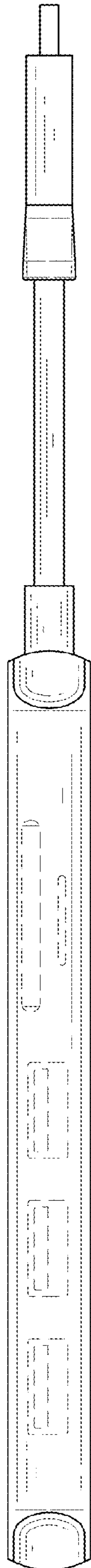


FIG. 8