



US00D938413S

(12) **United States Design Patent** (10) **Patent No.:** **US D938,413 S**
Wang (45) **Date of Patent:** **** Dec. 14, 2021**

(54) **LAPTOP COMPUTER**

(71) Applicant: **Lenovo (Beijing) Co., Ltd.**, Beijing (CN)

(72) Inventor: **Ning Wang**, Beijing (CN)

(73) Assignee: **Lenovo (Beijing) Co., Ltd.**, Beijing (CN)

(**) Term: **15 Years**

(21) Appl. No.: **35/509,479**

(22) Filed: **Oct. 23, 2019**

(80) **Hague Agreement Data**

Int. Filing Date: **Oct. 23, 2019**

Int. Reg. No.: **DM/208307**

Int. Reg. Date: **Oct. 23, 2019**

Int. Reg. Pub. Date: **May 29, 2020**

(30) **Foreign Application Priority Data**

May 31, 2019 (CN) 201930279774.6

(51) **LOC (13) Cl.** **14-02**

(52) **U.S. Cl.**

USPC **D14/327**

CPC **G06F 1/1616** (2013.01)

(58) **Field of Classification Search**

USPC D14/315-327, 331, 336, 339-340, 450, D14/345, 203.4, 138 AB, 138 AA; D18/1-2, 7, 11, 12.2-12.3

CPC G06F 1/166; G06F 1/1613; G06F 1/1616; G06F 1/1618; G06F 1/162; G06F 1/1622; G06F 1/1624; G06F 1/1633; G06F 1/1615; G06F 1/1643; G06F 1/1654; G06F 1/1656; G06F 1/1669; G06F 1/203; G06F 1/1688; G06F 1/1601; G06F 1/1637; G06F 1/181; G06F 1/1641; G06F 1/1647; G06F 1/1649; G06F 1/165; G06F 1/1652; G06F 1/1681; H05K 5/0047; H05K 5/0052

See application file for complete search history.

(56) **References Cited**

U.S. PATENT DOCUMENTS

5,001,659	A *	3/1991	Watabe	G06F 1/1616
				16/221
D479,841	S *	9/2003	Tago	D14/323
D481,386	S *	10/2003	Kondo	D14/318
D482,687	S *	11/2003	Chu	D14/316
D485,262	S *	1/2004	Kamegi	D14/318
D488,808	S *	4/2004	Kamegi	D14/318
D488,809	S *	4/2004	Kamegi	D14/318
D489,366	S *	5/2004	Lu	D14/318
D524,306	S *	7/2006	Yun	D14/315
D587,233	S *	2/2009	Kim	D14/138 AB
D592,175	S *	5/2009	Rak	D14/138 AB
D614,614	S *	4/2010	Yoon	D14/315
D615,539	S *	5/2010	Jen	D14/315

(Continued)

Primary Examiner — Richard E Chilcot

(74) *Attorney, Agent, or Firm* — Oppedahl Patent Law Firm LLC

(57) **CLAIM**

The ornamental design for a laptop computer, as shown and described.

DESCRIPTION

2. Laptop computer

2.1 : Front

2.2 : Back

2.3 : Left

2.4 : Right

2.5 : Top

2.6 : Bottom

2.7 : Perspective

2.8 : Perspective view in a open state

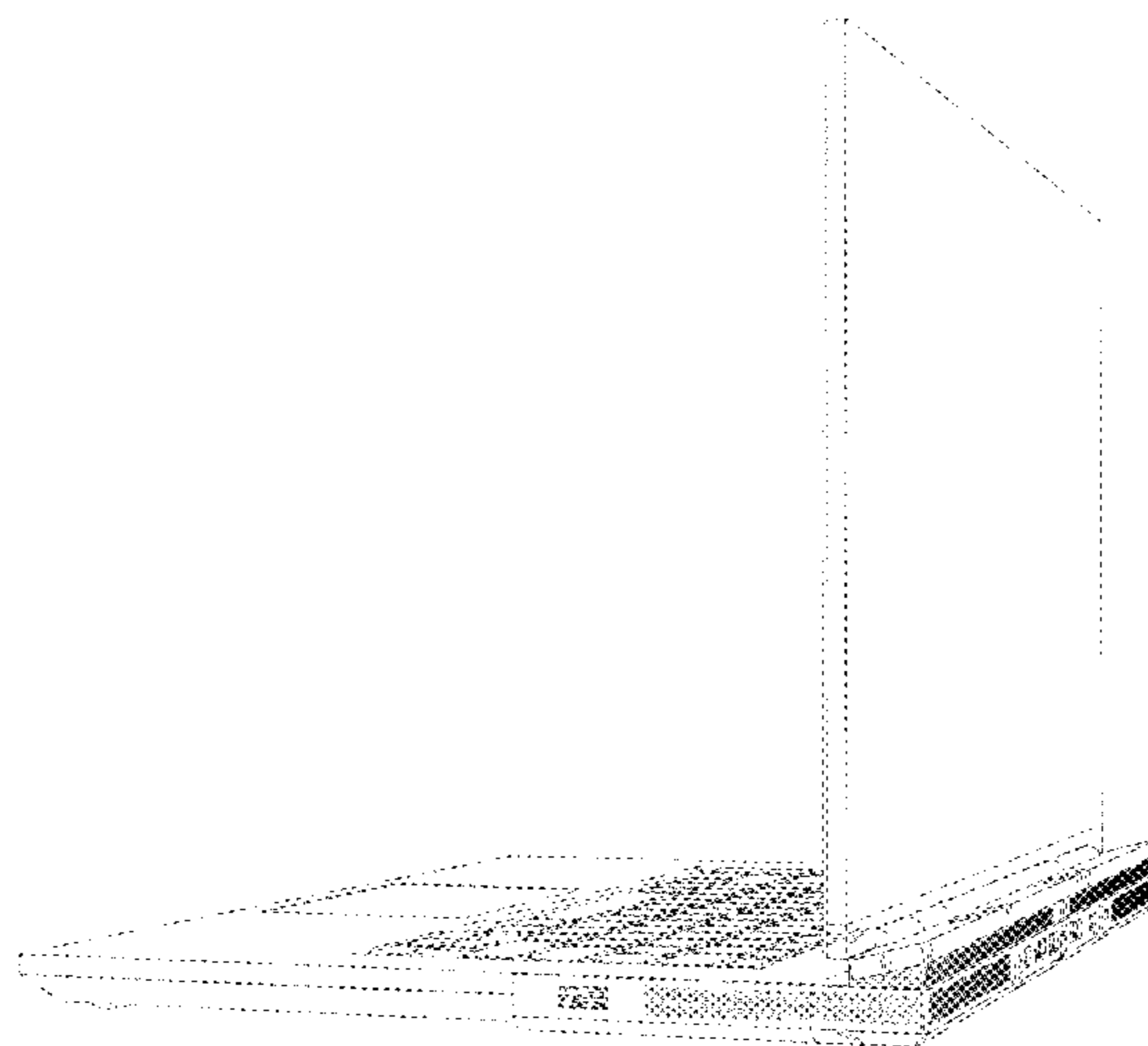
2.9 : Back view in another open state

2.10 : Left view in another open state

2.11 : Perspective view in another open state

The broken lines shown in the drawings illustrate portions of the laptop computer that form no part of the claimed design.

1 Claim, 11 Drawing Sheets



(56)


References Cited

U.S. PATENT DOCUMENTS


D633,488	S	*	3/2011	Kim	D14/315
D637,578	S	*	5/2011	Hwang	D14/138 AA
D643,032	S	*	8/2011	Heck	D14/315
D645,858	S	*	9/2011	Cho	D14/315
D657,785	S	*	4/2012	Lee	D14/315
D666,197	S	*	8/2012	Ashcraft	D14/315
D669,051	S	*	10/2012	Park	D14/138 AB
D682,818	S	*	5/2013	Morisawa	D14/315
D682,825	S	*	5/2013	Kim	D14/315
D683,344	S	*	5/2013	Kao	D14/318
D697,139	S	*	1/2014	Sugino	D21/332
D746,277	S	*	12/2015	Cheung	D14/315
D781,802	S	*	3/2017	Kwak	D14/138 AB
D782,436	S	*	3/2017	Kwak	D14/138 AB
D837,202	S	*	1/2019	Lee	D14/315
D874,457	S	*	2/2020	Oakley	D14/327
D895,610	S	*	9/2020	Chen	D14/316
D905,694	S	*	12/2020	Goh	D14/439
D914,673	S	*	3/2021	Wu	D14/327
2012/0099252	A1	*	4/2012	Cheng	H01M 50/20 361/679.01

* cited by examiner


2.1




2.2




2.3




2.4



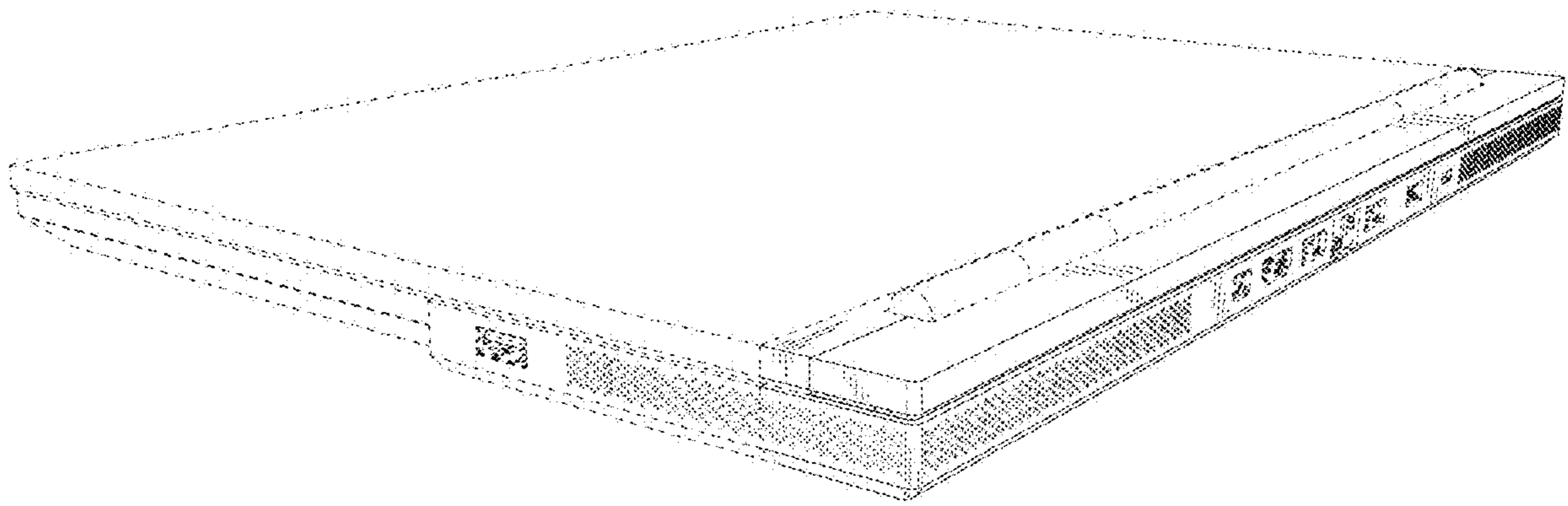
2.5



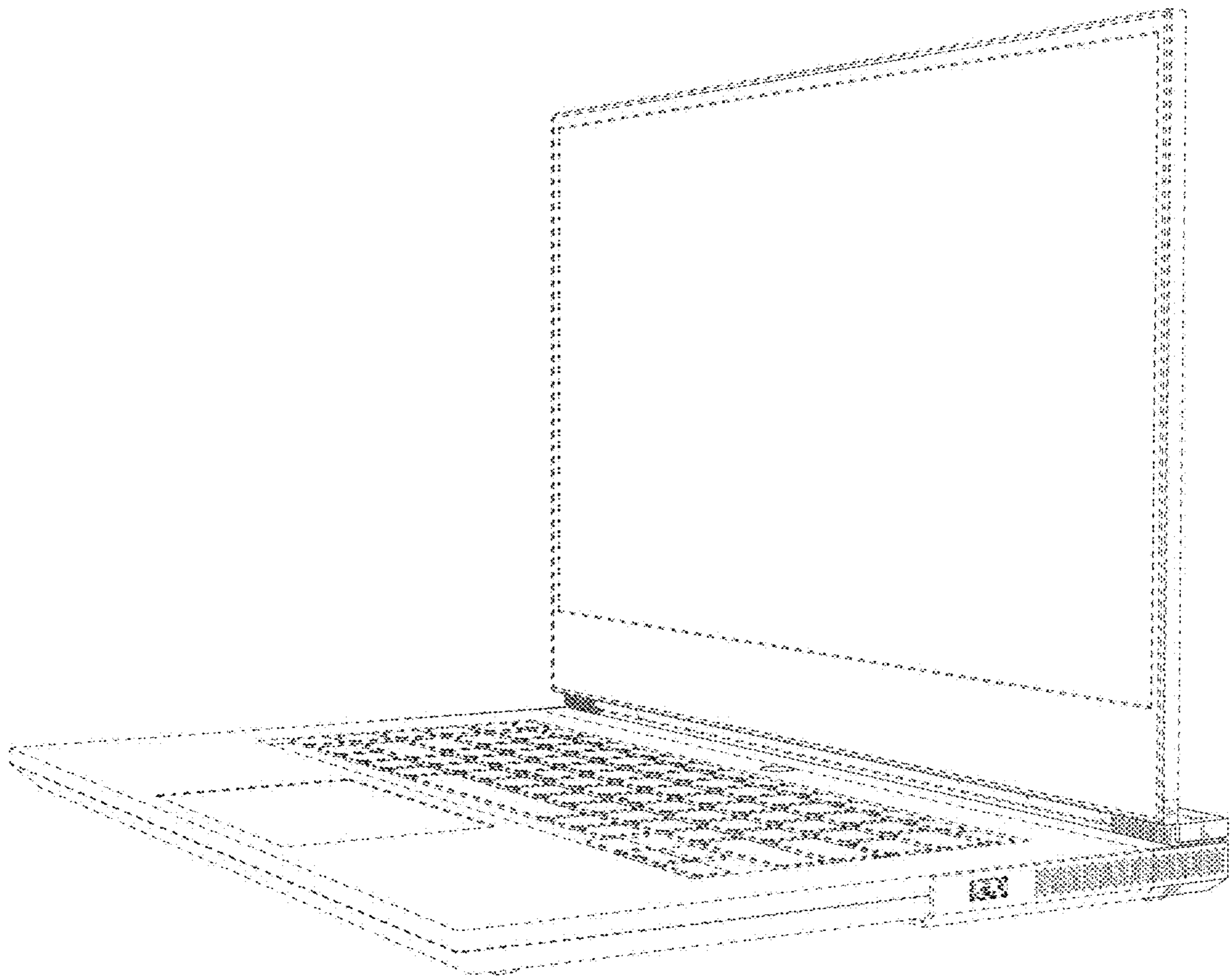
2.6




2.7




2.8



2.9



2.10



2.11

