



US00D938403S

(12) **United States Design Patent** (10) **Patent No.:** **US D938,403 S**
Seo et al. (45) **Date of Patent:** **** Dec. 14, 2021**

(54) **MOBILE PHONE**
(71) Applicant: **Samsung Electronics Co., Ltd.**,
Suwon-si (KR)
(72) Inventors: **Jaehun Seo**, Suwon-si (KR); **Jongdeuk Son**, Suwon-si (KR)
(73) Assignee: **SAMSUNG ELECTRONICS CO., LTD.**, Suwon-si (KR)
(**) Term: **15 Years**
(21) Appl. No.: **29/715,931**
(22) Filed: **Dec. 5, 2019**

D717,263 S * 11/2014 Wozniak D14/138 G
D721,344 S * 1/2015 Lee D14/138 G
D730,859 S * 6/2015 Kaneta D14/138 G
D749,534 S * 2/2016 Liu D14/138 G
D762,607 S * 8/2016 Yoon D14/138 G
D762,608 S * 8/2016 Yoon D14/138 G
D776,108 S * 1/2017 Hsu D14/341
D778,862 S * 2/2017 Hibi D14/138 G
D787,467 S * 5/2017 Xu D14/138 C
D820,836 S * 6/2018 Kim D14/341
D821,376 S * 6/2018 Kim D14/248
D827,637 S * 9/2018 Kim D14/341
D861,652 S * 10/2019 Kim D14/248
D864,954 S * 10/2019 Kim D14/341
D870,690 S * 12/2019 Xiao D14/138 R
D873,266 S * 1/2020 Kim D14/341
D882,556 S * 4/2020 Kim D14/248

(Continued)

(30) **Foreign Application Priority Data**

Jun. 18, 2019 (KR) 30-2019-0028979

(51) **LOC (13) Cl.** **14-03**

(52) **U.S. Cl.**
USPC **D14/248**

(58) **Field of Classification Search**

USPC .. D14/138 G, 248, 341, 345, 432, 439, 371,
D14/374, 138 R, 138 AA, 138 AB,
D14/138 AC, 138 AD, 138 C
CPC H04M 1/0202; H04M 1/0235; H04M
1/0237; H04M 1/0239; H04M 1/0266;
H04M 1/0268; H04M 1/027; H04M
1/0295; H04M 1/02; H04M 1/0279;
H04M 1/0283

See application file for complete search history.

(56) **References Cited**

U.S. PATENT DOCUMENTS

7,925,310 B2 * 4/2011 Chiu G06F 1/1624
455/575.1
D646,661 S * 10/2011 Kim D14/138 AD
D677,234 S * 3/2013 Hirano D14/138 G
D713,373 S * 9/2014 Hibi D14/138 G

Primary Examiner — Bridget L Eland

(74) *Attorney, Agent, or Firm* — McAndrews Held & Malloy, Ltd.

(57) **CLAIM**

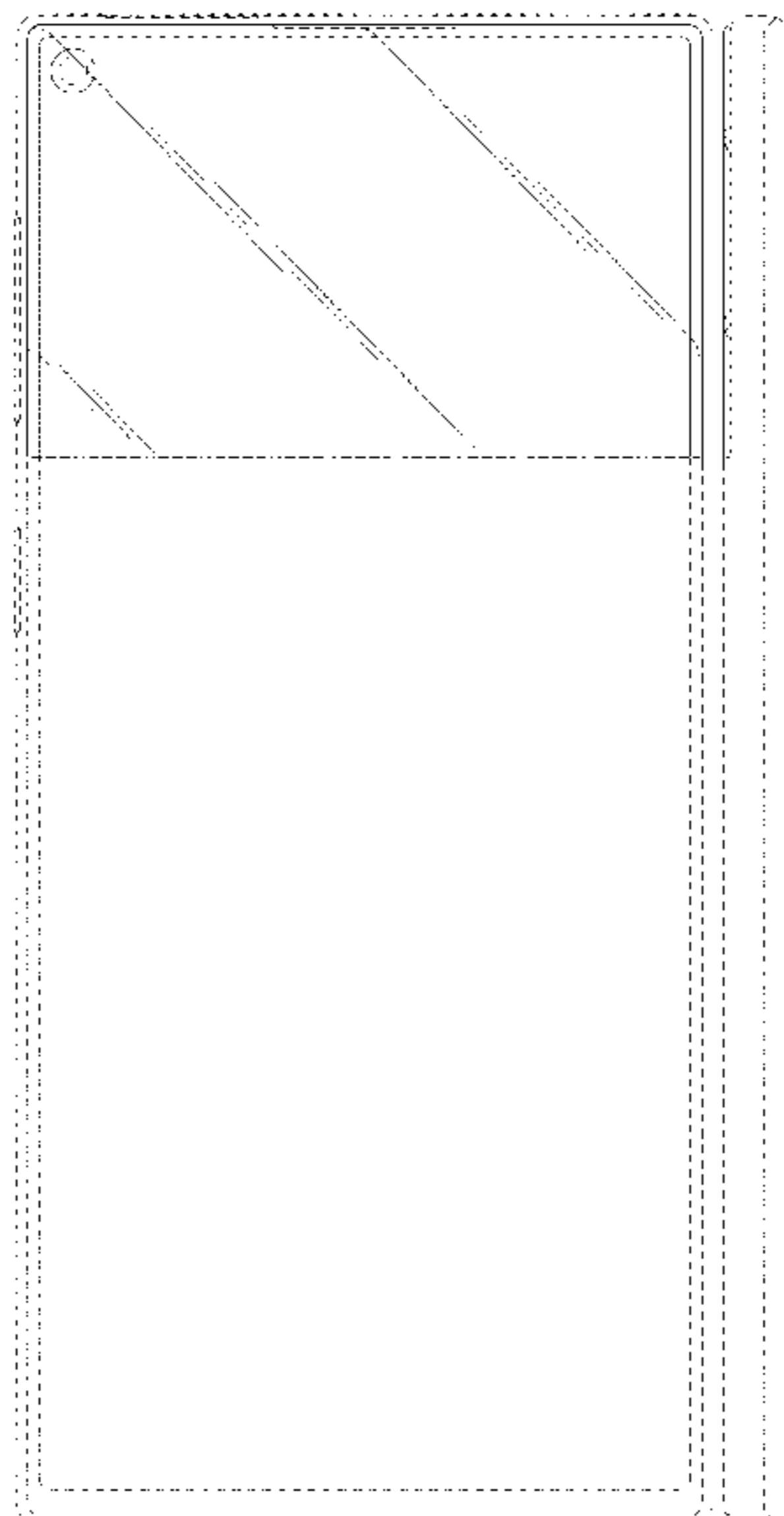
The ornamental design for a mobile phone, as shown and described.

DESCRIPTION

FIG. 1 is a front perspective view of a mobile phone showing our new design;
FIG. 2 is a front elevation view thereof;
FIG. 3 is a rear elevation view thereof;
FIG. 4 is a left side elevation view thereof;
FIG. 5 is a right side elevation view thereof;
FIG. 6 is a top plan view thereof; and,
FIG. 7 is a bottom plan view thereof.

The evenly-spaced dashed broken lines in the figures depict portions of the mobile phone that form no part of the claimed design. The dot-dash broken lines in the drawings represent the bounds of the claim and form no part of the claimed design.

1 Claim, 7 Drawing Sheets



(56)

References Cited

U.S. PATENT DOCUMENTS

D885,357 S *	5/2020	Fan	D14/138 R
D894,163 S *	8/2020	Kim	D14/248
D922,991 S *	6/2021	Seo	D14/248
D924,191 S *	7/2021	Seo	D14/138 G
2011/0081953 A1 *	4/2011	Higuchi	H04N 21/4316 455/566

* cited by examiner

FIG. 1

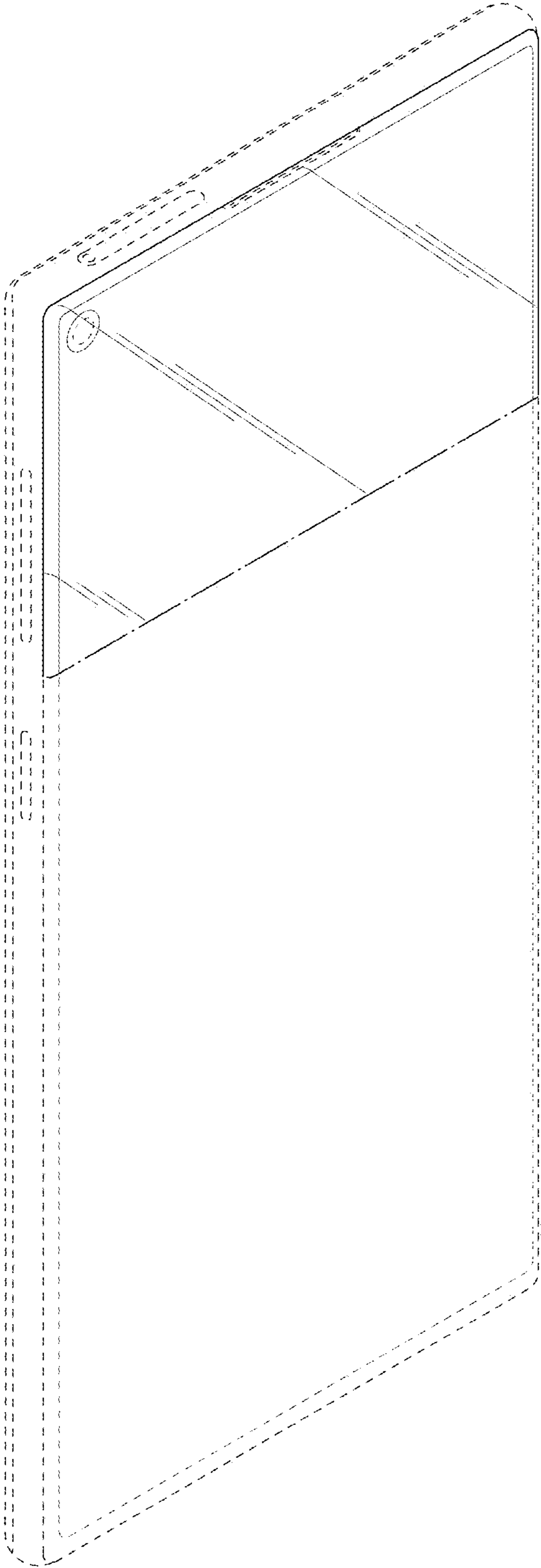


FIG. 2

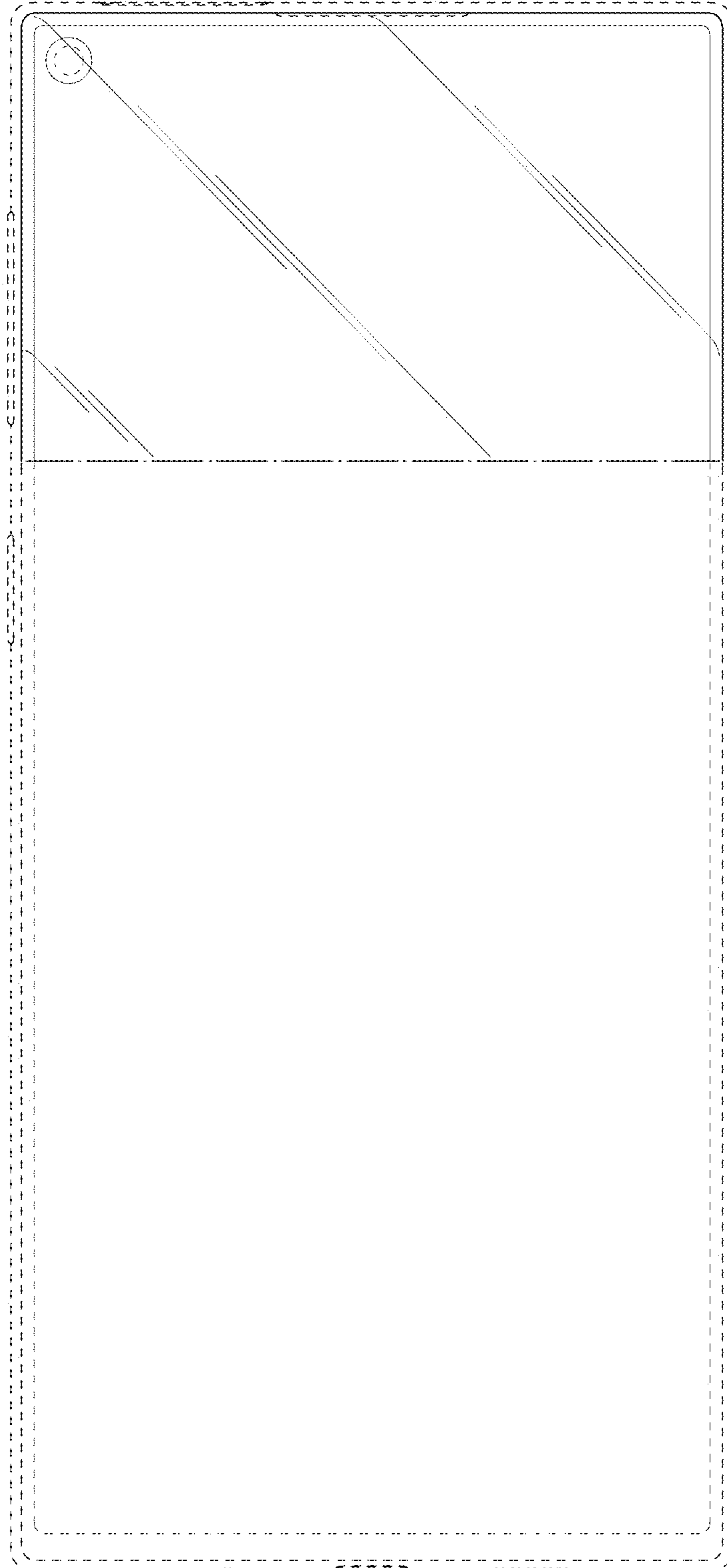


FIG. 3



FIG. 4

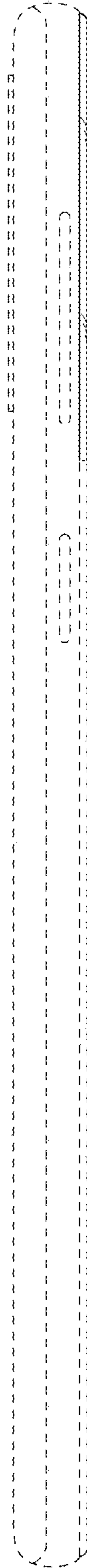


FIG. 5

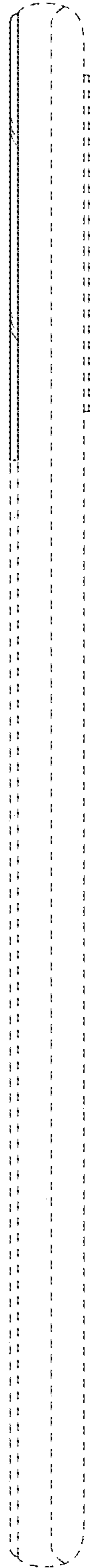


FIG. 6




FIG. 7

