



US00D938345S

(12) **United States Design Patent** (10) **Patent No.:** **US D938,345 S**
van der Steege (45) **Date of Patent:** **** Dec. 14, 2021**

(54) **TIRE TREAD**

(71) Applicant: **Starco Europe A/S**, Brabrand (DK)

(72) Inventor: **Frits van der Steege**, Ubersee-Feldwies (DE)

(73) Assignee: **Starco Europe A/S**, Brabrand (DK)

(**) Term: **15 Years**

(21) Appl. No.: **29/726,503**

(22) Filed: **Mar. 3, 2020**

(30) **Foreign Application Priority Data**

Sep. 9, 2019 (EM) 006850806

(51) **LOC (13) Cl.** **12-15**

(52) **U.S. Cl.**
USPC **D12/604**

(58) **Field of Classification Search**
USPC D12/568-604, 900
CPC Y10T 152/10027; B60C 1/0016; B60C 11/0306; B60C 11/0302; B60C 3/06; B60C 9/17
See application file for complete search history.

(56) **References Cited**

U.S. PATENT DOCUMENTS

D658,570 S * 5/2012 Ochi D12/573
D678,182 S * 3/2013 Ochi D12/604

D782,965 S * 4/2017 Fontaine D12/584
D788,691 S * 6/2017 Tian D12/584
D830,959 S * 10/2018 Fontaine D12/574
D886,716 S * 6/2020 Pribula D12/582
D900,015 S * 10/2020 Zimmerman D12/597
D902,130 S * 11/2020 Liu D12/587

* cited by examiner

Primary Examiner — John A Voytek

(74) *Attorney, Agent, or Firm* — Mollborn Patents, Inc.;
Fredrik Mollborn

(57) **CLAIM**

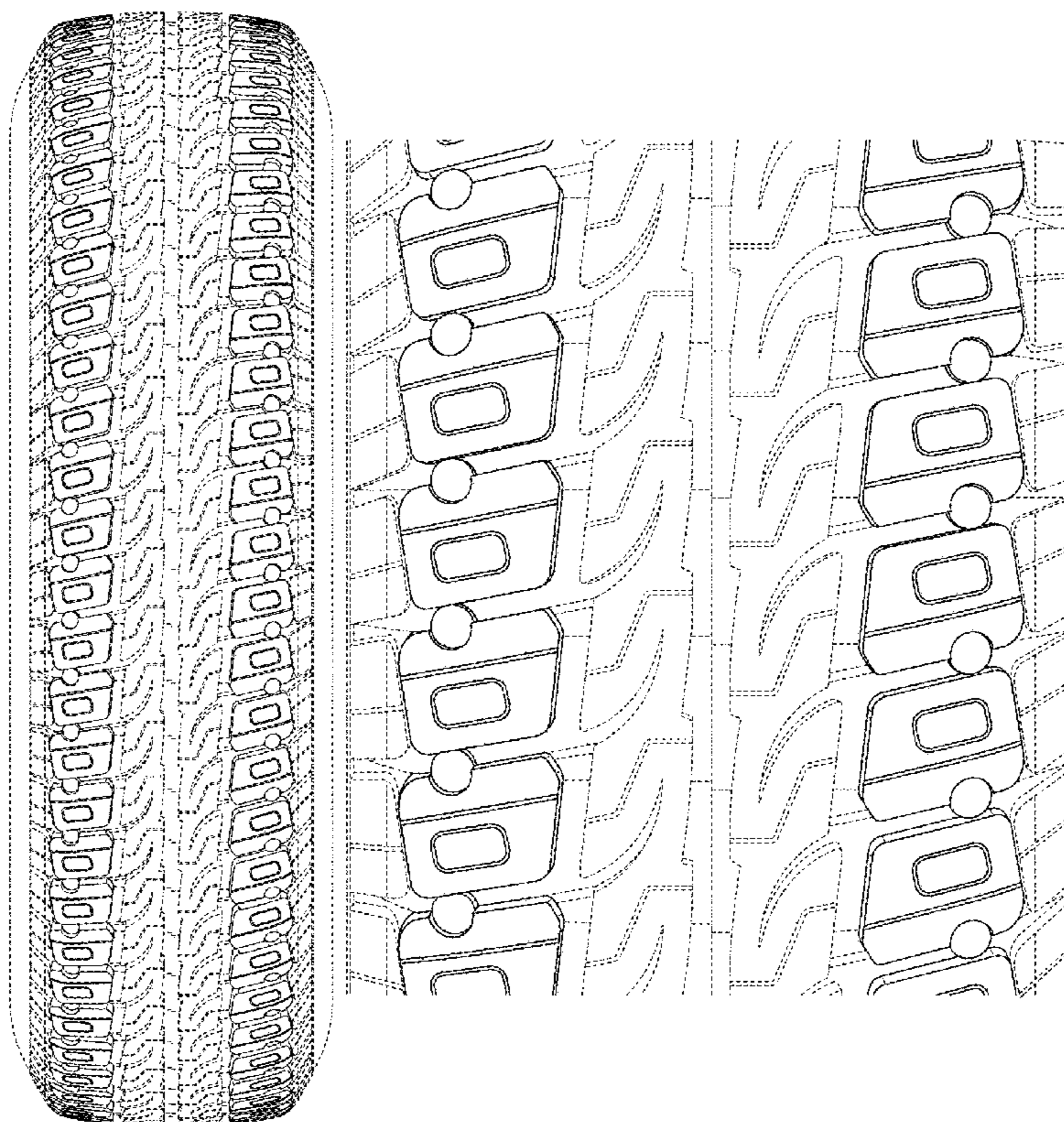
The ornamental design for a tire tread, as shown and described.

DESCRIPTION

FIG. 1 is a front elevational view of a tire tread showing my new design, it being understood that the pattern repeats uniformly throughout the circumference of the tread; and, FIG. 2 is an enlarged fragmentary front elevation view thereof.

In the drawings, the broken lines defining the sidewall and the central portion of the tread are for illustrative purposes only and form no part of the claimed design.

1 Claim, 2 Drawing Sheets



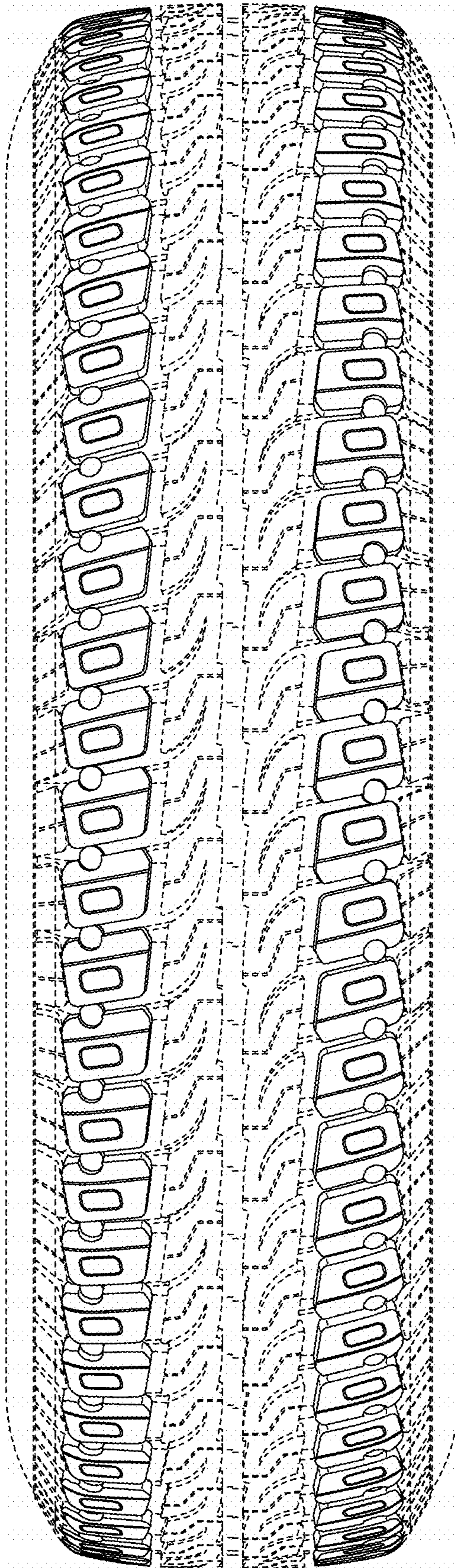


FIG. 1




FIG. 2