



US00D938333S

(12) **United States Design Patent**
Chen

(10) **Patent No.:** **US D938,333 S**

(45) **Date of Patent:** **** Dec. 14, 2021**

(54) **WHEEL RIM**

(71) Applicant: **ALEX GLOBAL TECHNOLOGY, INC.**, Tainan (TW)

(72) Inventor: **Wei-Chin Chen**, Tainan (TW)

(73) Assignee: **Alex Global Technology, Inc.**, Tainan (TW)

(**) Term: **15 Years**

(21) Appl. No.: **29/733,197**

(22) Filed: **Apr. 30, 2020**

(51) **LOC (13) Cl.** **12-16**

(52) **U.S. Cl.**
USPC **D12/209**

(58) **Field of Classification Search**
USPC D12/204–213; D21/563
CPC B60B 7/00; B60B 7/02; B60B 7/04; B60B 7/01; B60B 7/06; B60B 3/02; B60B 3/04; B60B 3/06; B60B 3/10; B60B 1/00; B60B 1/08; B60B 1/10; B60B 1/12
See application file for complete search history.

(56) **References Cited**

U.S. PATENT DOCUMENTS

D218,930 S	*	10/1970	Mitchell	D12/211
D261,879 S	*	11/1981	Envall	D12/211
D262,616 S	*	1/1982	Main	D12/211
D295,509 S	*	5/1988	Boyer	D12/211
D302,002 S	*	7/1989	Arai	D12/209
D302,419 S	*	7/1989	McKeon	D12/211

D303,649 S	*	9/1989	Motoaki	D12/211
D324,200 S	*	2/1992	Lorinser	D12/211
D360,867 S	*	8/1995	Botterman	D12/211
D405,410 S	*	2/1999	Goplen	D12/211
D454,827 S	*	3/2002	Pfeiffer	D12/211
D531,559 S	*	11/2006	Schuster	D12/209
D598,835 S	*	8/2009	DeGeorge	D12/209
D658,106 S	*	4/2012	Thurner	D12/211
D763,768 S	*	8/2016	Henderson	D12/211
D763,770 S	*	8/2016	Johnson	D12/211
D777,073 S	*	1/2017	Chung	D12/211
D866,435 S	*	11/2019	Interrante	D12/209
D885,291 S	*	5/2020	Han	D12/209
D889,362 S	*	7/2020	Lopes	D12/209
D904,963 S	*	12/2020	Hale, Jr.	D12/209

* cited by examiner

Primary Examiner — Stacia A Cadmus

(74) *Attorney, Agent, or Firm* — Rosenberg, Klein & Lee

(57) **CLAIM**

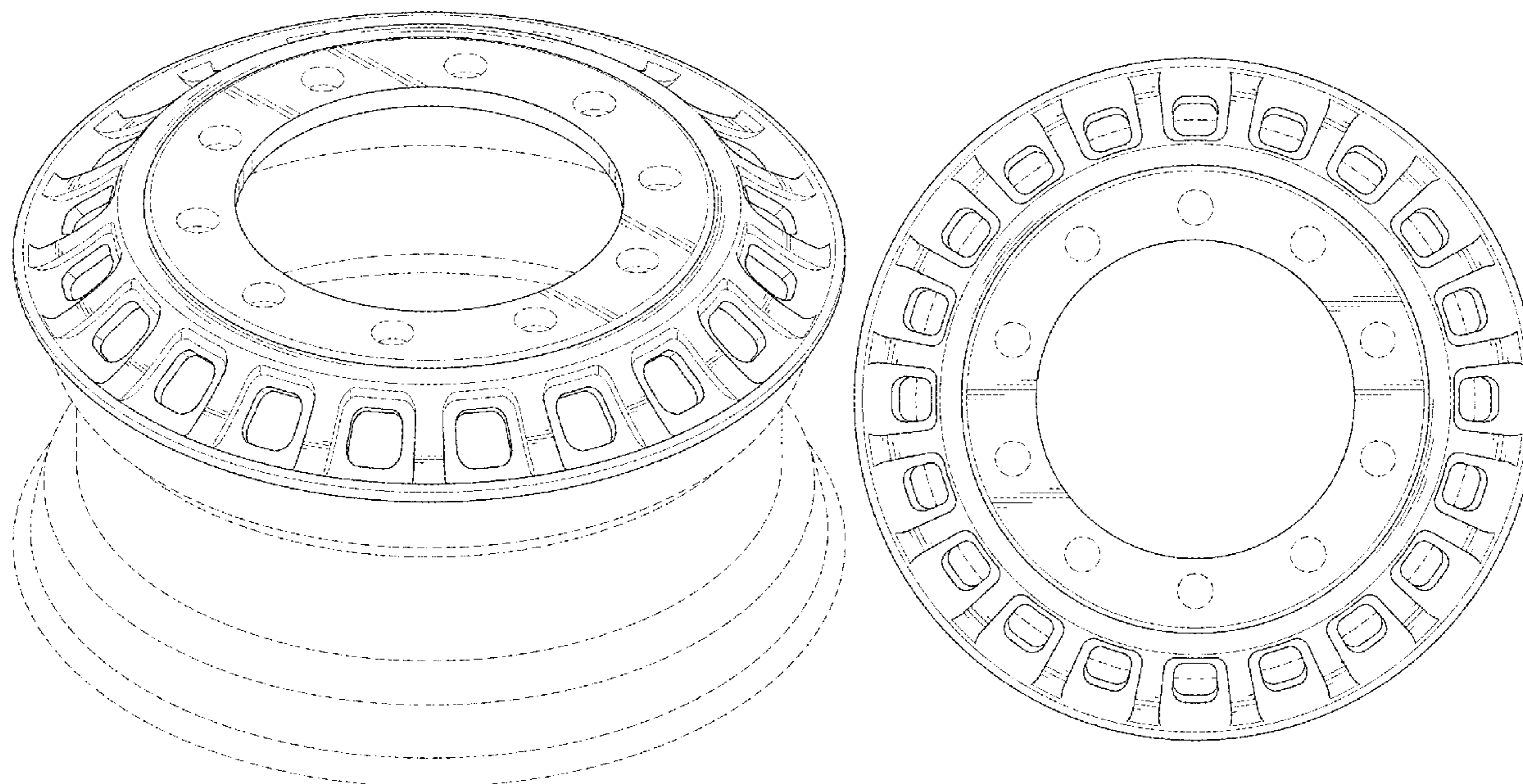
The ornamental design for a wheel rim, as shown and described.

DESCRIPTION

FIG. 1 is a top-front perspective view of a wheel rim showing my new design;
FIG. 2 is a front elevational view thereof;
FIG. 3 is a rear elevational view thereof;
FIG. 4 is a left side elevational view thereof;
FIG. 5 is a right side elevational view thereof; and,
FIG. 6 is a top plan view thereof.

The broken lines shown in the figures illustrate portions of the wheel rim that form no part of the claimed design.

1 Claim, 6 Drawing Sheets



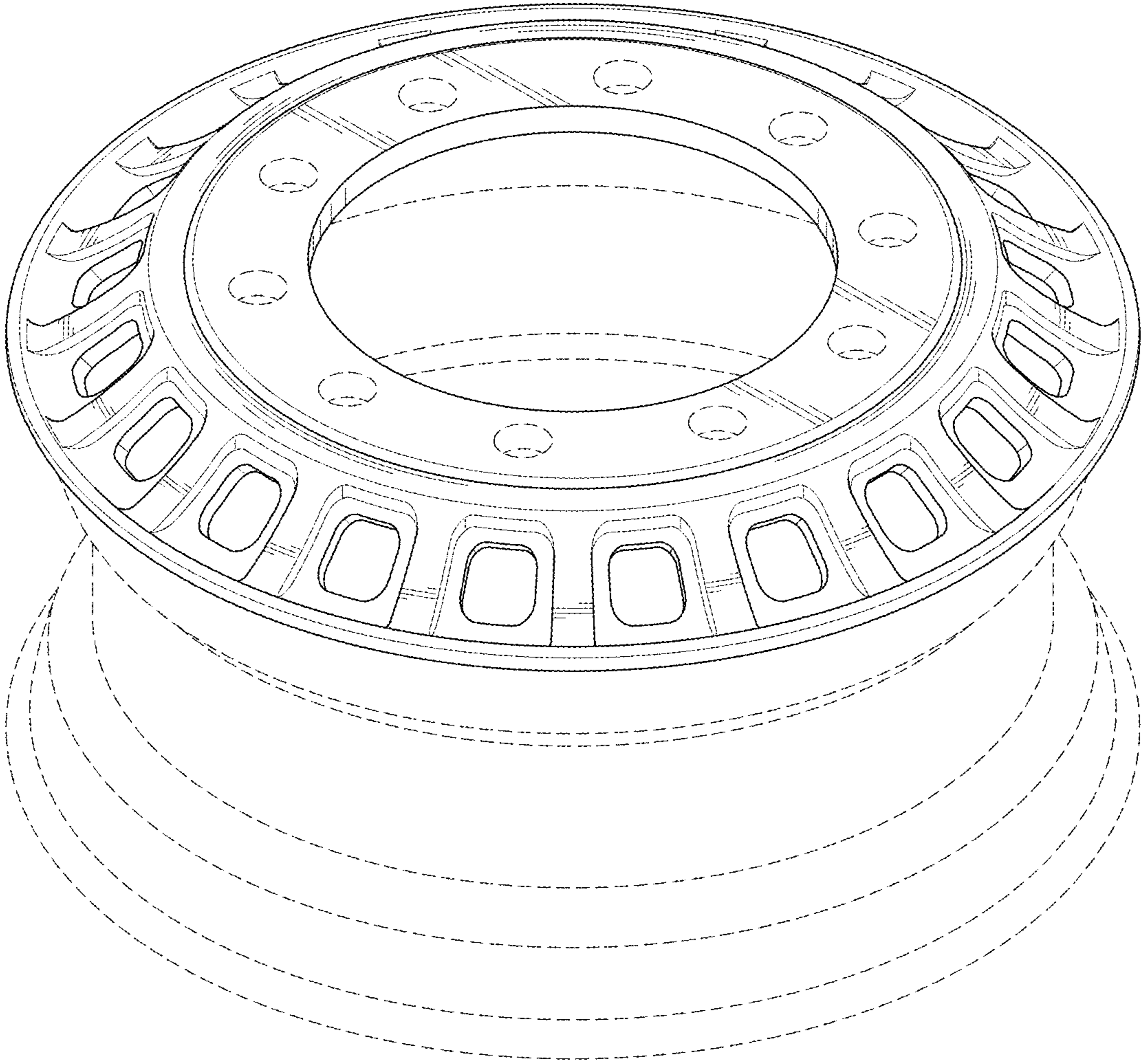


FIG. 1




FIG. 2




FIG. 3




FIG. 4




FIG. 5

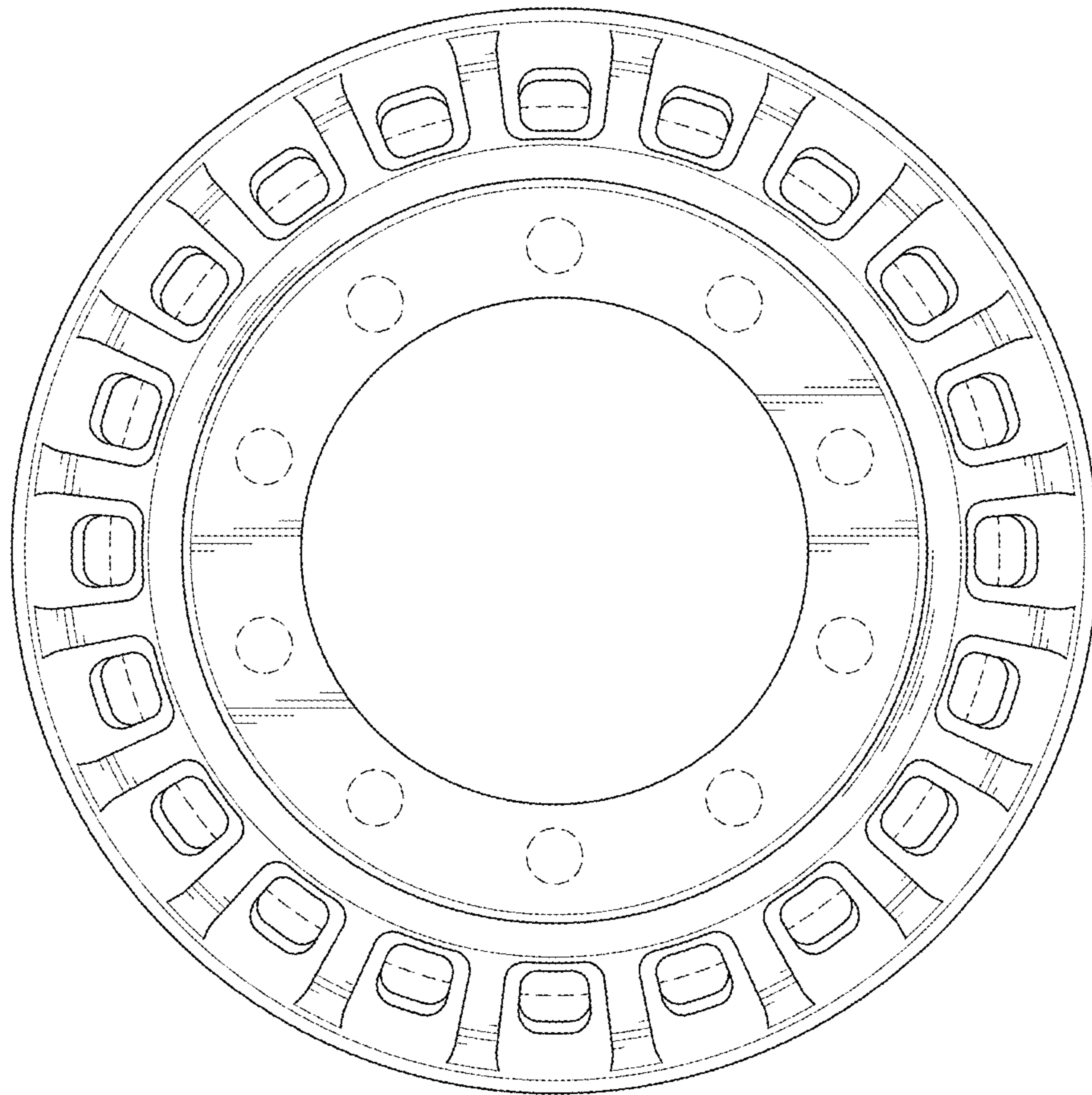


FIG. 6