



US00D938320S

(12) **United States Design Patent** (10) **Patent No.:** **US D938,320 S**
Sperling et al. (45) **Date of Patent:** **** Dec. 14, 2021**

(54) **REAR BUMPER FOR A MOTOR VEHICLE**

(71) Applicant: **TOYOTA JIDOSHA KABUSHIKI KAISHA**, Toyota (JP)

(72) Inventors: **Matthew Niven Sperling**, San Clemente, CA (US); **Joonsung Ea**, Canton, MI (US); **Scott Matthew Roller**, Pinckney, MI (US); **Peter Kim**, Novi, MI (US); **Jin Won Kim**, Tustin, CA (US)

(73) Assignee: **Toyota Jidosha Kabushiki Kaisha**, Toyota (JP)

(**) Term: **15 Years**

(21) Appl. No.: **29/744,073**

(22) Filed: **Jul. 27, 2020**

(30) **Foreign Application Priority Data**

Jan. 29, 2020 (JP) 2020-001518 D

(51) **LOC (13) Cl.** **12-16**

(52) **U.S. Cl.**
USPC **D12/169**

(58) **Field of Classification Search**
USPC D12/169, 163, 196, 86, 90-92;
296/180.1, 180.2; 293/102, 113, 115,
293/117, 120
CPC B60R 19/52; B60R 2019/25; B62D 25/084
See application file for complete search history.

(56) **References Cited**

U.S. PATENT DOCUMENTS

D748,544 S * 2/2016 Nissl D12/169
D843,277 S * 3/2019 Ojea D12/169

D856,223 S * 8/2019 Thogersen D12/169
D856,224 S * 8/2019 Nissl D12/169
D856,867 S * 8/2019 Elstner D12/169
D856,870 S * 8/2019 Nakajima D12/169
D866,418 S * 11/2019 Peplowski D12/169
D871,279 S * 12/2019 Tonello D12/169
D926,646 S * 8/2021 Peplowski D12/169

OTHER PUBLICATIONS

NetCarShow.com: https://www.netcarshow.com/lexus/2018-lc_500/; Model: Lexus LC 500 (2018); Mfg.: Toyota; available on at least Sep. 14, 2018.
NetCarShow.com: <https://www.netcarshow.com/toyota/2018-camry/>; Model: Toyota Camry SE (2018); Mfg.: Toyota; available on at least Sep. 14, 2018.

* cited by examiner

Primary Examiner — Melody N Brown
(74) *Attorney, Agent, or Firm* — Finnegan, Henderson, Farabow, Garrett & Dunner, L.L.P.

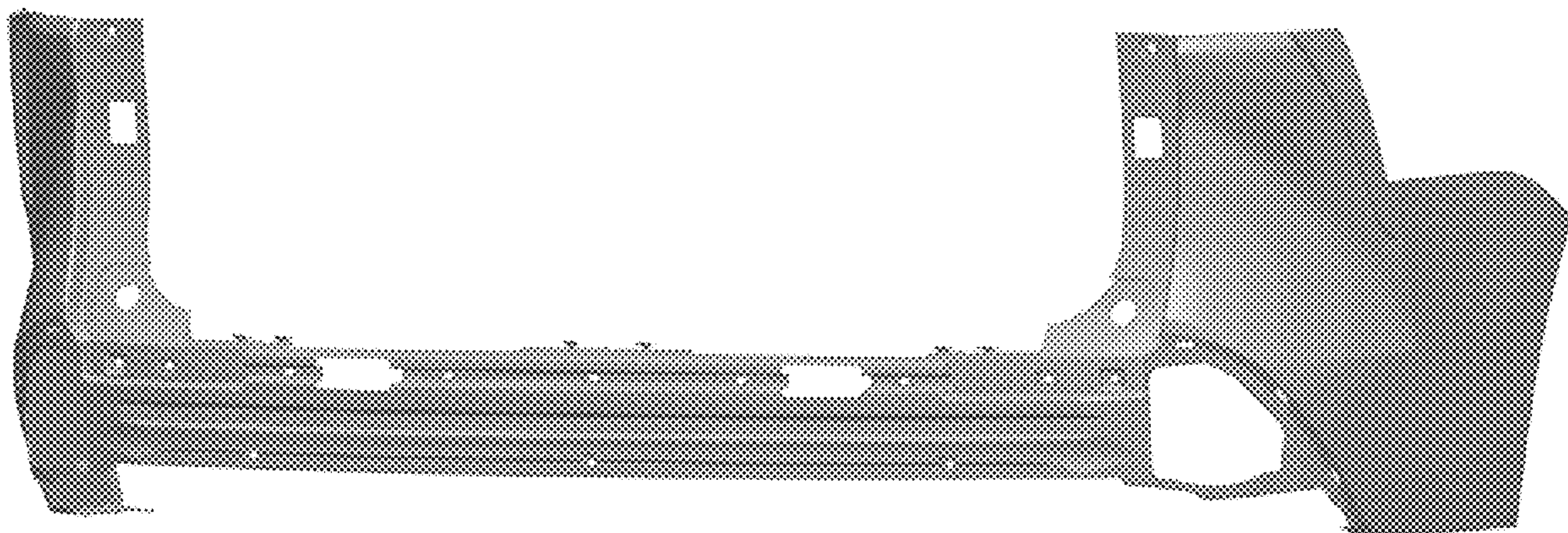
(57) **CLAIM**

The ornamental design for a rear bumper for a motor vehicle, as shown and described.

DESCRIPTION

FIG. 1 is a front perspective view for a rear bumper for a motor vehicle, showing our new design;
FIG. 2 is a front view thereof;
FIG. 3 is a rear view thereof;
FIG. 4 is a right side view thereof;
FIG. 5 is a left side view thereof;
FIG. 6 is a top view thereof; and,
FIG. 7 is a bottom view thereof.

1 Claim, 7 Drawing Sheets



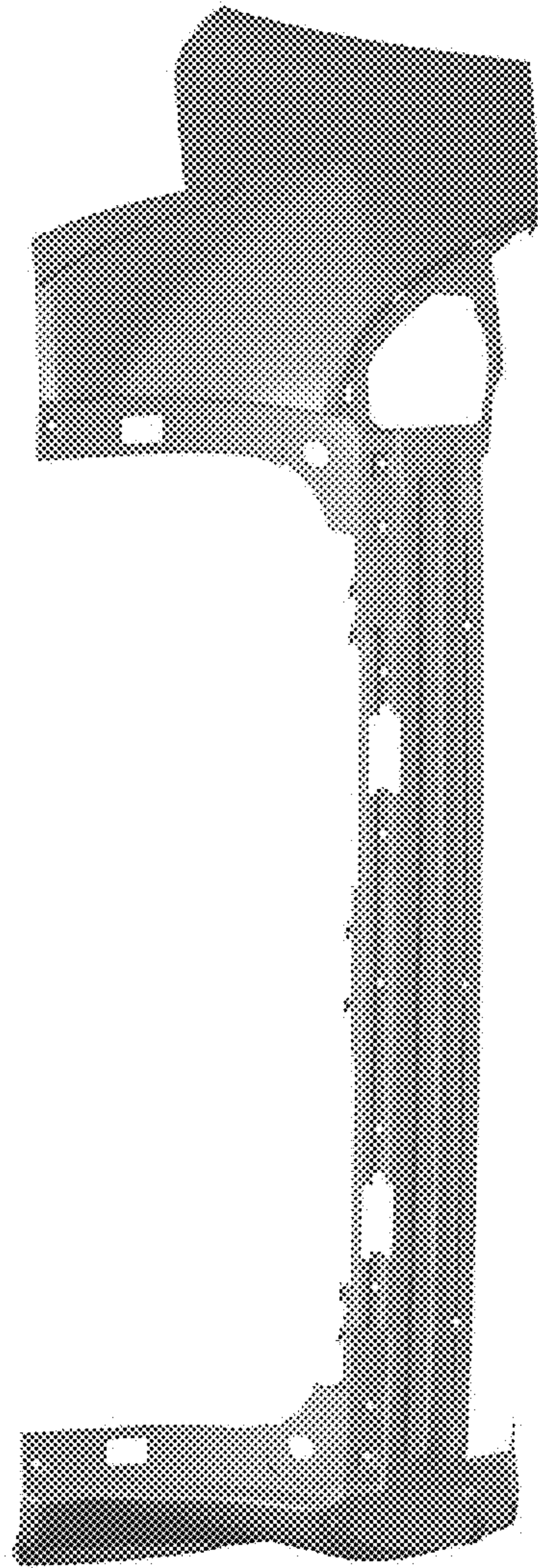


FIG. 1

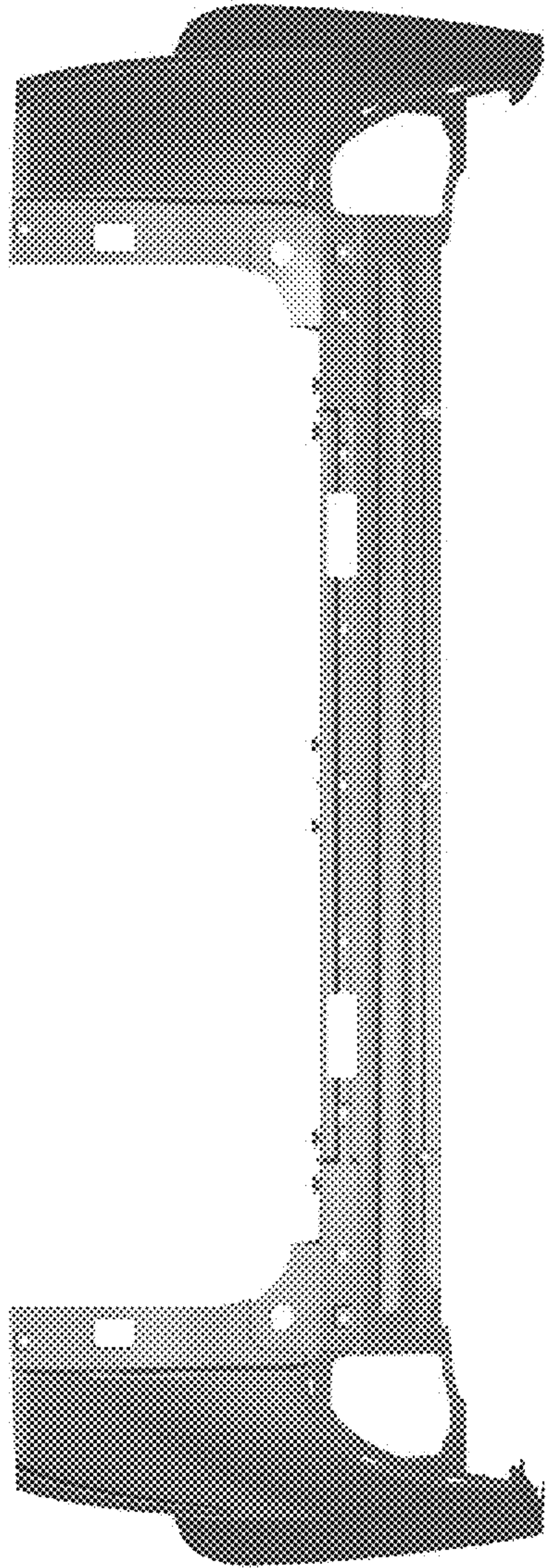


FIG. 2

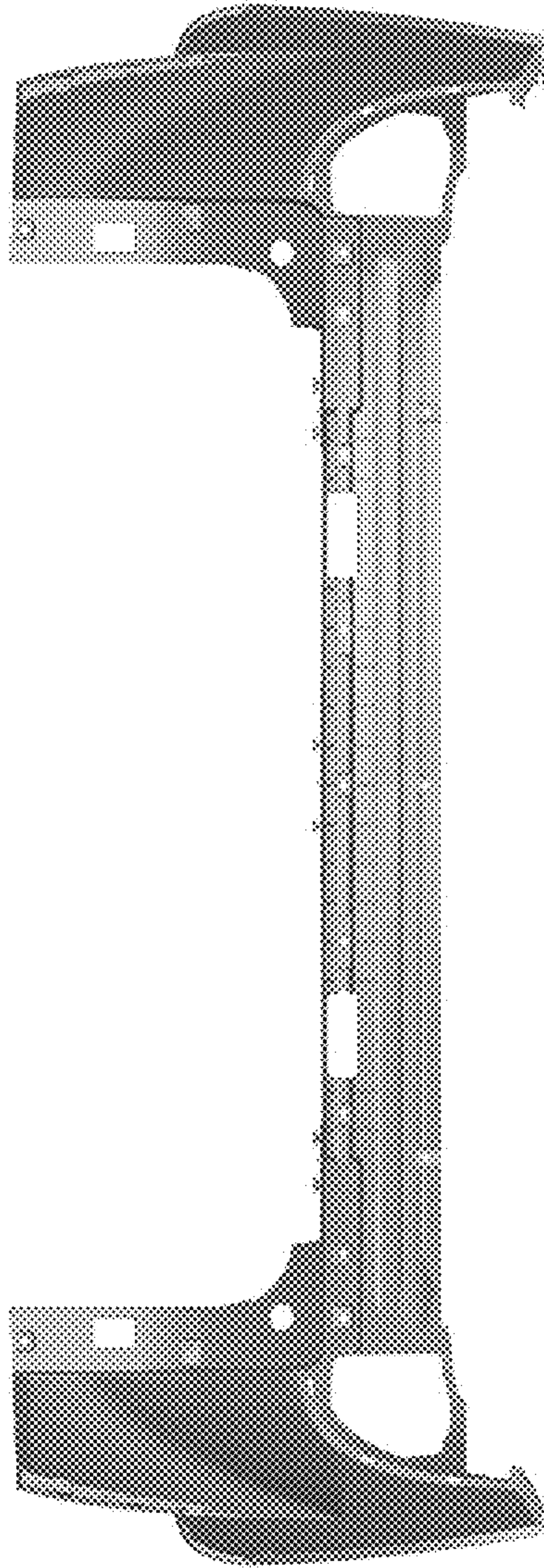


FIG. 3




FIG. 4




FIG. 5




FIG. 6




FIG. 7