



US00D938318S

(12) **United States Design Patent** (10) **Patent No.:** **US D938,318 S**  
**Ea et al.** (45) **Date of Patent:** **\*\* Dec. 14, 2021**

(54) **FRONT BUMPER FOR A MOTOR VEHICLE**

(71) Applicant: **TOYOTA JIDOSHA KABUSHIKI KAISHA**, Toyota (JP)

(72) Inventors: **Joonsung Ea**, Canton, MI (US); **Kengo Iwanaga**, Ann Arbor, MI (US); **Peter Kim**, Novi, MI (US)

(73) Assignee: **Toyota Jidosha Kabushiki Kaisha**, Toyota (JP)

(\*\*) Term: **15 Years**

(21) Appl. No.: **29/744,061**

(22) Filed: **Jul. 27, 2020**

(30) **Foreign Application Priority Data**

Jan. 29, 2020 (JP) ..... 2020-001515

(51) **LOC (13) Cl.** ..... **12-16**

(52) **U.S. Cl.**  
USPC ..... **D12/169**

(58) **Field of Classification Search**  
USPC ..... D12/169, 163, 196, 86, 90-92;  
296/180.1, 180.2; 293/102, 113, 115,  
293/117, 120

CPC .... B60R 19/52; B60R 2019/25; B62D 25/084  
See application file for complete search history.

(56) **References Cited**

**U.S. PATENT DOCUMENTS**

D824,820 S \* 8/2018 Nakamura ..... D12/169  
D825,410 S \* 8/2018 Nakamura ..... D12/169

D829,616 S \* 10/2018 Fuchino ..... D12/169  
D829,617 S \* 10/2018 Takamatsu ..... D12/169  
D829,618 S \* 10/2018 Kamahara ..... D12/169  
D830,250 S \* 10/2018 Tomita ..... D12/169  
D835,014 S \* 12/2018 Ea ..... D12/169  
D839,150 S \* 1/2019 Roller ..... D12/169  
D839,151 S \* 1/2019 Cartabiano ..... D12/169  
D856,220 S \* 8/2019 Koyama ..... D12/169  
D856,221 S \* 8/2019 Sakaue ..... D12/169  
D870,614 S \* 12/2019 Ea ..... D12/170  
D874,997 S \* 2/2020 Campbell ..... D12/169  
D886,692 S \* 6/2020 Yokoi ..... D12/169  
D906,907 S \* 1/2021 Yagi ..... D12/169  
D918,104 S \* 5/2021 Ito ..... D12/169  
D918,795 S \* 5/2021 Kato ..... D12/169  
D918,799 S \* 5/2021 Fukunaga ..... D12/169  
D918,800 S \* 5/2021 Nagasaka ..... D12/169

\* cited by examiner

*Primary Examiner* — Melody N Brown

(74) *Attorney, Agent, or Firm* — Finnegan, Henderson, Farabow, Garrett & Dunner, L.L.P.

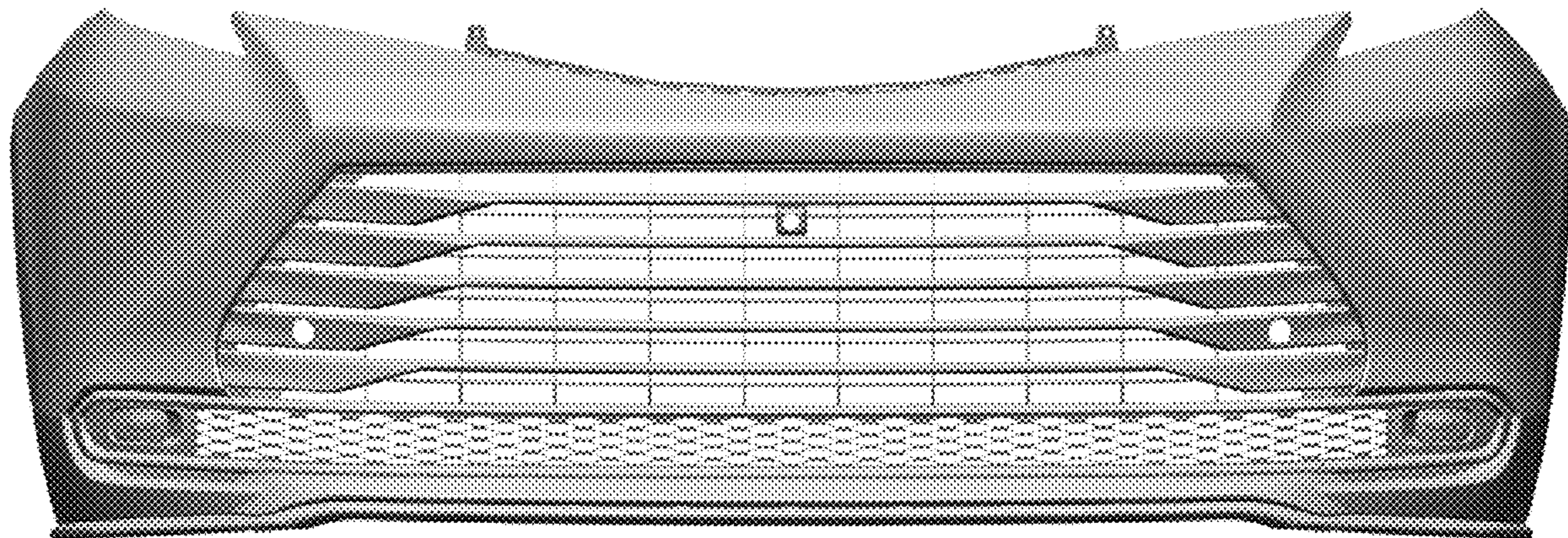
(57) **CLAIM**

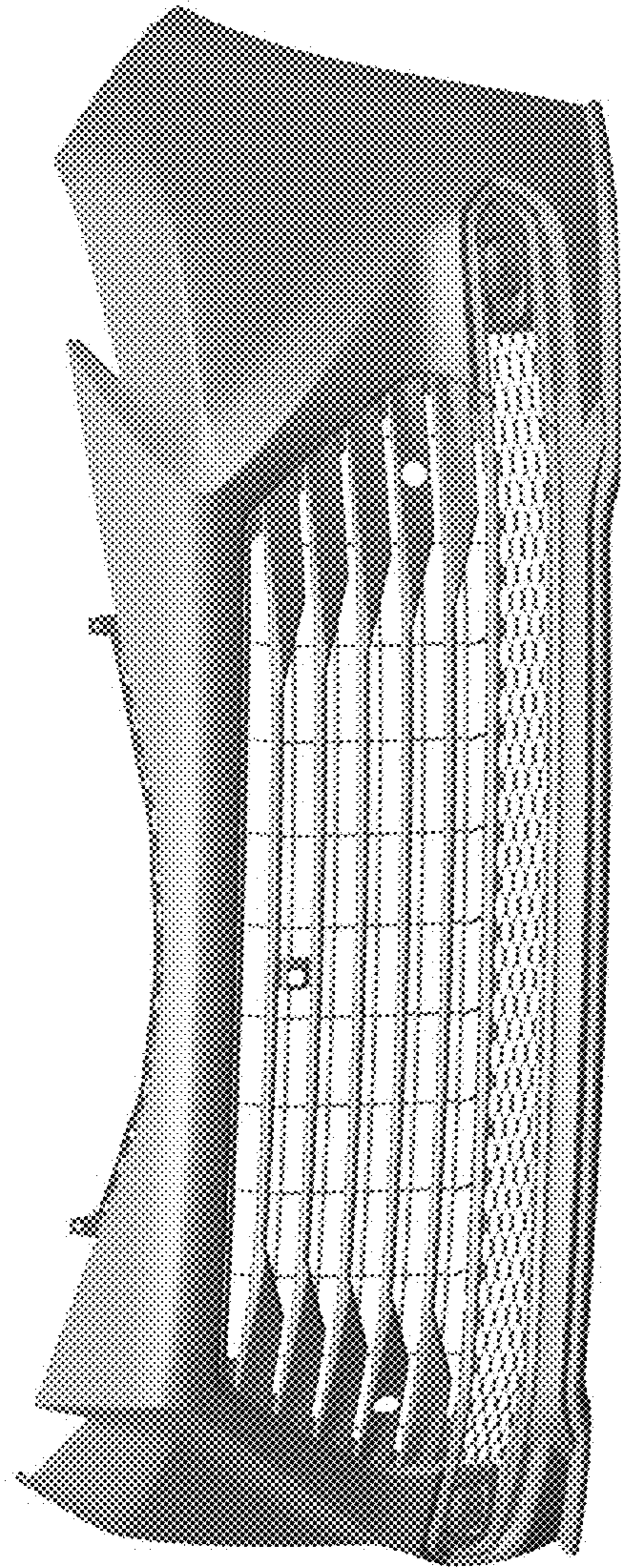
The ornamental design for a front bumper for a motor vehicle, as shown and described.

**DESCRIPTION**

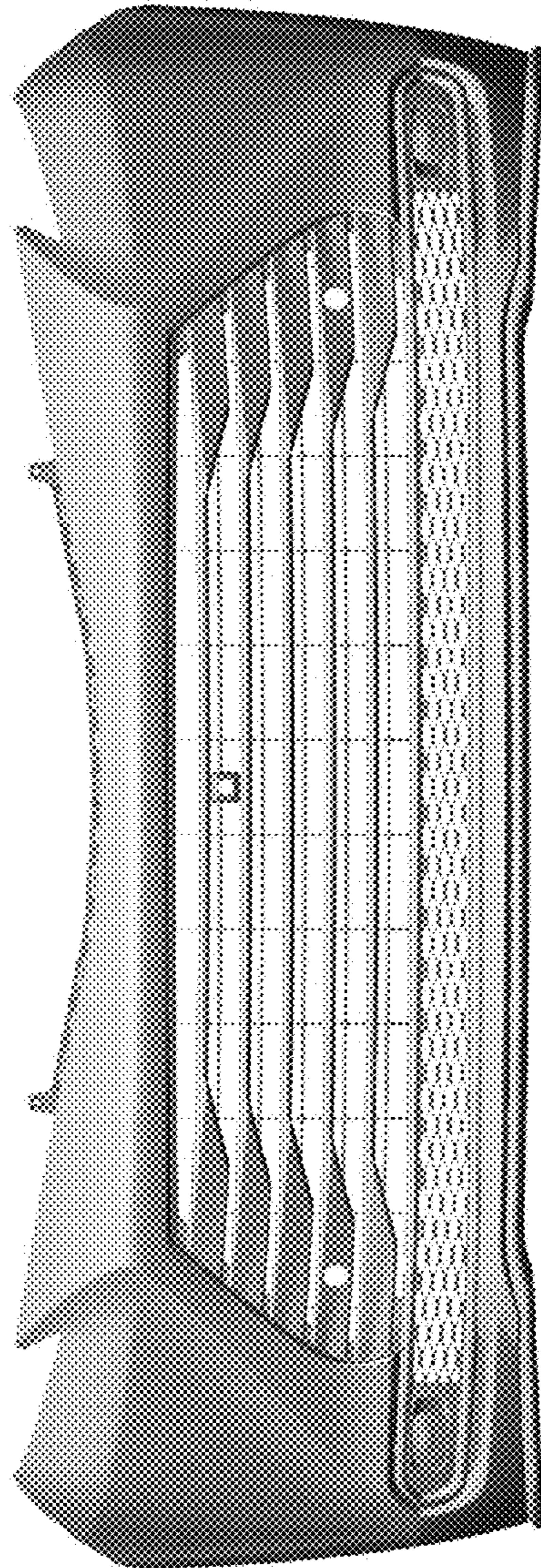
FIG. 1 is a front perspective view for a front bumper for a motor vehicle, showing our new design;  
FIG. 2 is a front view thereof;  
FIG. 3 is a rear view thereof;  
FIG. 4 is a right side view thereof;  
FIG. 5 is a left side view thereof;  
FIG. 6 is a top view thereof; and,  
FIG. 7 is a bottom view thereof.

**1 Claim, 7 Drawing Sheets**

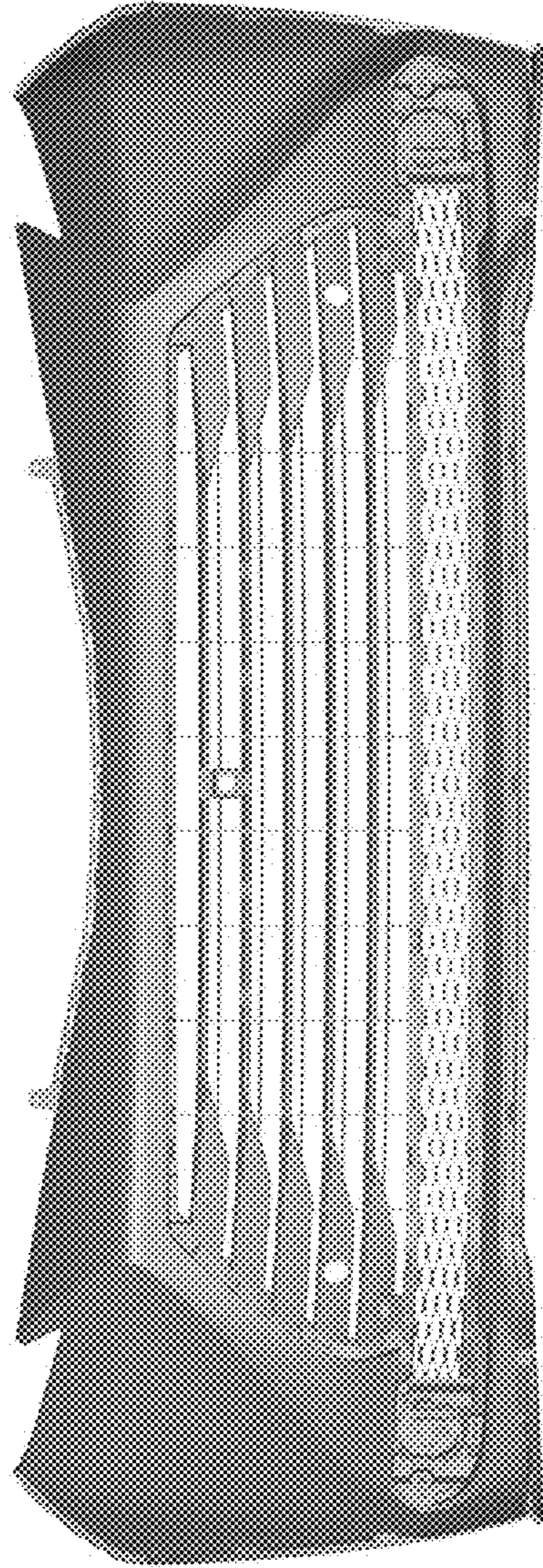




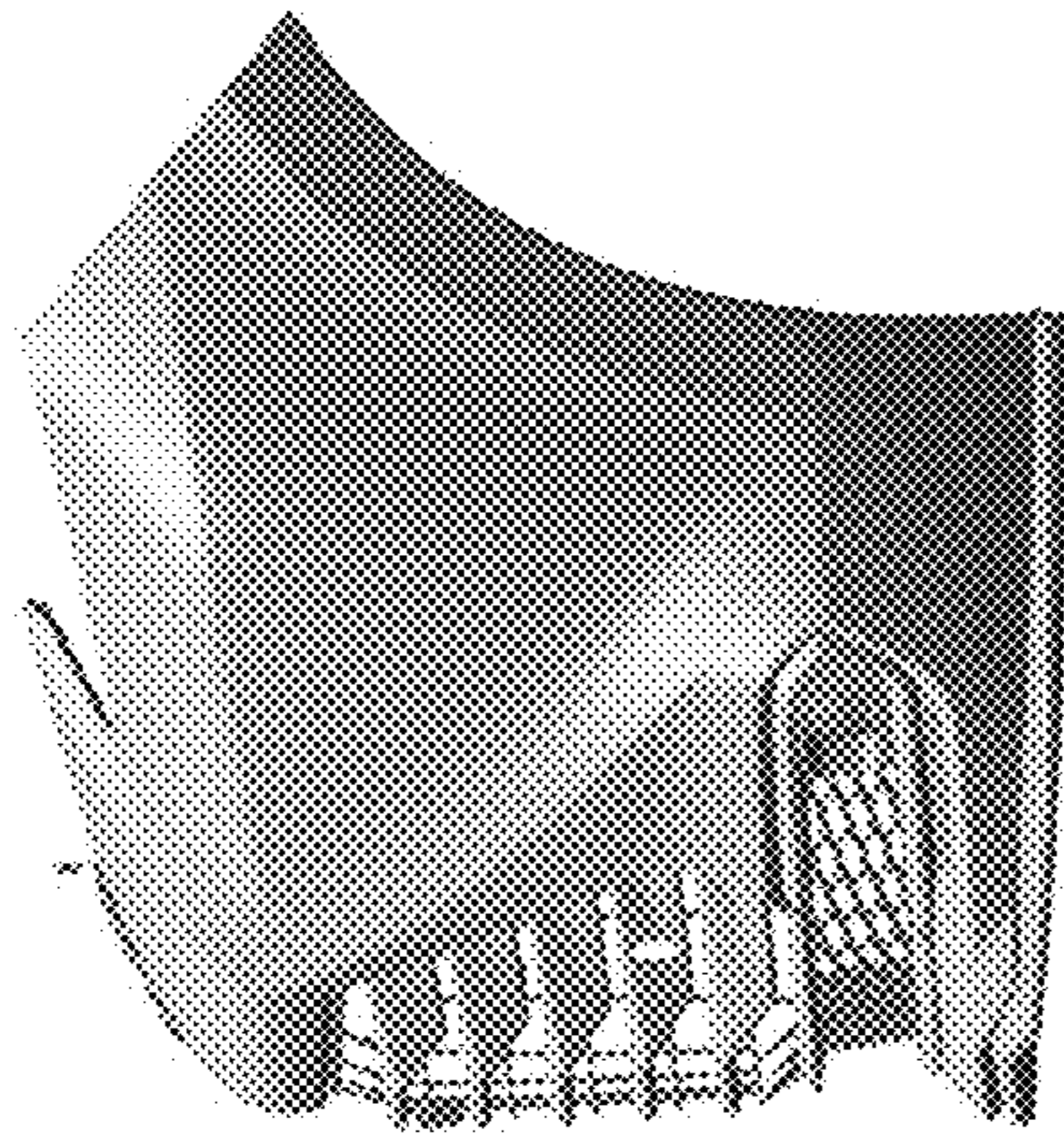
**FIG. 1**



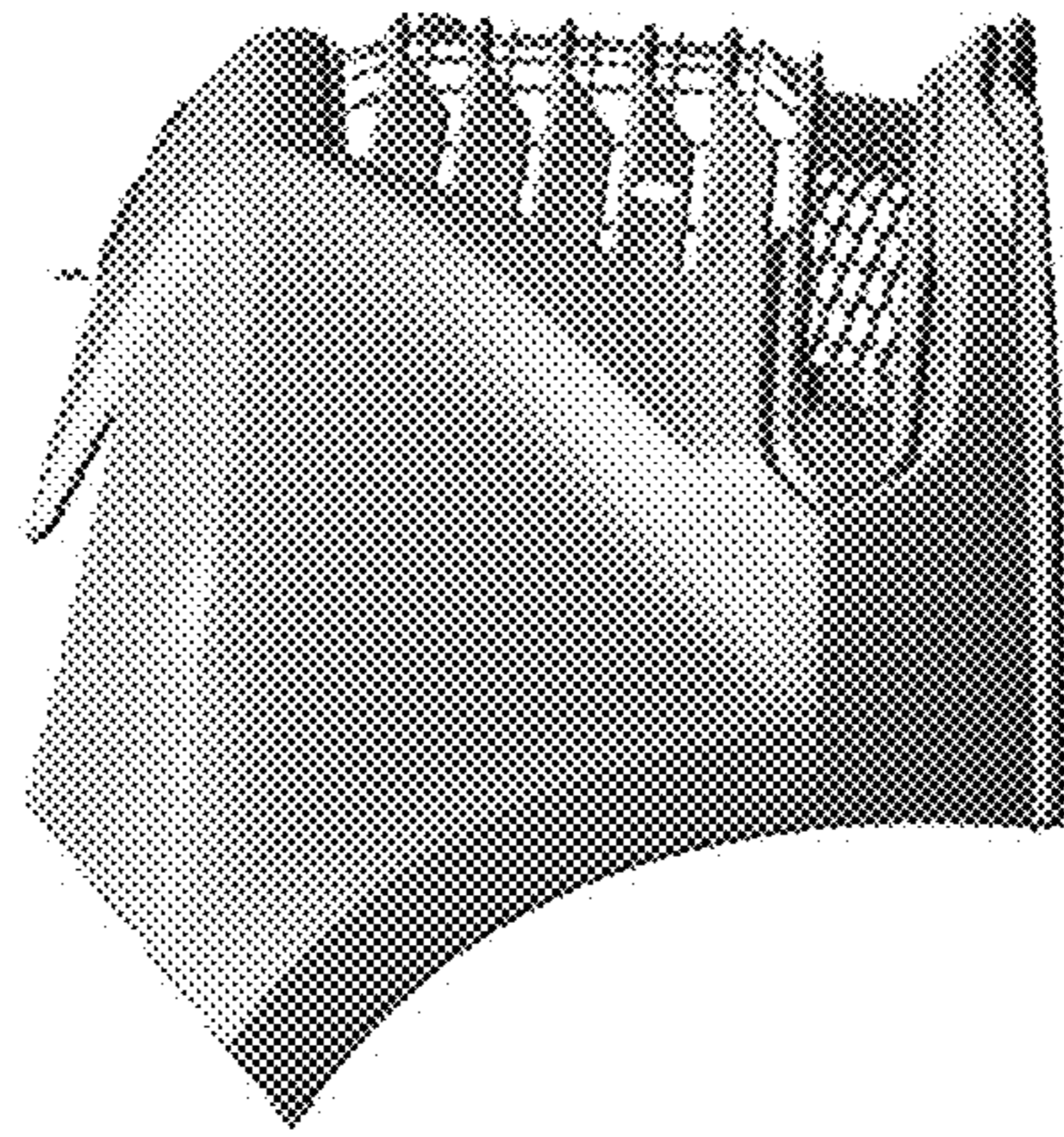
**FIG. 2**



**FIG. 3**



**FIG. 4**



**FIG. 5**



**FIG. 6**



**FIG. 7**