



US00D938263S

(12) **United States Design Patent** (10) **Patent No.:** **US D938,263 S**
Miao et al. (45) **Date of Patent:** **** Dec. 14, 2021**

(54) **CABLE CLIP**
(71) Applicant: **Guangzhou Heiman Technology Co., Ltd.**, Guangzhou (CN)
(72) Inventors: **Bin Miao**, Guangzhou (CN); **Kaizan Su**, Guangzhou (CN)
(**) Term: **15 Years**
(21) Appl. No.: **29/760,687**
(22) Filed: **Dec. 3, 2020**
(51) **LOC (13) Cl.** **09-06**
(52) **U.S. Cl.**
USPC **D8/356**
(58) **Field of Classification Search**
USPC D8/356, 354, 349, 394; D13/155, 154, D13/147; 248/68.1
CPC B63B 59/02; B63B 21/045; H02G 7/12
See application file for complete search history.

D688,595 S * 8/2013 Dunn D11/184
D693,731 S * 11/2013 Dunn D11/184
D704,535 S * 5/2014 Burda D8/356
D720,606 S * 1/2015 Mathews D8/356
D833,264 S 11/2018 Wu et al.
D841,449 S * 2/2019 Aas-Jakobsen D8/383
D860,173 S * 9/2019 Nokuo D14/223
D867,859 S * 11/2019 Herbert D8/356
D909,187 S * 2/2021 Hanke D8/356
D926,022 S * 7/2021 Luhrmann D8/356
2012/0260543 A1* 10/2012 Dunn G09F 3/06
40/316

* cited by examiner

Primary Examiner — Cynthia R Underwood
(74) *Attorney, Agent, or Firm* — Rumit Ranjit Kanakia

(57) **CLAIM**

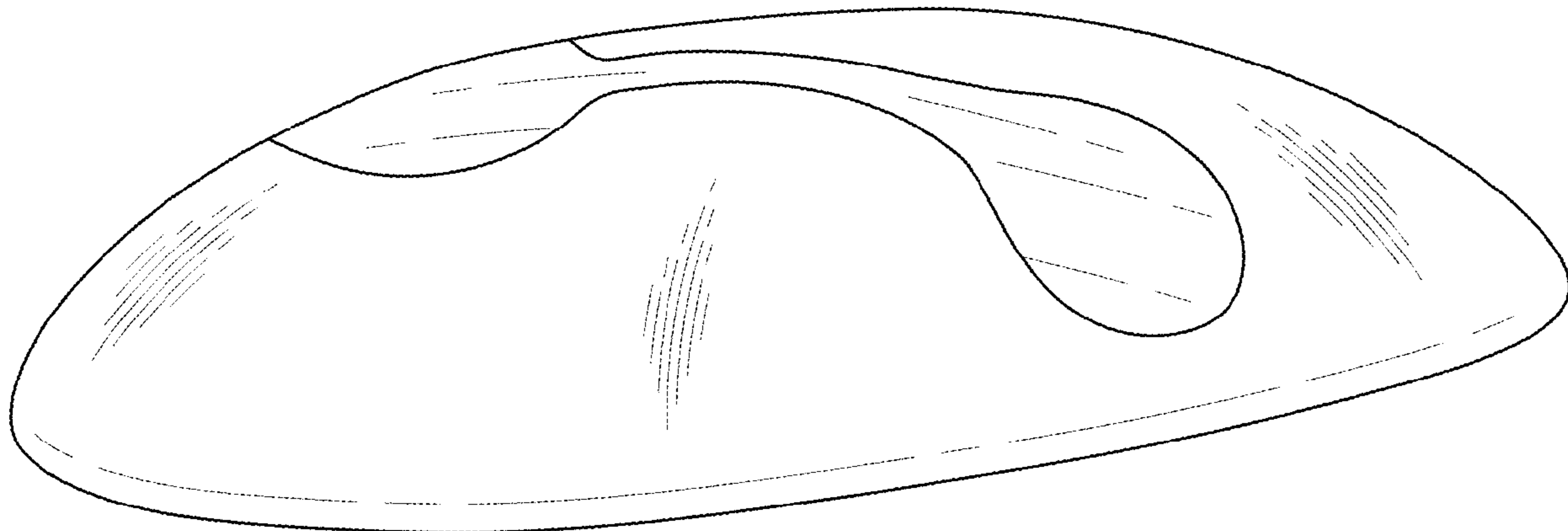
We claim the ornamental design for a cable clip, as shown and described.

DESCRIPTION

FIG. 1 is a Perspective view of a cable clip showing my new design in open position;
FIG. 2 is Front view thereof;
FIG. 3 is Back view thereof;
FIG. 4 is a Right-side view thereof;
FIG. 5 is a Left-side view thereof;
FIG. 6 is a Top view thereof; and,
FIG. 7 is a Bottom view thereof.
The broken lines in the drawings depict portions of the cable clip that form no part of the claimed design.

1 Claim, 7 Drawing Sheets

(56) **References Cited**
U.S. PATENT DOCUMENTS
D364,795 S * 12/1995 Mekyska D8/354
D416,778 S * 11/1999 Pitcher D8/330
D436,518 S * 1/2001 Matsubara D8/356
D456,692 S * 5/2002 Epstein D8/356
D479,978 S * 9/2003 Watabe D8/356
D480,942 S * 10/2003 Ishida D8/356
D618,985 S * 7/2010 Sjoqvist D8/356
D625,985 S * 10/2010 Mori H02G 3/32
D8/356
D647,787 S 11/2011 Duval
D672,223 S 12/2012 Thompson
D679,581 S 4/2013 Liu et al.



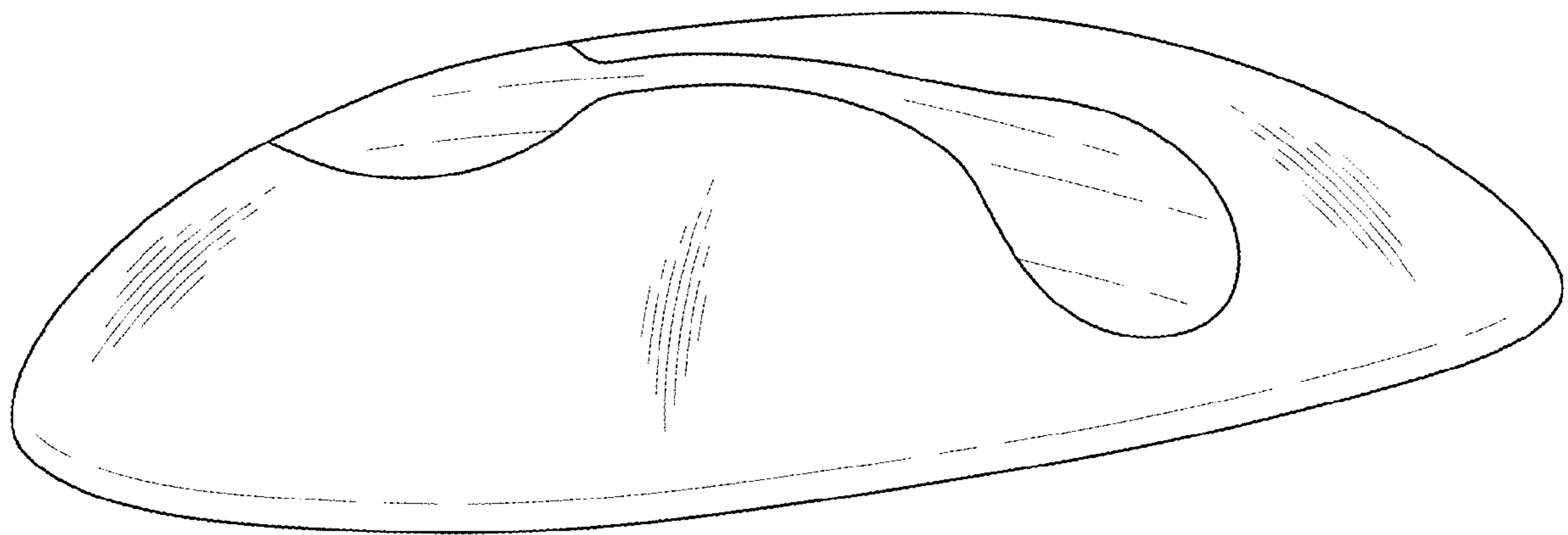


FIG. 1

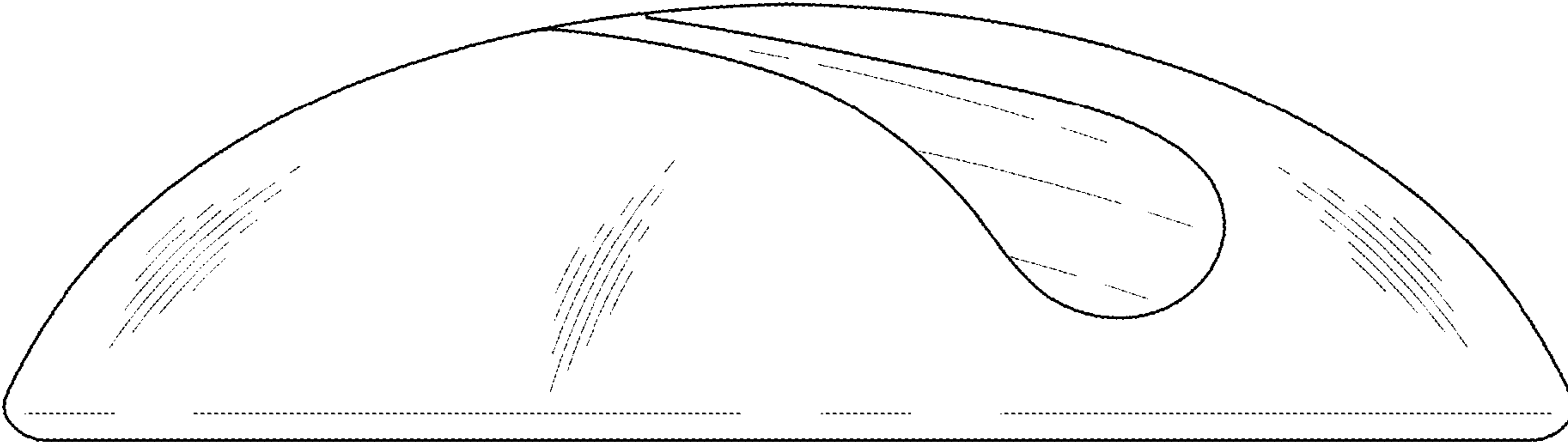


FIG. 2

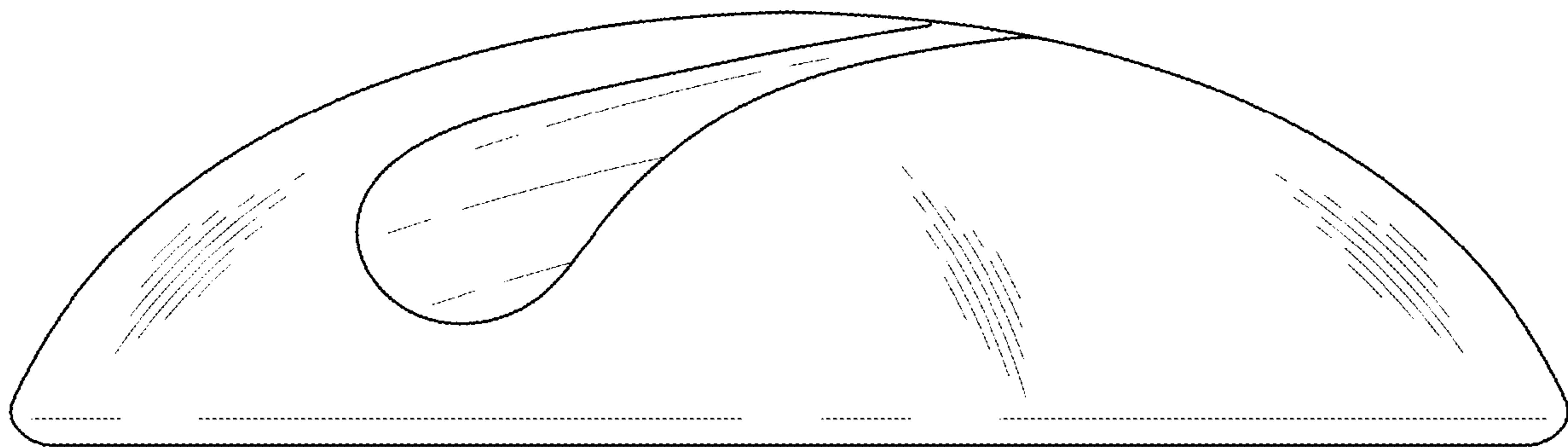


FIG. 3

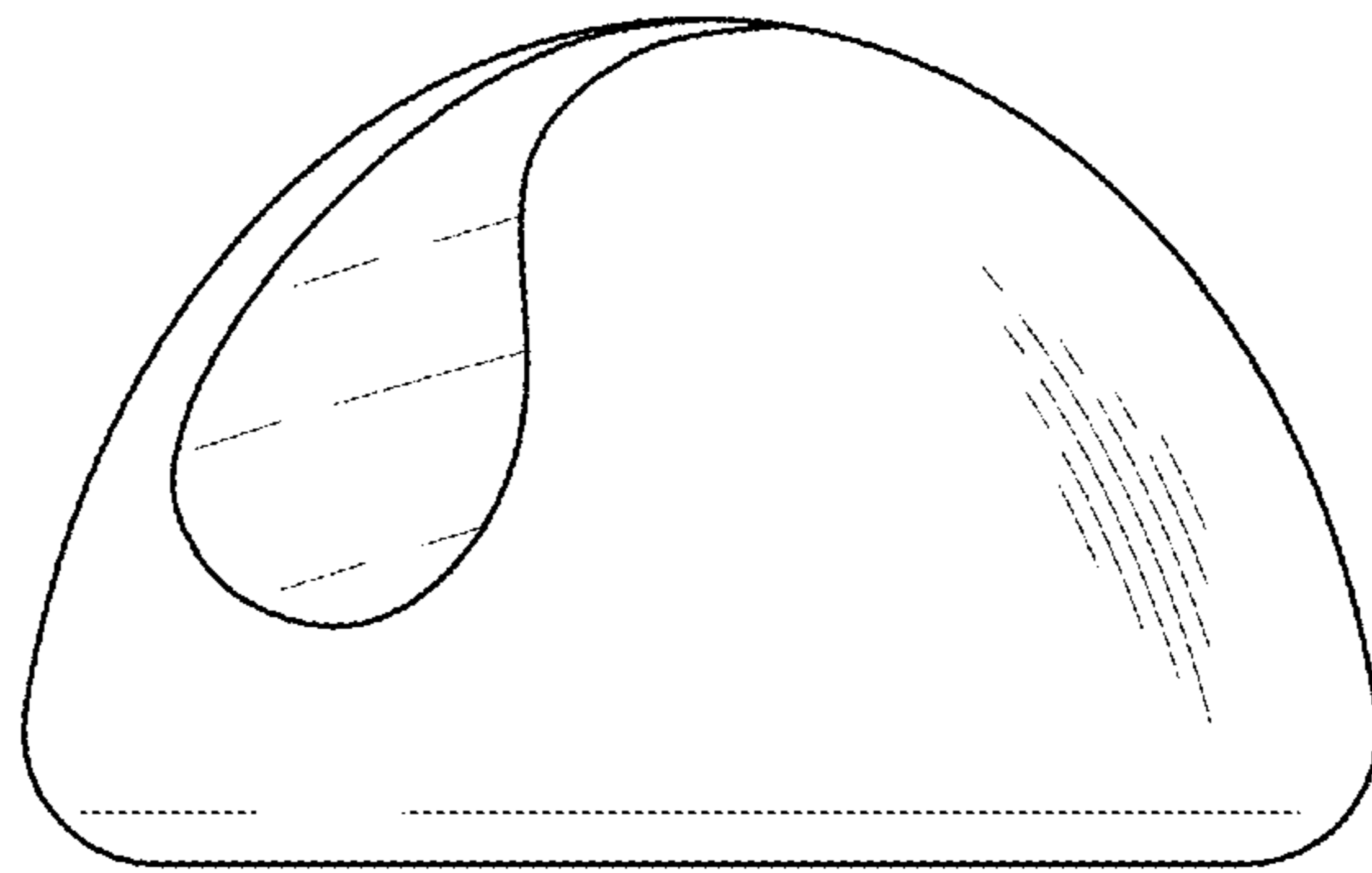


FIG. 4

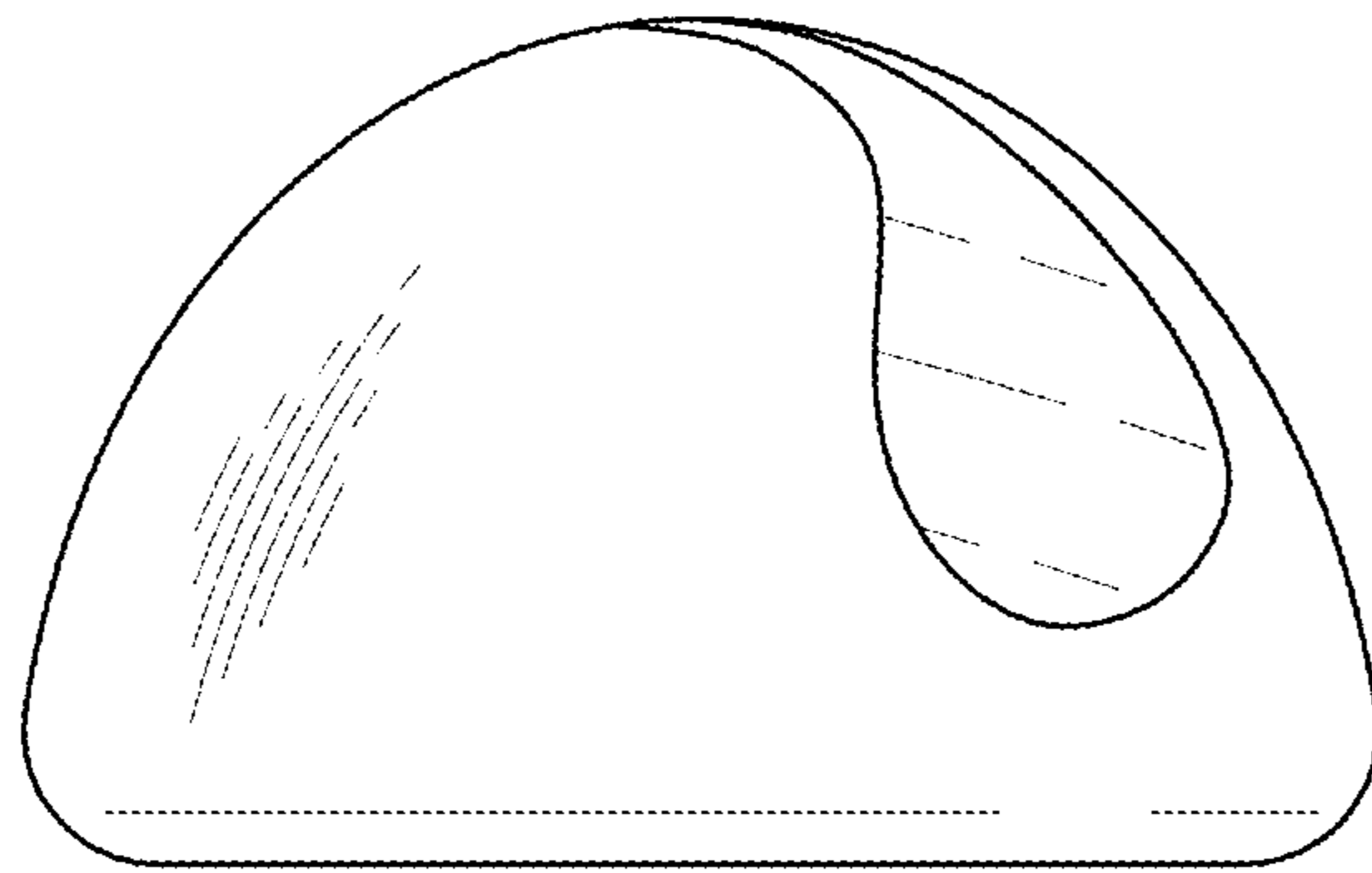


FIG. 5

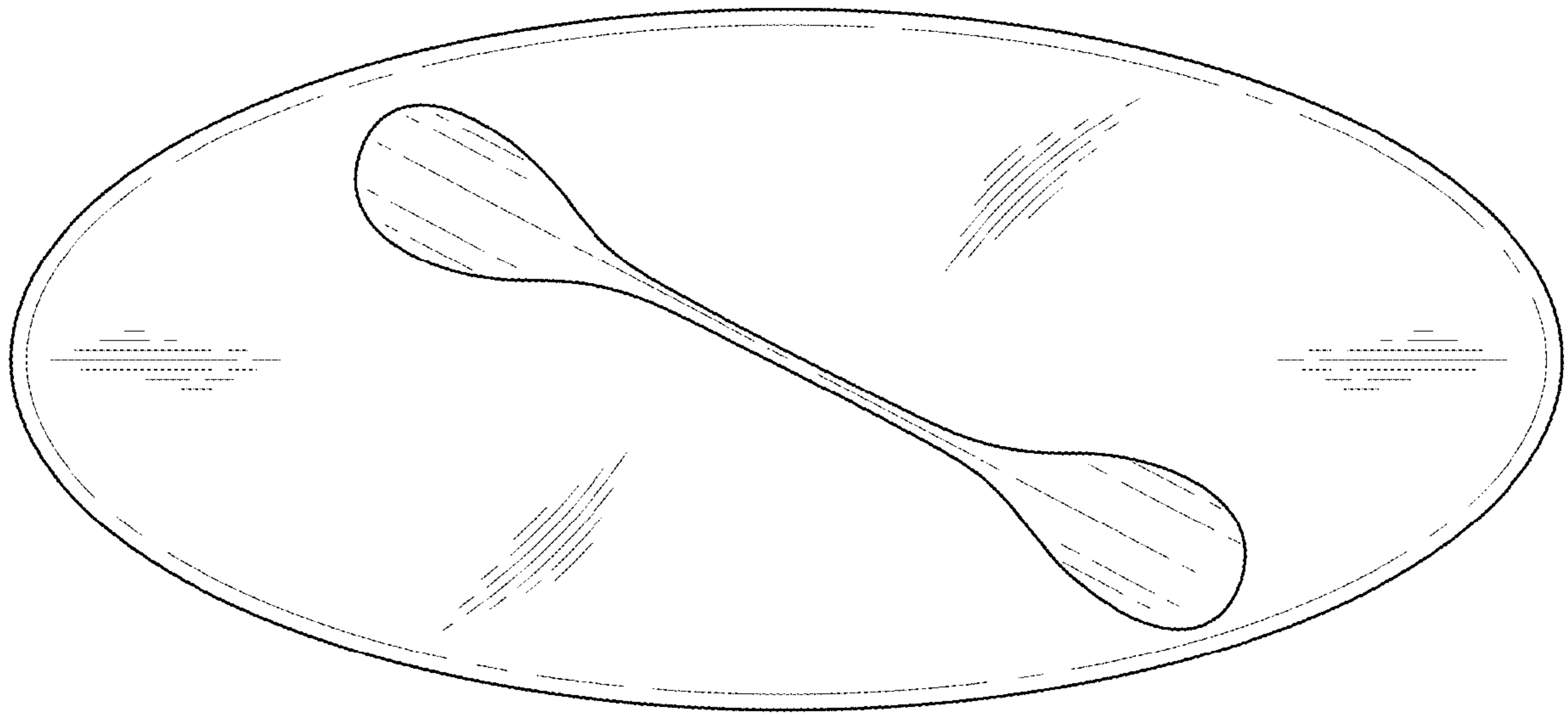


FIG. 6

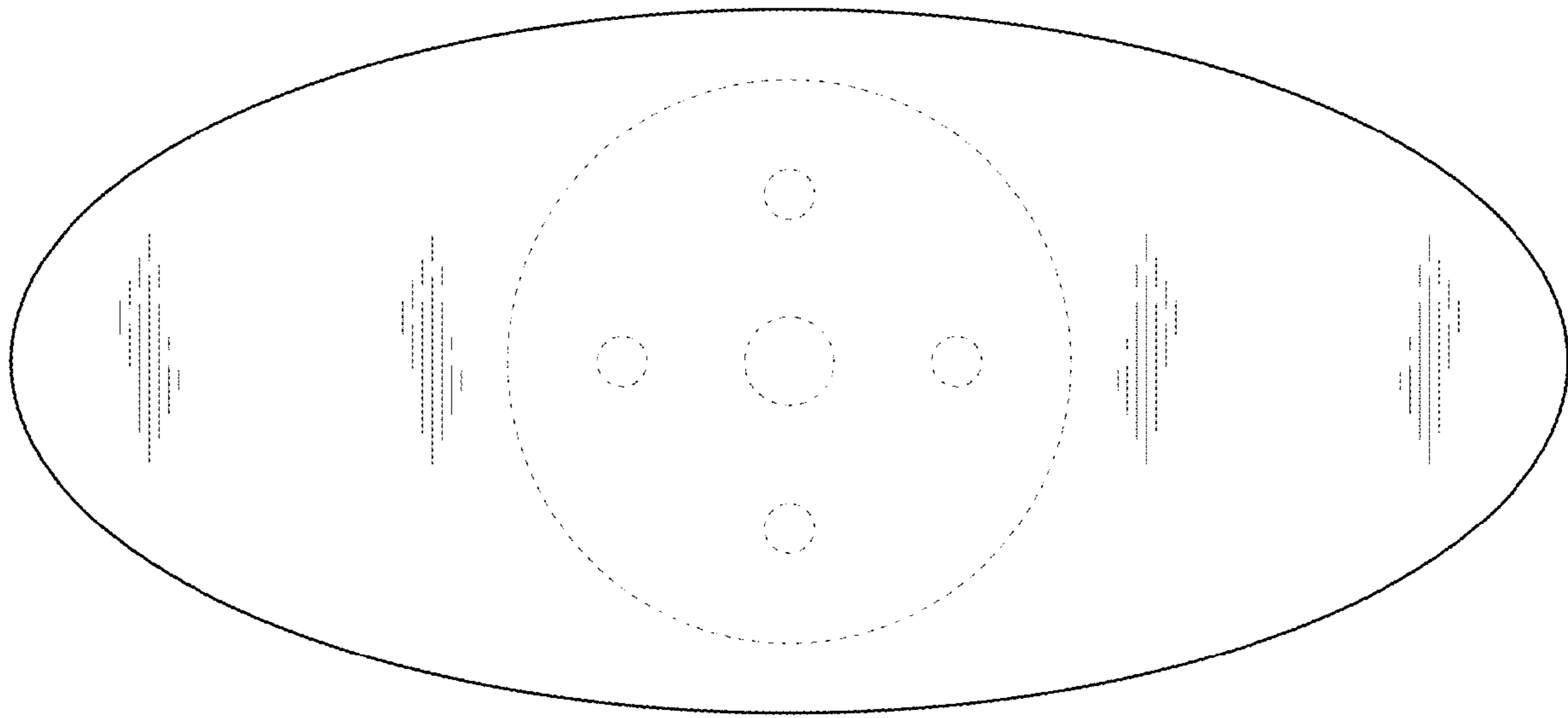


FIG. 7