



US00D938255S

(12) **United States Design Patent**
Kramer et al.

(10) **Patent No.:** **US D938,255 S**

(45) **Date of Patent:** **** Dec. 14, 2021**

(54) **HANDLE FOR A MEDICAL POLE ASSEMBLY**

(71) Applicant: **Fisher & Paykel Healthcare Limited,**
Auckland (NZ)

(72) Inventors: **Martin Paul Friedrich Kramer,**
Auckland (NZ); **Andrew Paul Maxwell**
Salmon, Auckland (NZ)

(73) Assignee: **FISHER & PAYKEL HEALTHCARE**
LIMITED, Auckland (NZ)

(**) Term: **15 Years**

(21) Appl. No.: **29/704,590**

(22) Filed: **Sep. 5, 2019**

(51) **LOC (13) Cl.** **08-06**

(52) **U.S. Cl.**
USPC **D8/321; D8/303; D8/307**

(58) **Field of Classification Search**
USPC D24/127-130; 248/320-321, 327-328,
248/318, 74.4, 316.4, 205.2, 68.1;
604/174, 177-180; 128/DIG. 26; D3/5,
D3/7, 10, 12, 14, 16; D8/300, 303, 315,
D8/321, 307; D12/133; 135/65, 66, 67,
135/70, 72, 76

CPC A45B 9/00; A45B 3/00; A45B 9/02; A61H
3/00; A61H 3/02; A61H 3/0288

See application file for complete search history.

(56) **References Cited**

U.S. PATENT DOCUMENTS

- 5,806,548 A * 9/1998 Goldstein A61H 3/02
135/65
- D407,672 S * 4/1999 Wells D12/133
- D408,126 S * 4/1999 Hunnicutt, Jr. D3/7
- 5,941,262 A * 8/1999 Tschirhart A61H 3/00
135/65

- D417,068 S * 11/1999 Swercheck, Sr. D3/7
- 6,000,414 A * 12/1999 Crusor A45B 1/04
135/66
- D441,162 S * 4/2001 Grove D12/133
- D444,605 S * 7/2001 Porter D12/133
- 6,394,116 B1 * 5/2002 Winn A45B 3/04
135/65
- 6,463,947 B1 * 10/2002 Wipperfurth A45B 3/04
135/65
- D465,719 S * 11/2002 Ditzig D8/303
- 6,557,188 B1 * 5/2003 Peterson A61G 7/053
135/66
- D517,795 S * 3/2006 Mival D3/12
- D518,630 S * 4/2006 Mival D3/12
- D630,490 S * 1/2011 Lundstrom D8/331
- D665,991 S * 8/2012 Slayton D3/7
- D766,140 S * 9/2016 Chun D12/133
- D783,267 S * 4/2017 Birnbaum D3/12

(Continued)

Primary Examiner — Nathan M Johnston

(74) *Attorney, Agent, or Firm* — Knobbe, Martens, Olson
& Bear, LLP

(57) **CLAIM**

The ornamental design for a handle for a medical pole assembly, as shown and described.

DESCRIPTION

FIG. 1 is a rear, top, and right side perspective view of a handle for a medical pole assembly embodying our new design;

FIG. 2 is a right side view thereof;

FIG. 3 is a left side view thereof;

FIG. 4 is a rear view thereof;

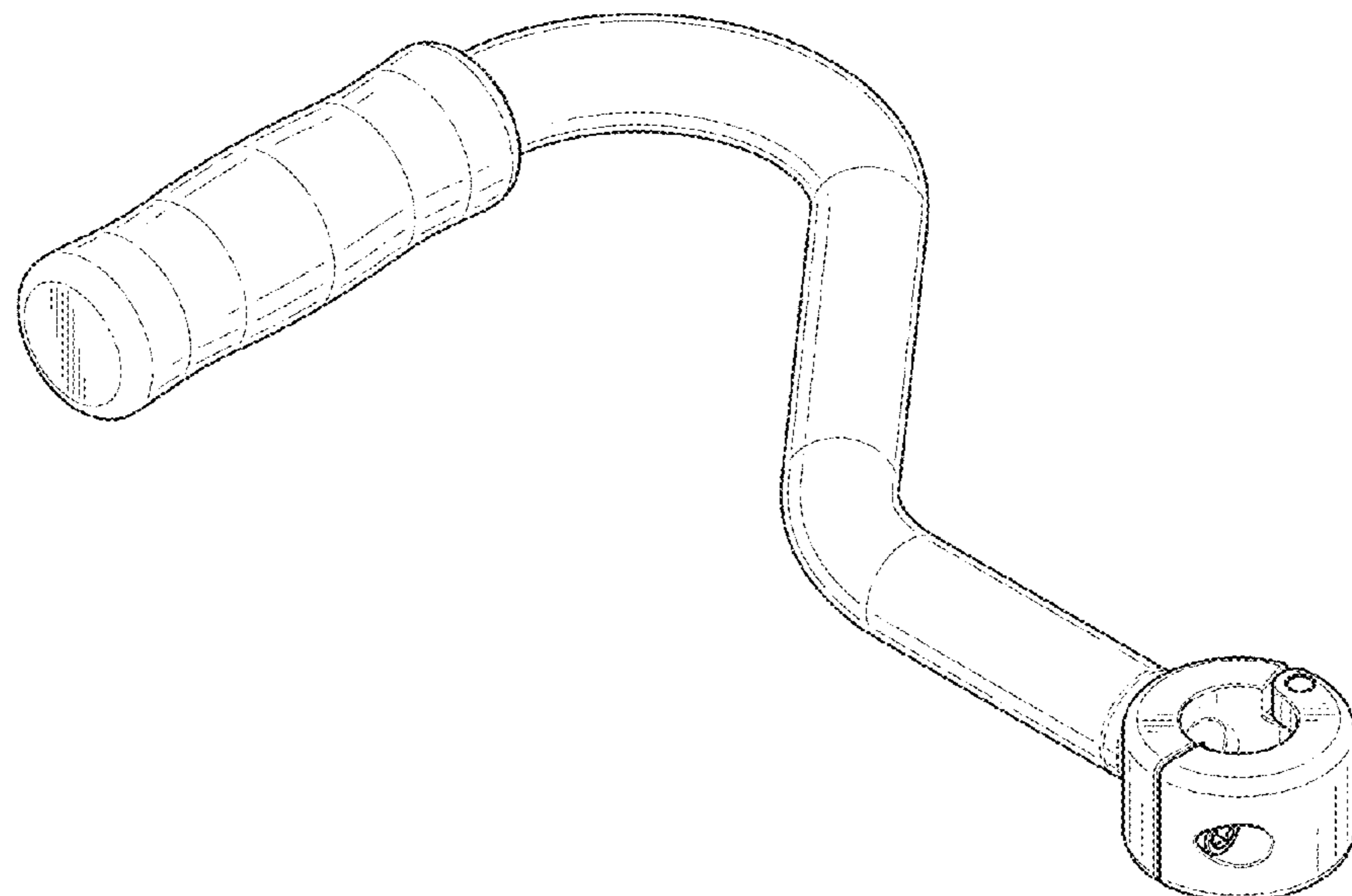
FIG. 5 is a front view thereof;

FIG. 6 is a top view thereof; and,

FIG. 7 is a bottom view thereof.

Broken lines are used to illustrate portions of the handle for a medical pole assembly that form no part of the claimed design.

1 Claim, 7 Drawing Sheets



(56)

References Cited

U.S. PATENT DOCUMENTS

D842,675	S *	3/2019	Raymond	D8/303
D857,476	S *	8/2019	Lapp	D8/303
D898,654	S *	10/2020	Huang	D12/400
2003/0094191	A1 *	5/2003	Lin	A61H 3/04 135/65
2003/0145881	A1 *	8/2003	Harroun	A61H 3/00 135/65
2007/0000531	A1 *	1/2007	Russo	A61H 3/02 135/66
2008/0053501	A1 *	3/2008	Wilson	A45B 1/00 135/65
2009/0229642	A1 *	9/2009	Hutt	B25G 1/02 135/66

* cited by examiner

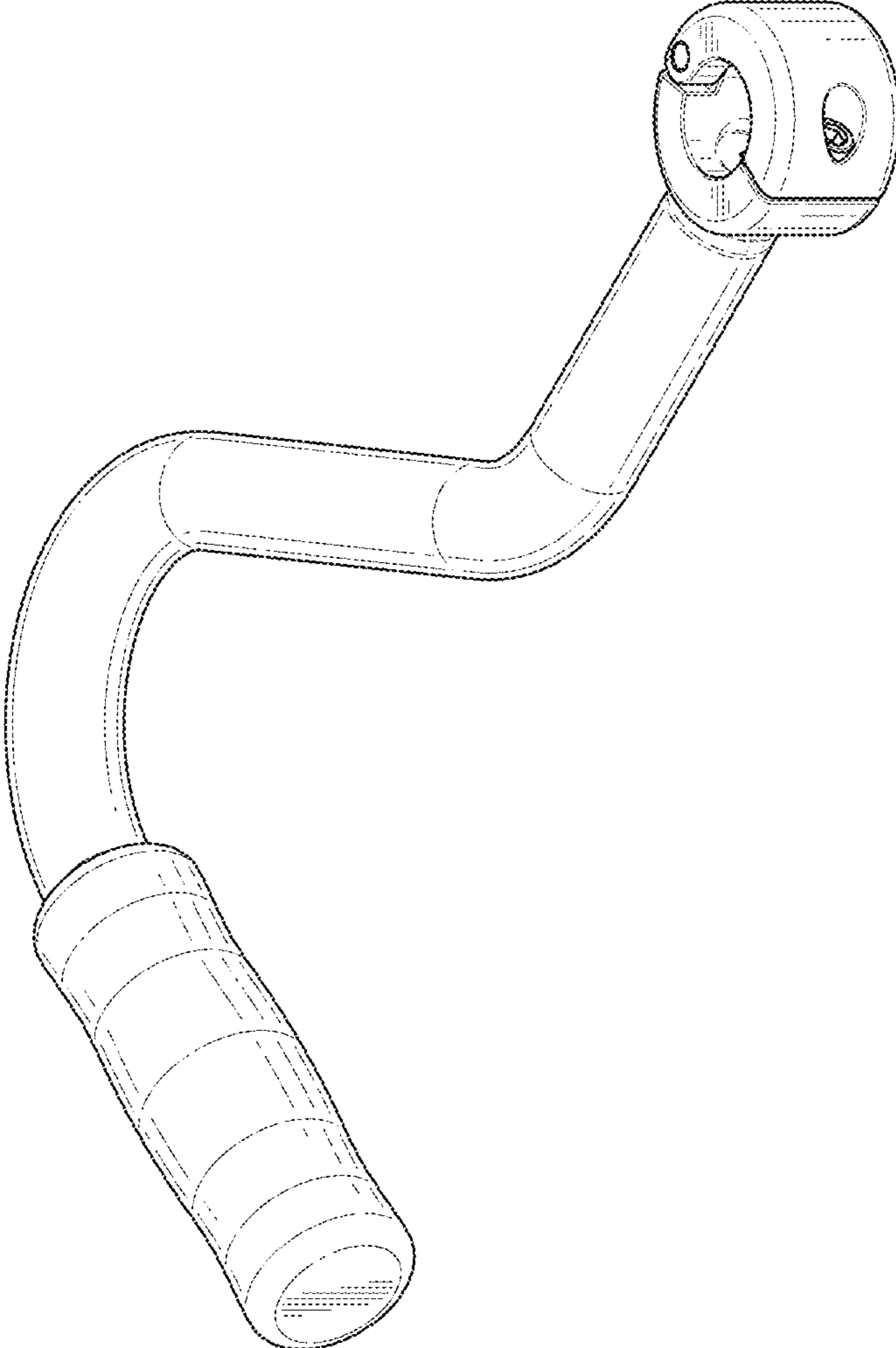


FIG. 1

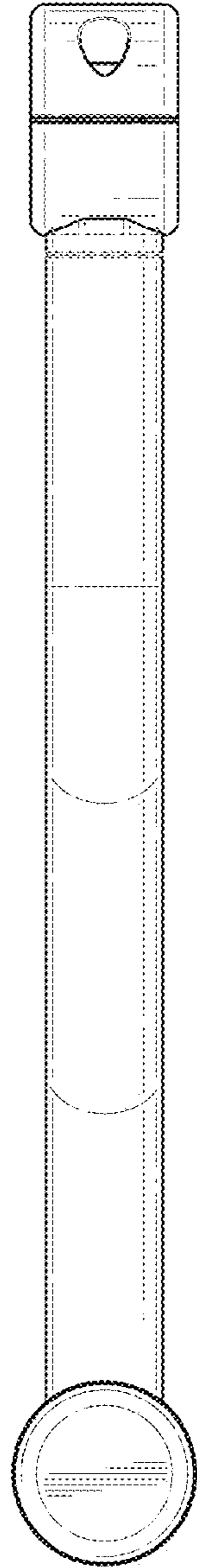


FIG. 2

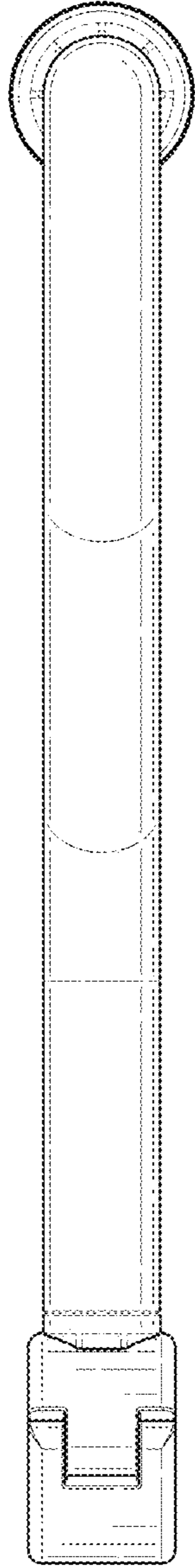


FIG. 3

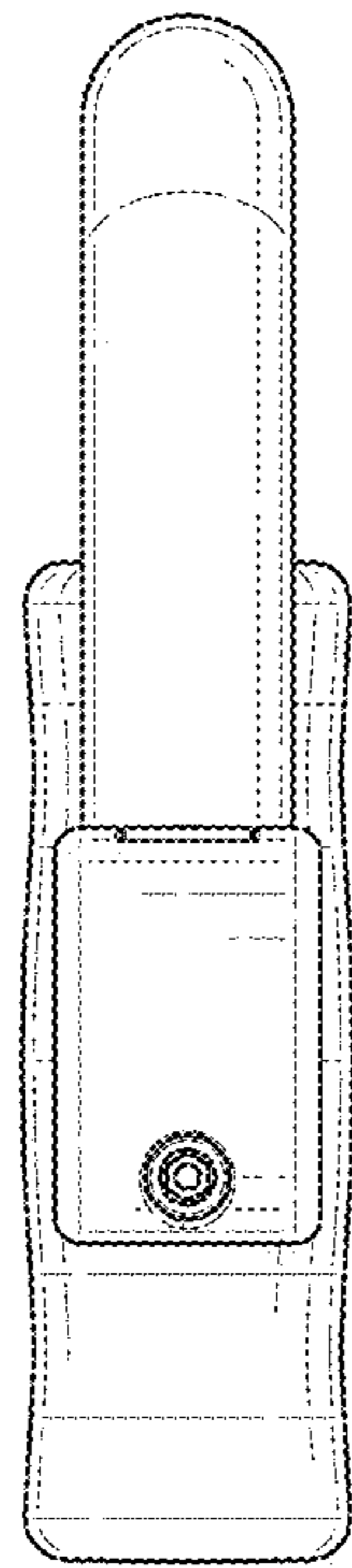


FIG. 4

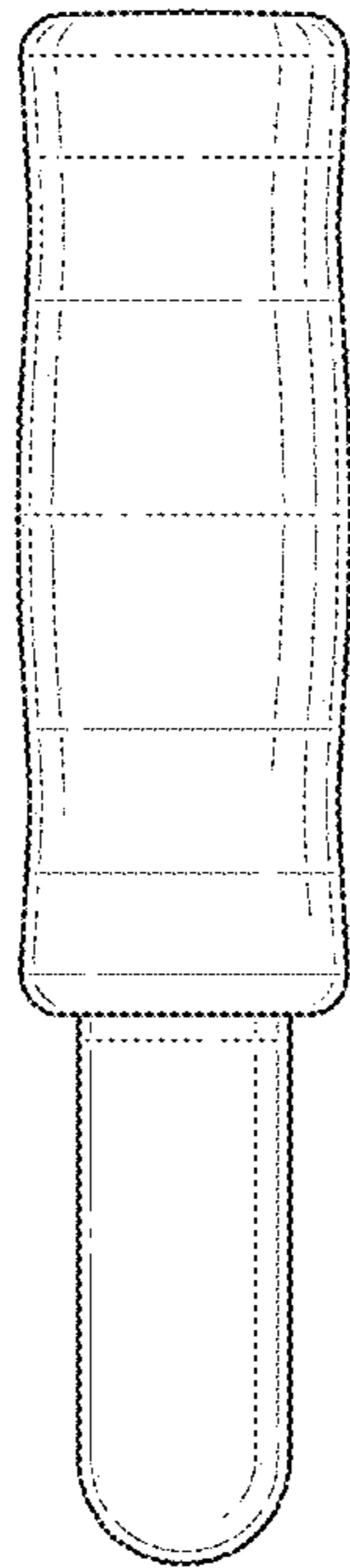


FIG. 5

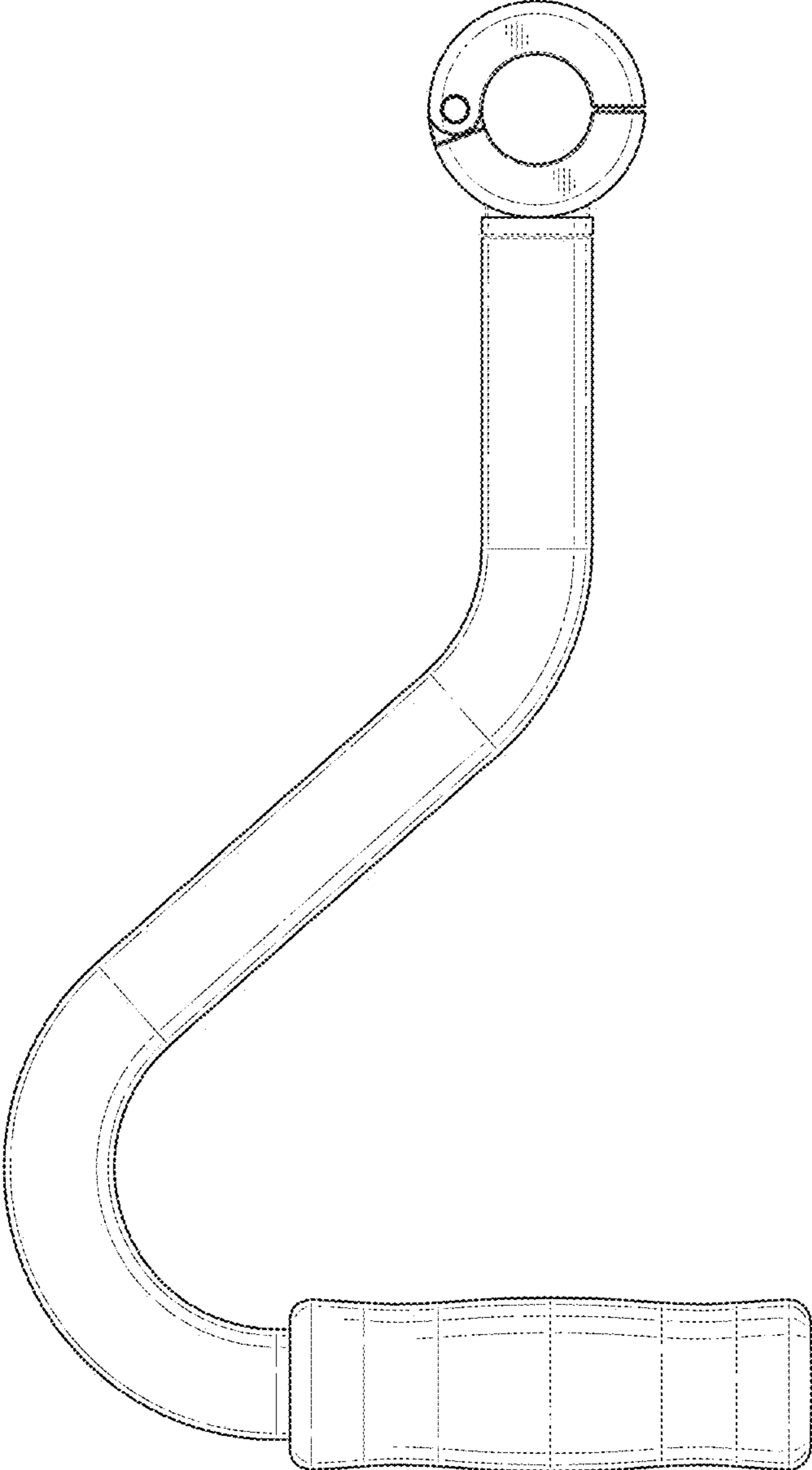


FIG. 6

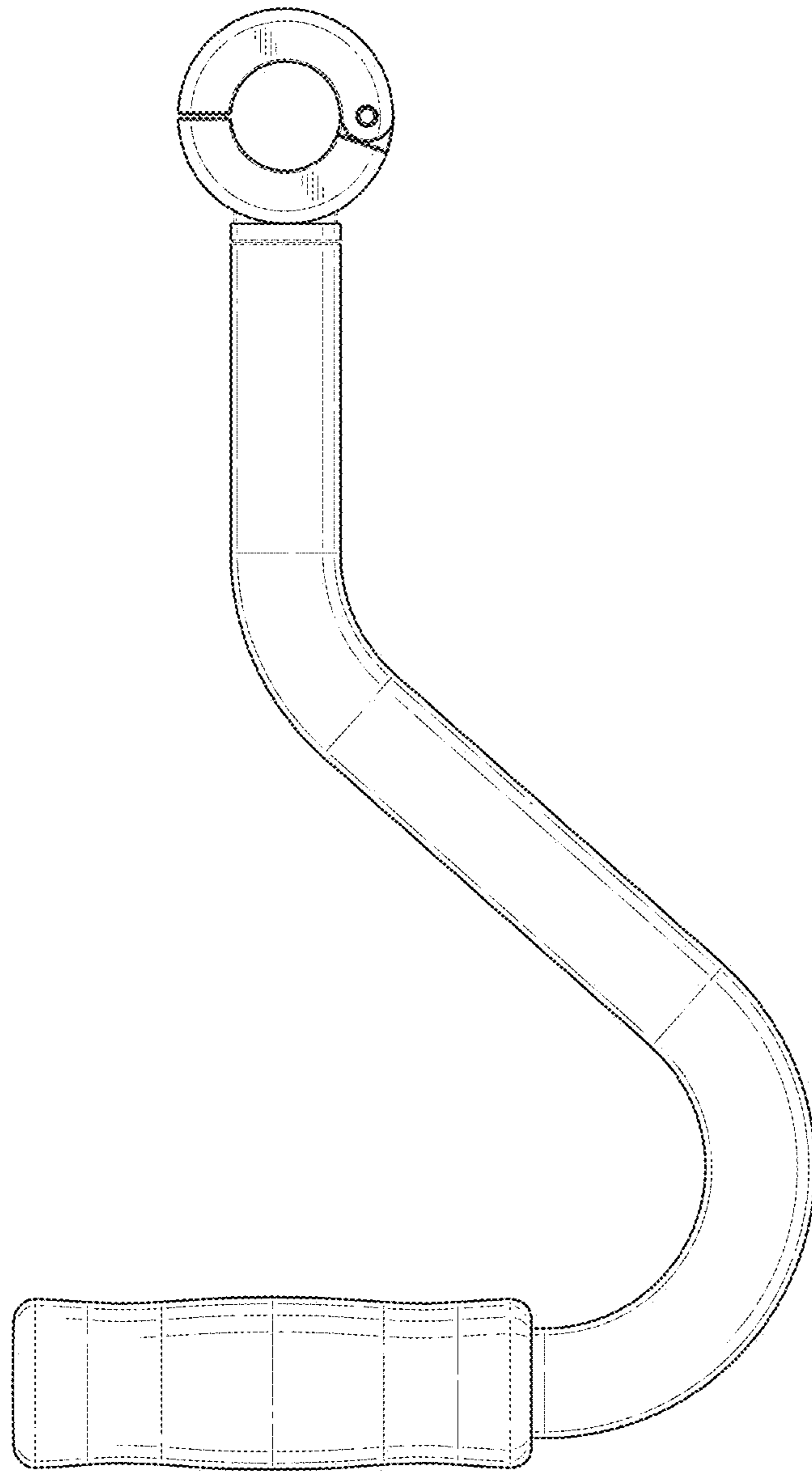


FIG. 7