



US00D938249S

(12) **United States Design Patent**
Hyma et al.

(10) **Patent No.:** **US D938,249 S**

(45) **Date of Patent:** **** Dec. 14, 2021**

- (54) **CHISEL**
- (71) Applicant: **MILWAUKEE ELECTRIC TOOL CORPORATION**, Brookfield, WI (US)
- (72) Inventors: **Steven W. Hyma**, Milwaukee, WI (US); **Anthony R. Erickson**, Milwaukee, WI (US); **Max R. Sawa**, Palatine, IL (US); **Tobias Berg**, Pfullendorf (DE); **Nicolai Rumpel**, Bingen (DE)
- (73) Assignees: **MILWAUKEE ELECTRIC TOOL CORPORATION**, Brookfield, WI (US); **DREBO WERKZEUGFABRIK GMBH**, Altshausen (DE)
- (**) Term: **15 Years**
- (21) Appl. No.: **29/782,317**
- (22) Filed: **May 6, 2021**

Related U.S. Application Data

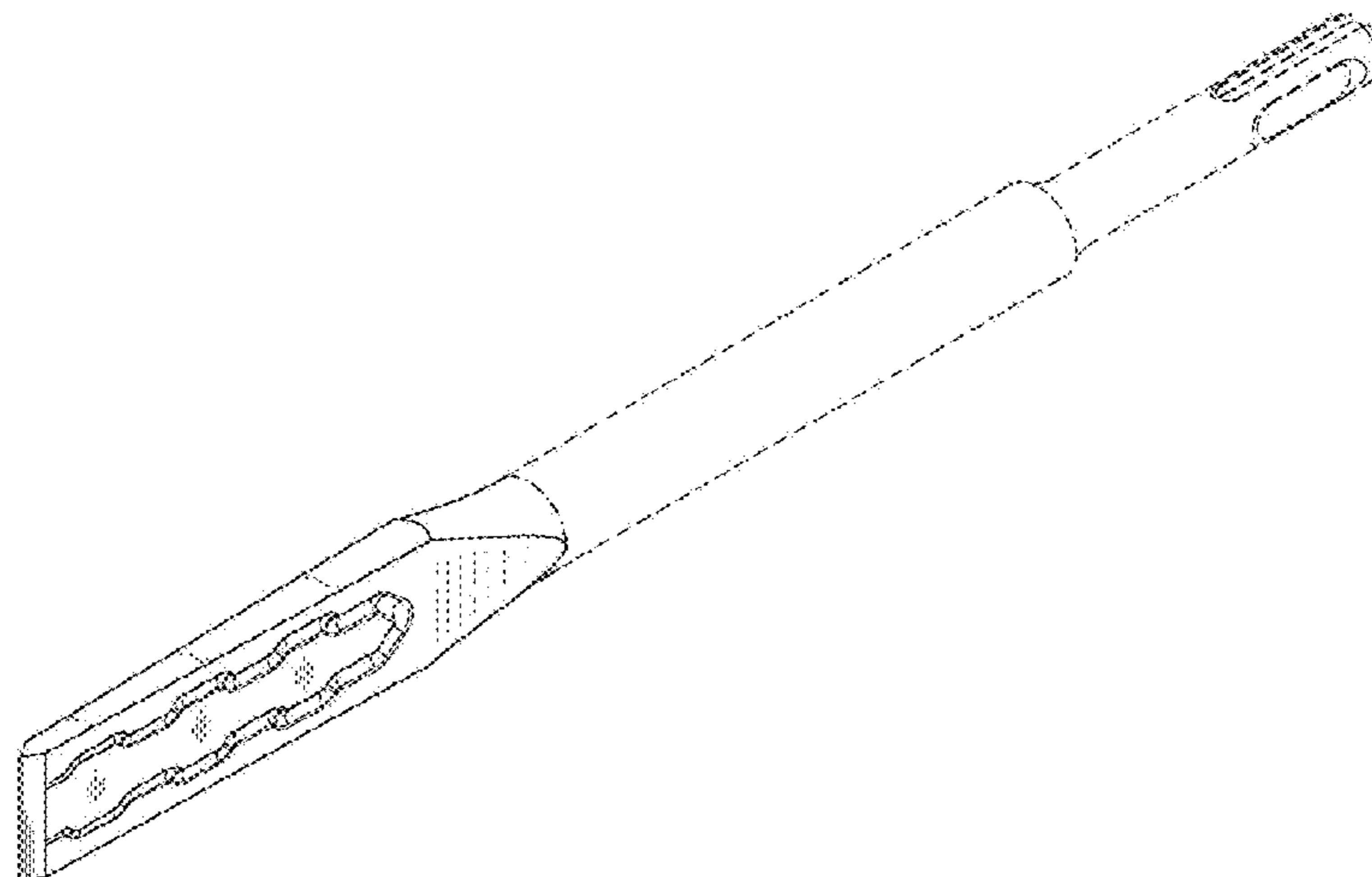
- (62) Division of application No. 29/690,104, filed on May 6, 2019, now Pat. No. Des. 922,842.
- (51) **LOC (13) Cl.** **08-05**
- (52) **U.S. Cl.**
USPC **D8/70; D8/47**
- (58) **Field of Classification Search**
USPC D8/14, 20, 47, 70; D15/21, 28, 29, 139; D24/146; D32/46
CPC B25D 3/00; B25D 11/102; B25D 17/005
See application file for complete search history.

References Cited

U.S. PATENT DOCUMENTS

- 1,350,241 A * 8/1920 Routh B25D 3/00
30/168
- 1,570,650 A * 1/1926 Thomson B25D 3/00
30/168
- 2,028,993 A * 1/1936 Pollard B25D 17/02
30/168

- D137,744 S * 4/1944 Gunderson D8/47
- 2,629,588 A * 2/1953 Neamand B25D 17/02
299/100
- 2,900,178 A * 8/1959 Harrison B25D 17/02
299/100
- 3,027,953 A * 4/1962 Coski B25D 17/02
175/425
- 3,043,002 A * 7/1962 Brown B25D 17/02
29/426.4
- 3,044,169 A * 7/1962 Brown B25D 17/02
30/92.5
- 3,258,295 A * 6/1966 Cyril E01C 23/124
299/100
- 3,636,955 A * 1/1972 Kurtz A61B 17/3211
606/223
- 3,655,244 A * 4/1972 Swisher B25D 17/02
299/113
- 4,030,553 A * 6/1977 Rockwell B25D 17/02
173/1
- 4,089,562 A * 5/1978 Baumeister B25D 17/02
125/36
- 4,111,060 A * 9/1978 Nerini B23Q 5/027
144/35.2
- 4,144,868 A * 3/1979 Heitbrink B25D 17/02
125/41
- 4,280,572 A * 7/1981 Schmid B25D 17/02
175/393
- 5,145,237 A * 9/1992 Schulz B25D 17/02
125/40
- D346,103 S * 4/1994 Warner D8/47
- 5,735,648 A * 4/1998 Kleine E21B 10/58
408/144
- 6,076,431 A * 6/2000 Vasudeva B25D 3/00
30/167
- D482,252 S * 11/2003 Hyde D8/47
- D495,567 S * 9/2004 Gontar B25D 3/00
D8/1
- 6,981,496 B2 * 1/2006 Szendrovvari B25D 17/02
125/40
- 7,178,878 B2 * 2/2007 Rompel B25D 17/02
299/100
- 7,363,922 B2 * 4/2008 Lang B25D 17/02
125/36
- D637,629 S * 5/2011 Clark D15/29
- D648,356 S * 11/2011 Clark D15/29
- 8,141,255 B2 * 3/2012 Su B25D 3/00
30/167
- D689,755 S * 9/2013 Quinn D8/70
- D699,089 S * 2/2014 Quinn D8/70
- 8,769,827 B2 * 7/2014 Powers B25D 3/00
30/167



9,085,074	B2	7/2015	Quinn et al.	EM	001318943-0002	3/2012
9,221,164	B2 *	12/2015	Schneider	EM	001318943-0001	12/2012
D752,937	S *	4/2016	Schneider	EM	001318919-0001	3/2013
			D8/70			
9,333,635	B2	5/2016	Quinn et al.	EM	001860214-0001	5/2013
D779,904	S *	2/2017	Schneider	EP	0156789 A1	10/1985
D922,840	S *	6/2021	Hyma	EP	0497307 A2	8/1992
D923,447	S *	6/2021	Hyma	EP	0551549 A1	7/1993
			D8/70			
2003/0221685	A1 *	12/2003	Lang	EP	1391272 A1	2/2004
			B25D 17/02			
			125/41			
2004/0050568	A1 *	3/2004	Orozco, Jr.	WO	WO9740965 A1	11/1997
			B25D 11/102			
			173/100			
2007/0062046	A1 *	3/2007	Hsu	WO	WO0136163 A1	5/2001
			B25D 3/00			
			30/167			
2011/0280678	A1 *	11/2011	Bohn	WO	WO2009043617 A1	4/2009
			B21K 21/16			
			408/204			
2012/0301238	A1 *	11/2012	Quinn	WO	WODM081175-2	6/2013
			C22C 38/18			
			408/199			
2013/0205603	A1 *	8/2013	Schneider	WO	WODM081175-1	7/2013
			B25D 3/00			
			30/346			
				WO	WO2016153364 A2	9/2016
				WO	WO2017162623 A1	9/2017
				WO	WO2018024666 A1	2/2018
				WO	WO2018029022 A1	2/2018

FOREIGN PATENT DOCUMENTS

CN	201922428	U	8/2011
CN	302040858	S	8/2012
CN	302105469	S	10/2012
CN	302105513	S	10/2012
CN	302229164	S	12/2012
CN	203081302	U	7/2013
CN	302740075	S	2/2014
CN	302787018	S	4/2014
CN	302828792	S	5/2014
CN	302828793	S	5/2014
CN	302828794	S	5/2014
CN	302828795	S	5/2014
CN	302828796	S	5/2014
CN	302828800	S	5/2014
CN	302828802	S	5/2014
CN	303187760	S	4/2015
CN	303223379	S	5/2015
CN	303488500	S	12/2015
CN	303488502	S	12/2015
DE	118286	C	11/1898
DE	466471	C	10/1928
DE	733686	C	4/1943
DE	808001	C	7/1951
DE	812373	C	8/1951
DE	828385	C	1/1952
DE	1846211	U	2/1962
DE	1266249	B	4/1968
DE	2818685	A1	11/1978
DE	3127740	A1	2/1982
DE	8320045	U1	11/1983
DE	29516413	U1	4/1996
DE	19914522	C2	10/2000
DE	10133948	A1	2/2003
DE	202004012846	U1	10/2004
DE	202013003876	U1	6/2013
DE	102012224434	A1	7/2014
EM	001768184-0004		10/2010
EM	001768185-0001		10/2010
EM	001768185-0002		10/2010
EM	001768185-0005		10/2010
EM	001318919-0002		3/2012

OTHER PUBLICATIONS

Javier. "New Milwaukee Masonry, Concrete, and Tile Drilling Accessories." Tool Craze., Jul. 2, 2020 [online], [retrieved on Jan. 31, 2021]. Retrieved from the Internet <URL: <https://toolcraze.net/new-milwaukee-masonry-concrete-and-tile-drilling-accessories/>>.*
 Javier, "New Milwaukee Masonry, Concrete, and Tile Drilling Accessories," Tool Craze, Jul. 2, 2020 [retrieved on Jan. 31, 2021]. Retrieved from the Internet <URL: <https://toolcraze.net/new-milwaukee-masonry-concrete-and-tile-drilling-accessories/>>.

* cited by examiner

Primary Examiner — Darlington Ly
 (74) *Attorney, Agent, or Firm* — Michael Best & Friedrich LLP

(57) **CLAIM**

We claim the ornamental design for a chisel, as shown and described.

DESCRIPTION

FIG. 1 is a front perspective view of a chisel showing our new design in accordance to a first embodiment;
 FIG. 2 is a front elevation view thereof;
 FIG. 3 is a rear elevation view thereof;
 FIG. 4 is a left side elevation view thereof;
 FIG. 5 is a right side elevation view thereof;
 FIG. 6 is a top plan view thereof; and,
 FIG. 7 is a bottom plan view thereof.
 The broken lines in the drawings illustrate portions of the chisel that form no part of the claimed design. The dash-dot-dash broken lines are provided for the purpose of illustrating a boundary of the claimed design.

1 Claim, 4 Drawing Sheets

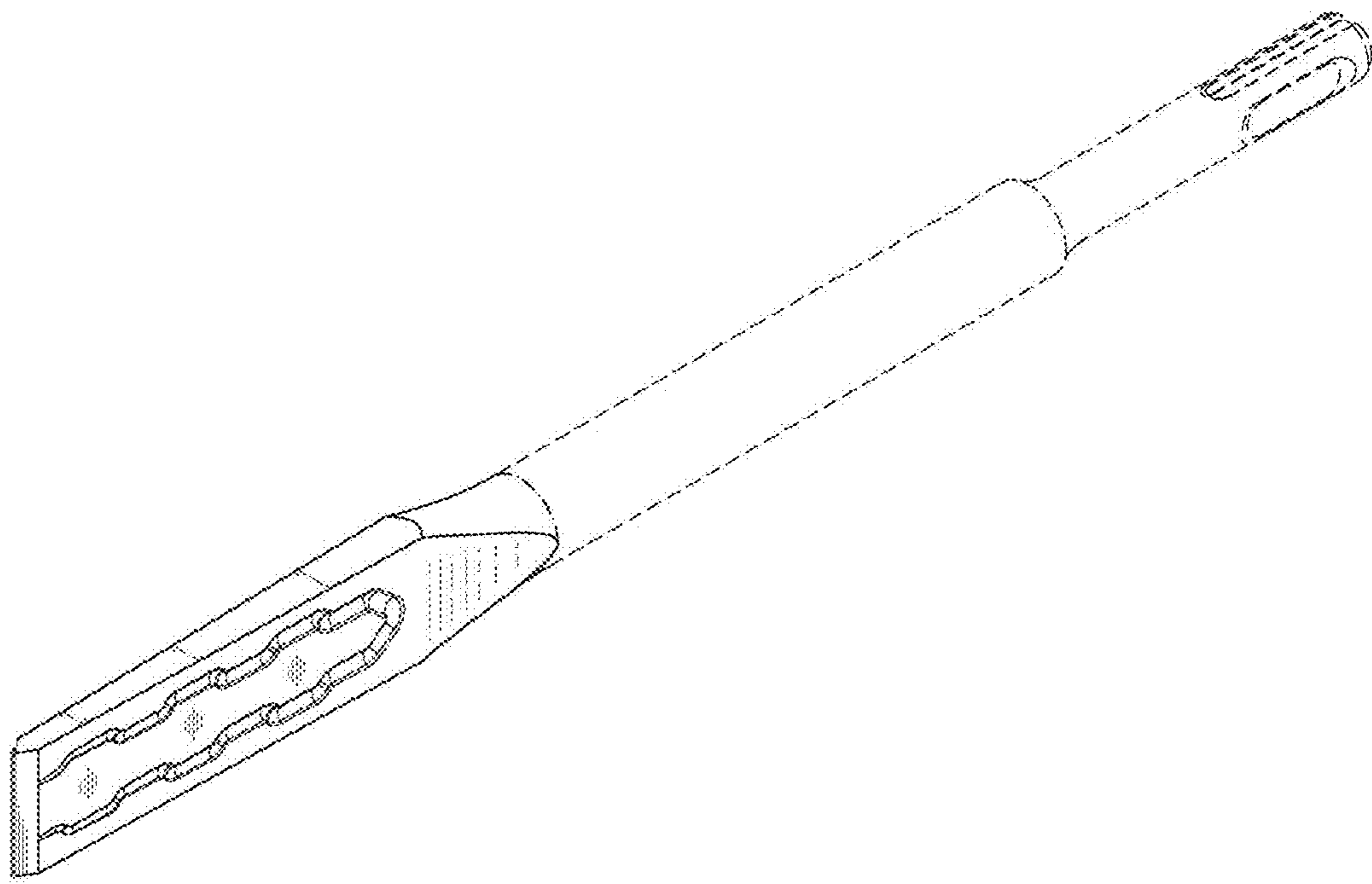


FIG. 1

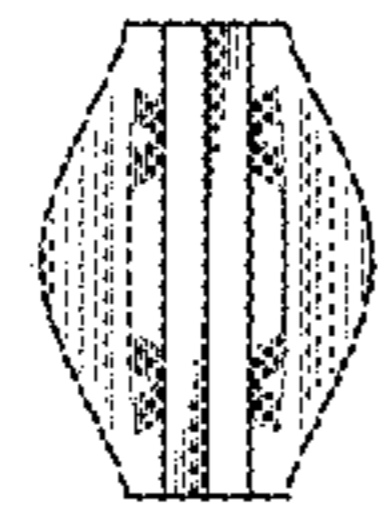


FIG. 2



FIG. 3




FIG. 4




FIG. 5




FIG. 6

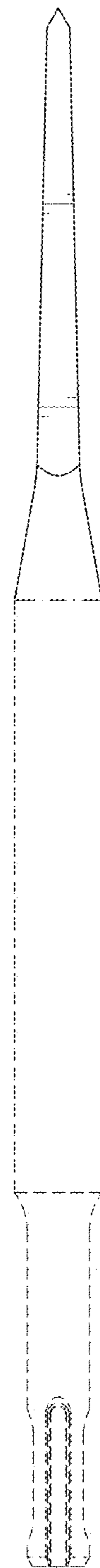


FIG. 7