



US00D938232S

(12) **United States Design Patent** (10) **Patent No.:** **US D938,232 S**  
**Harmande** (45) **Date of Patent:** **\*\* Dec. 14, 2021**

(54) **SUN SHIELD FOR A BEVERAGE CONTAINER**

(71) Applicant: **Kyle Harmande**, Colorado Springs, CO (US)

(72) Inventor: **Kyle Harmande**, Colorado Springs, CO (US)

(\*\*) Term: **15 Years**

(21) Appl. No.: **29/694,640**

(22) Filed: **Jun. 12, 2019**

(51) **LOC (13) Cl.** ..... **07-06**

(52) **U.S. Cl.**  
USPC ..... **D7/619.1**

(58) **Field of Classification Search**  
USPC ..... D7/619.1-625; D6/672, 674, 676, 682, D6/567, 513, 562; D19/34.1  
CPC ..... A47G 23/00; A47G 23/0241; A47G 23/0216; G09F 1/06; G09F 23/06; G09F 23/00; A45B 19/02; A45C 11/20  
See application file for complete search history.

(56) **References Cited**

**U.S. PATENT DOCUMENTS**

D250,690 S *	1/1979	Felske	.....	D7/388
D307,222 S *	4/1990	Korpijaako	.....	D6/540
D340,596 S *	10/1993	Sandy	.....	D6/574
D361,018 S *	8/1995	Drape	.....	D30/118
D369,700 S *	5/1996	Sandy	.....	D6/672
D379,905 S *	6/1997	Cusanelli	.....	D7/601
D629,247 S	12/2010	Dewinetz		
D636,635 S *	4/2011	Dewinetz	.....	D7/396.2
8,459,494 B2	6/2013	Dewinetz		
D723,294 S *	3/2015	O'Hara	.....	A47B 96/16 D6/513
D732,862 S *	6/2015	Lloyd	.....	D6/683
D772,657 S *	11/2016	Kohn, Jr.	.....	D7/624.2

**FOREIGN PATENT DOCUMENTS**

DE	9109720 U1 *	9/1991	.....	A47G 23/00
DE	202013002153 U1 *	6/2014	.....	A47G 23/00
DE	202020000461 U1 *	2/2020	.....	A47G 23/00

**OTHER PUBLICATIONS**

U.S. Appl. No. 29/694,642, Sun Shield for a Beverage Container.  
U.S. Appl. No. 29/694,646, Sun Shield for a Beverage Container.

\* cited by examiner

*Primary Examiner* — Terry A Wallace

(74) *Attorney, Agent, or Firm* — Welsh Flaxman & Gitler LLC

(57) **CLAIM**

The ornamental design for a sun shield for a beverage container, as shown and described.

**DESCRIPTION**

FIG. 1 is a perspective view of a sun shield for a beverage container showing my new design.

FIG. 2 is a top plan view of the sun shield for a beverage container shown in FIG. 1.

FIG. 3 is a bottom view of the sun shield for a beverage container shown in FIG. 1.

FIG. 4 is a front elevation view of the sun shield for a beverage container shown in FIG. 1.

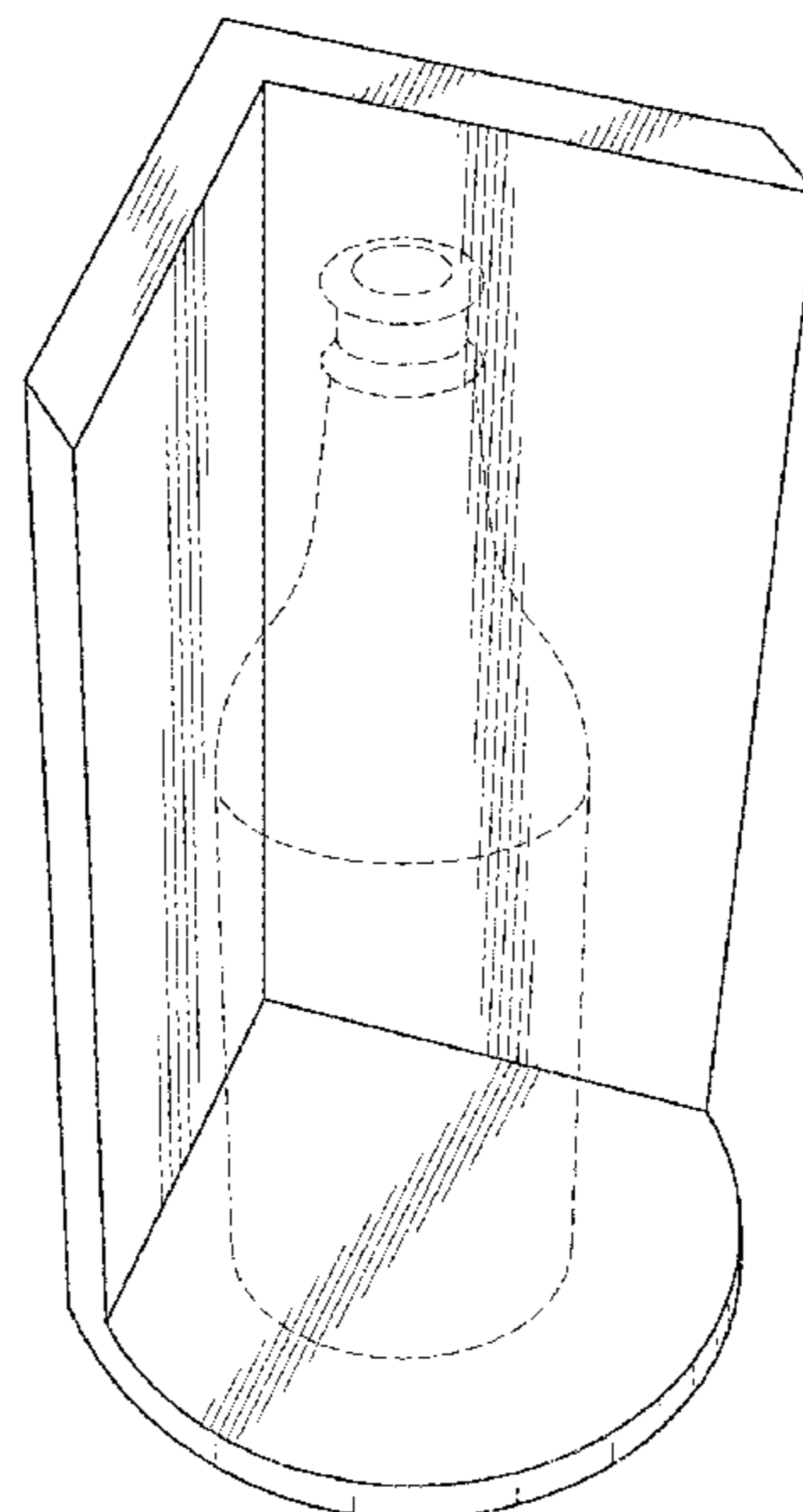
FIG. 5 is a rear elevation view of the sun shield for a beverage container shown in FIG. 1.

FIG. 6 is a side elevation view of the sun shield for a beverage container shown in FIG. 1; and,

FIG. 7 is a side elevation view, opposite the view shown in FIG. 6, of the sun shield for a beverage container shown in FIG. 1.

The broken lines of the sun shield for a beverage container are for the purpose of illustrating the environment and form no part of the claimed design.

**1 Claim, 3 Drawing Sheets**



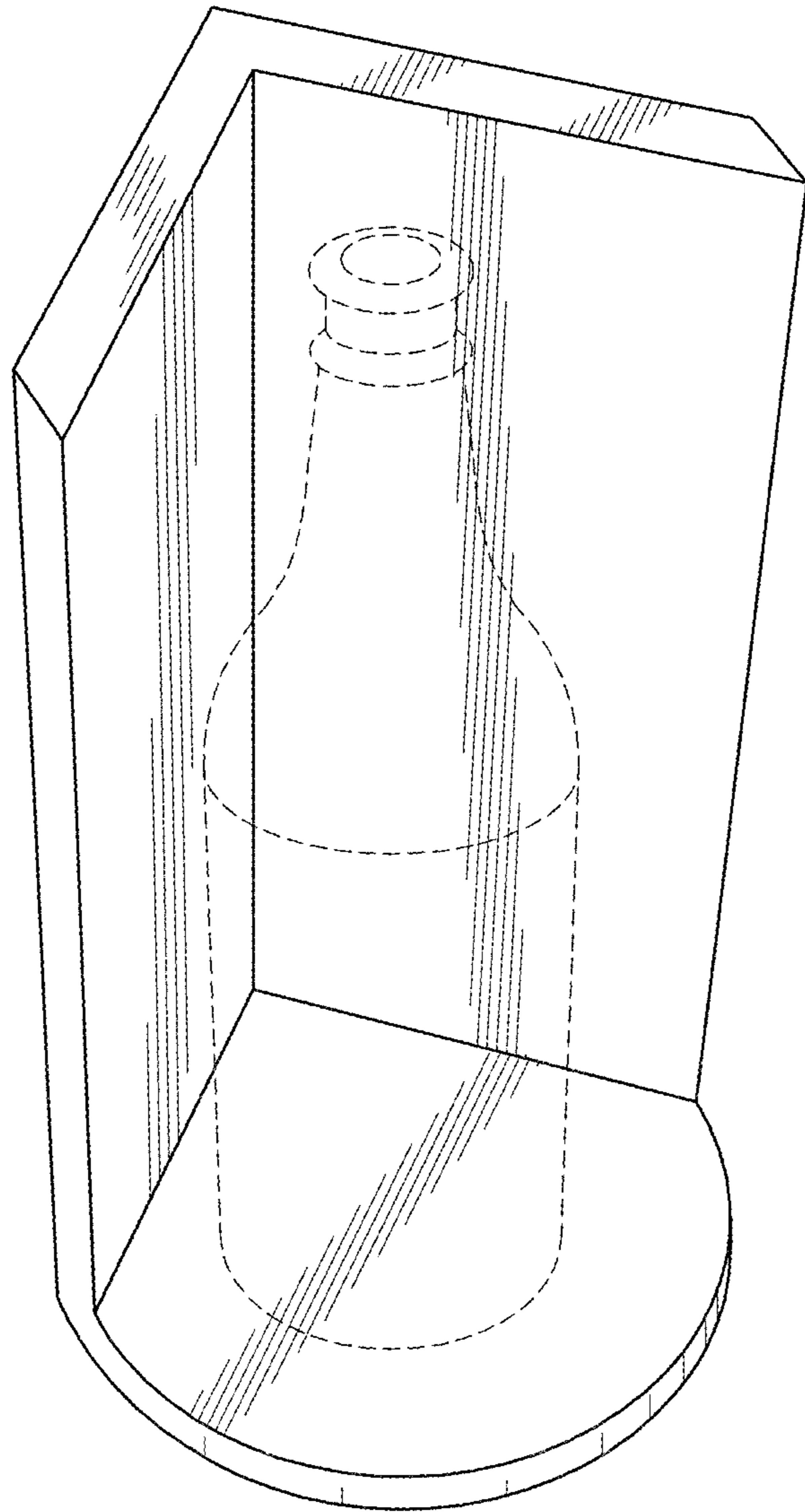


FIG. 1

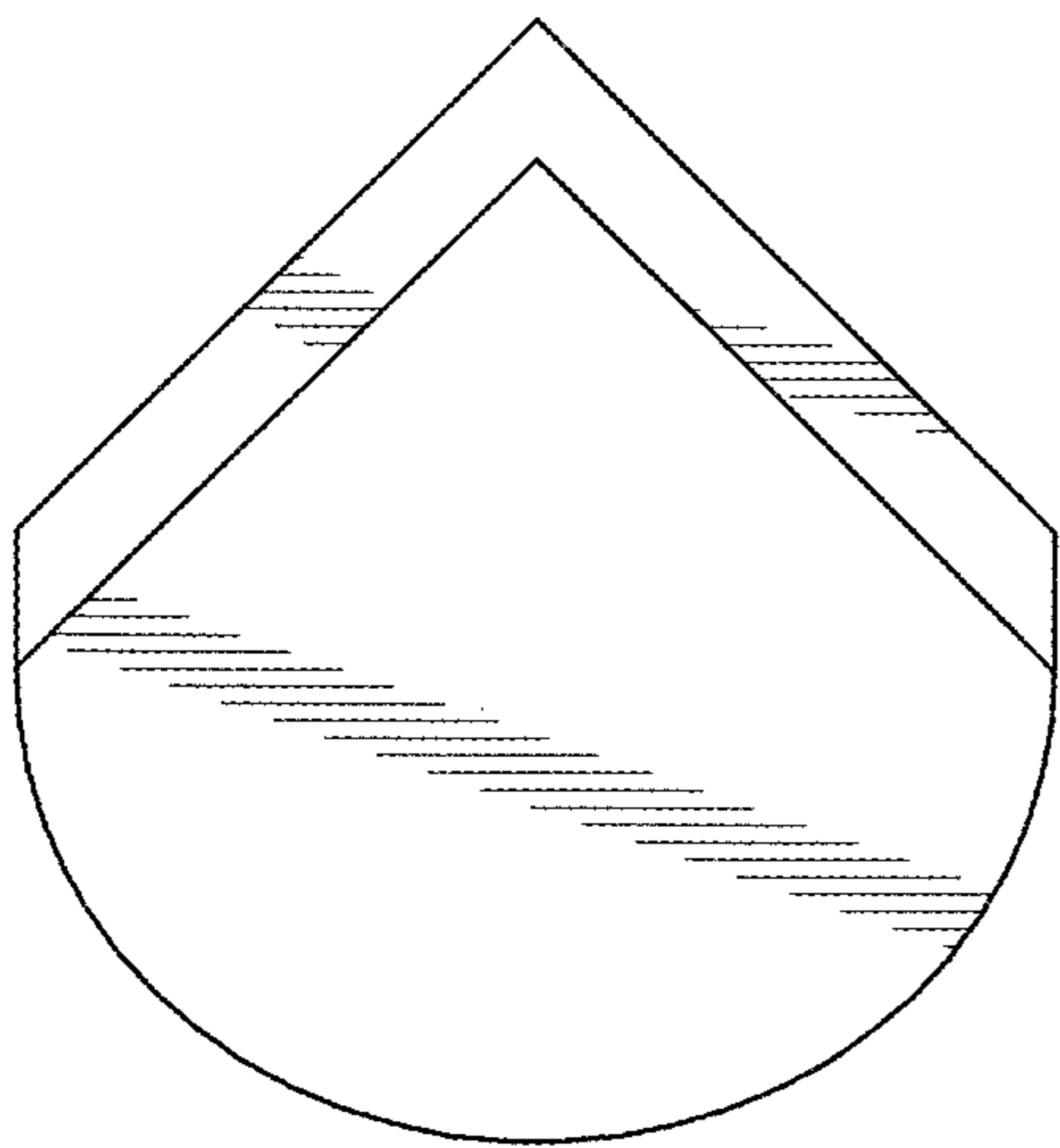


FIG. 2

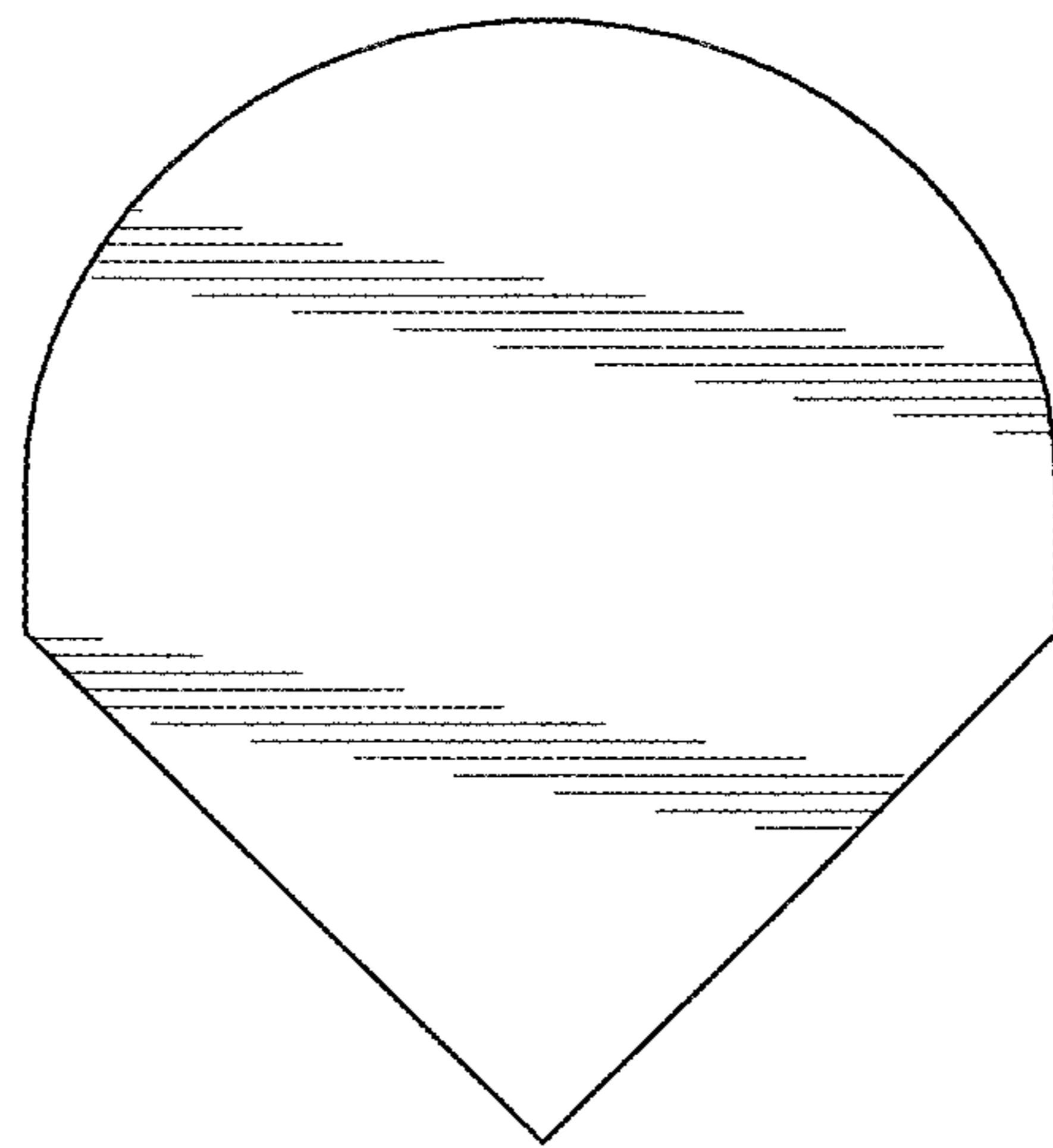


FIG. 3




FIG. 4

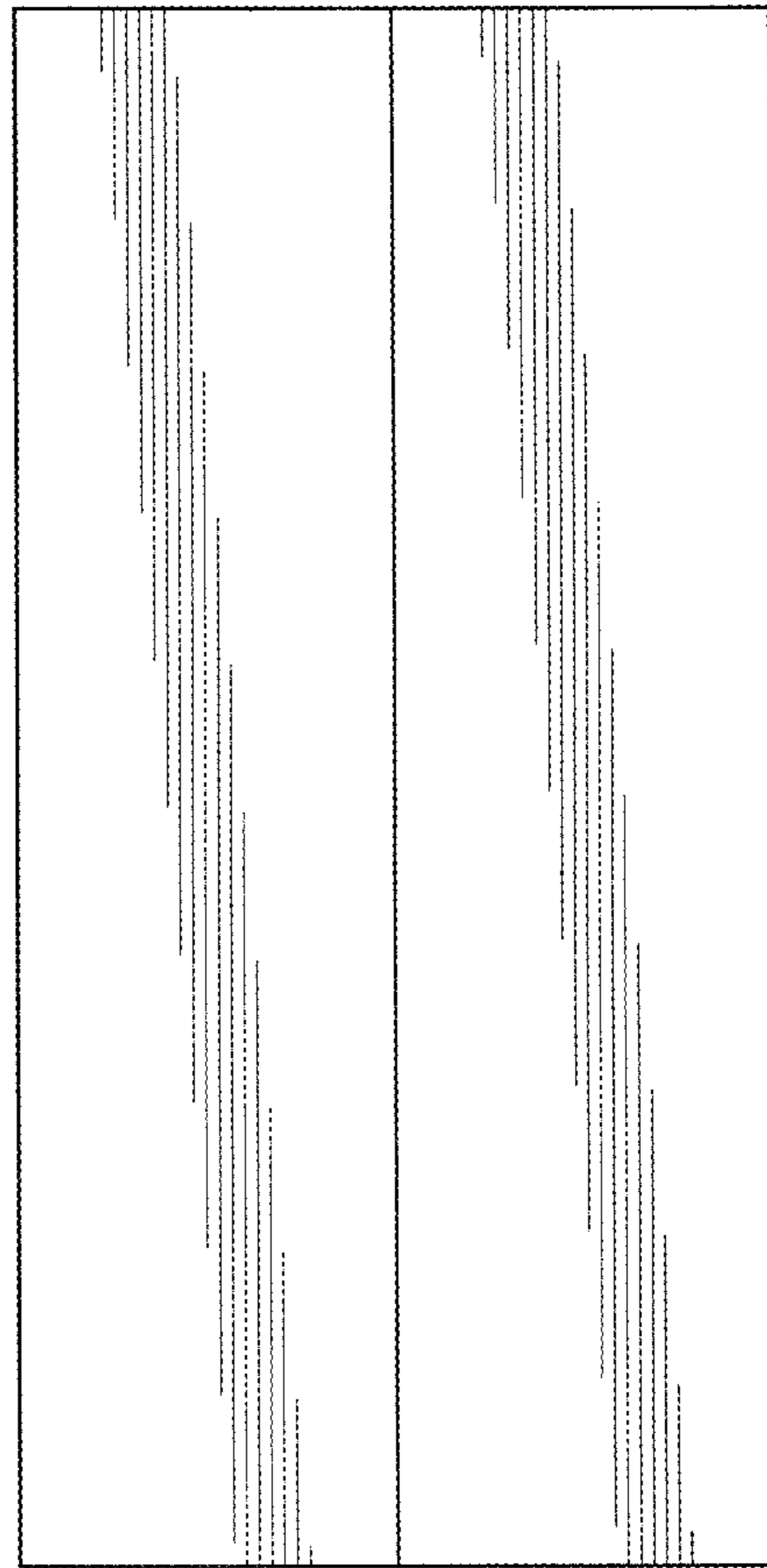


FIG. 5



FIG. 6

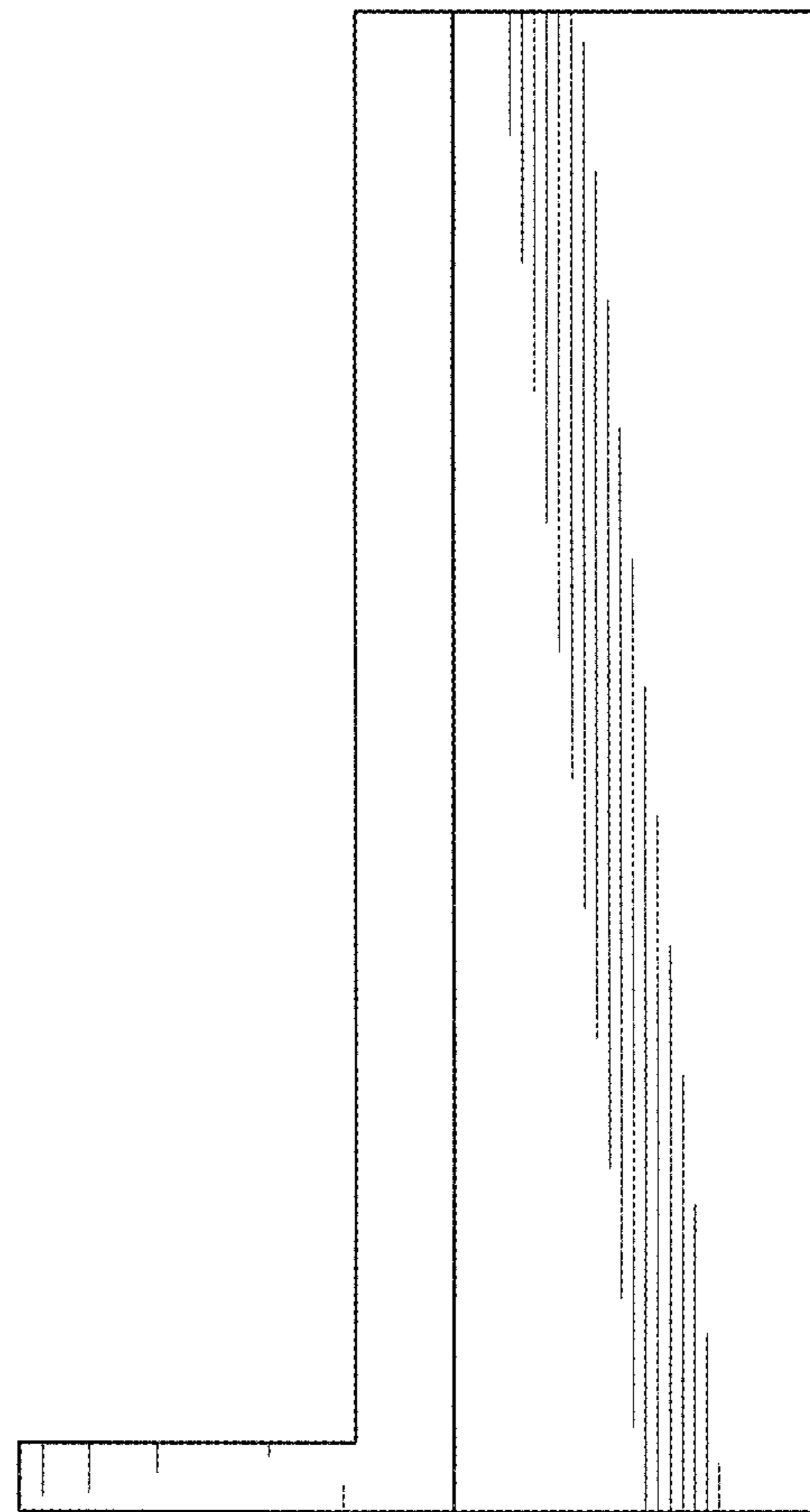


FIG. 7