



US00D938213S

(12) **United States Design Patent** (10) **Patent No.:** **US D938,213 S**
Bingham (45) **Date of Patent:** **** Dec. 14, 2021**

(54) **ADJUSTABLE SHELVING SYSTEM**
(71) Applicant: **Jonathan David Bingham**, Henley Beach South (AU)
(72) Inventor: **Jonathan David Bingham**, Henley Beach South (AU)
(**) Term: **15 Years**
(21) Appl. No.: **29/741,723**
(22) Filed: **Jul. 15, 2020**
(51) **LOC (13) Cl.** **06-06**
(52) **U.S. Cl.**
USPC **D6/705.6**
(58) **Field of Classification Search**
USPC D6/672, 673, 675, 675.1, 676, 676.1, D6/677, 677.1, 702, 705, 705.6, 512
CPC A47J 47/16; A47F 5/0018; A47F 5/0043; A47F 5/08; A47F 5/0081; A47F 5/01; A47B 45/00
See application file for complete search history.

(56) **References Cited**
U.S. PATENT DOCUMENTS
D325,137 S * 4/1992 Porter D6/676.1
D339,485 S * 9/1993 James D6/676.1
D370,367 S * 6/1996 Gassier D6/676
6,065,267 A * 5/2000 Fisher E04C 3/08 52/655.1

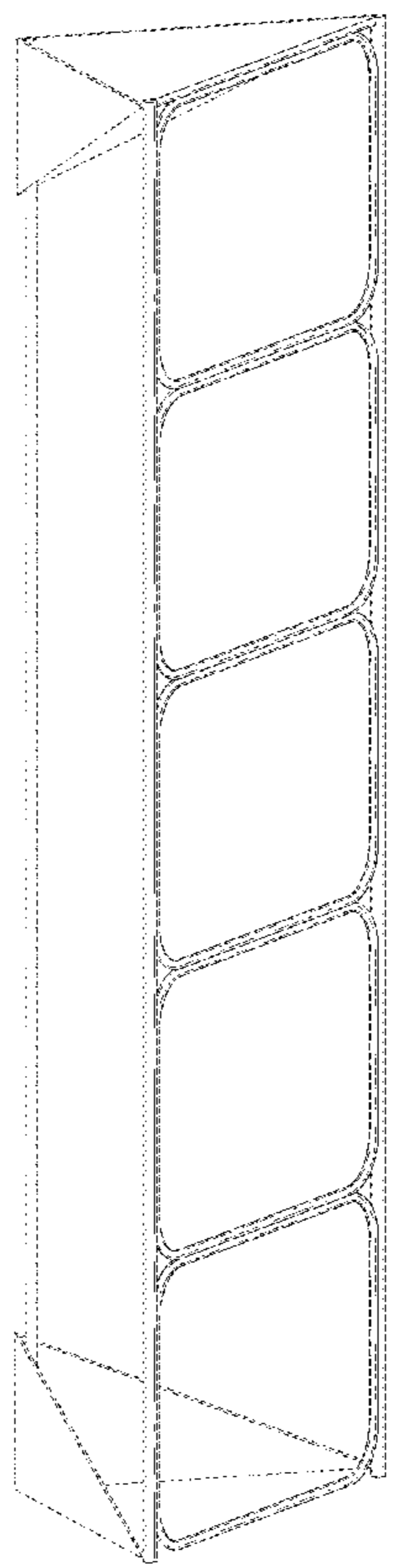
D449,182 S * 10/2001 Petti D6/675.1
D512,585 S * 12/2005 Rozenboom D6/675.1
D526,509 S * 8/2006 Glamos D6/403
D596,315 S * 7/2009 Bateman D25/61
D606,334 S * 12/2009 Clark D6/514
D907,414 S * 1/2021 Li D6/676.1
D932,815 S * 10/2021 Polidoros D6/675.1
2004/0144055 A1 * 7/2004 Lewison E04C 3/08 52/633

* cited by examiner
Primary Examiner — Kelley A Donnelly
(74) *Attorney, Agent, or Firm* — Eric Karich; Karich & Associates

(57) **CLAIM**
The ornamental design for an adjustable shelving system, as shown and described.

DESCRIPTION
FIG. 1 is a perspective view of an adjustable shelving system, showing my new design;
FIG. 2 is a front elevational view thereof;
FIG. 3 is a rear elevational view thereof;
FIG. 4 is a left side elevational view thereof;
FIG. 5 is a right side elevational view thereof;
FIG. 6 is a top plan view thereof; and,
FIG. 7 is a bottom plan view thereof.
The broken lines shown in the drawings form no part of the claimed design.

1 Claim, 5 Drawing Sheets



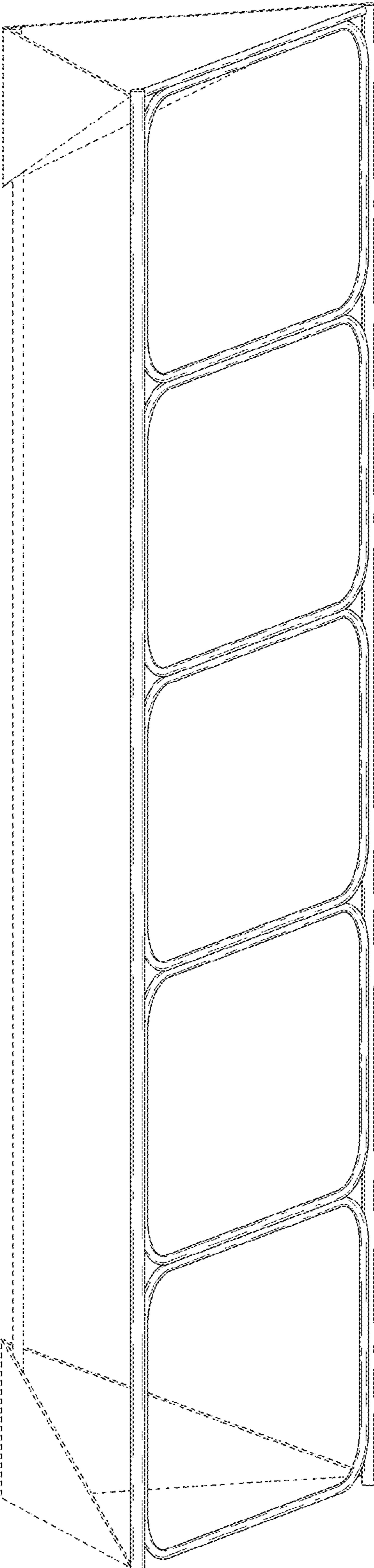


Fig. 1

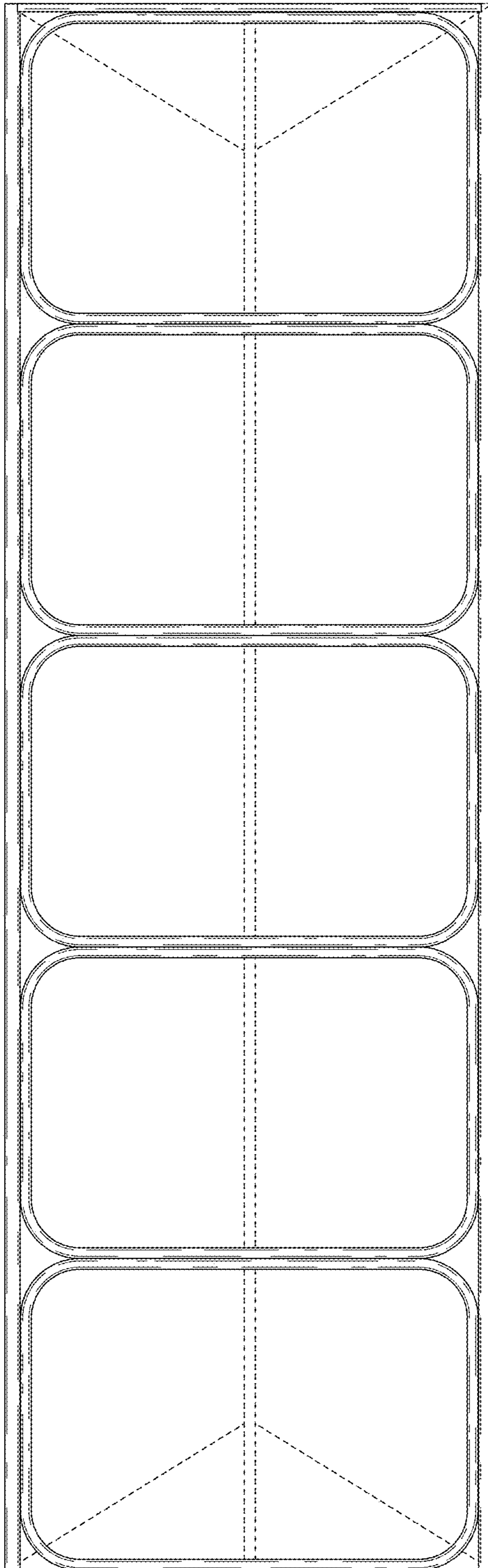


Fig. 2

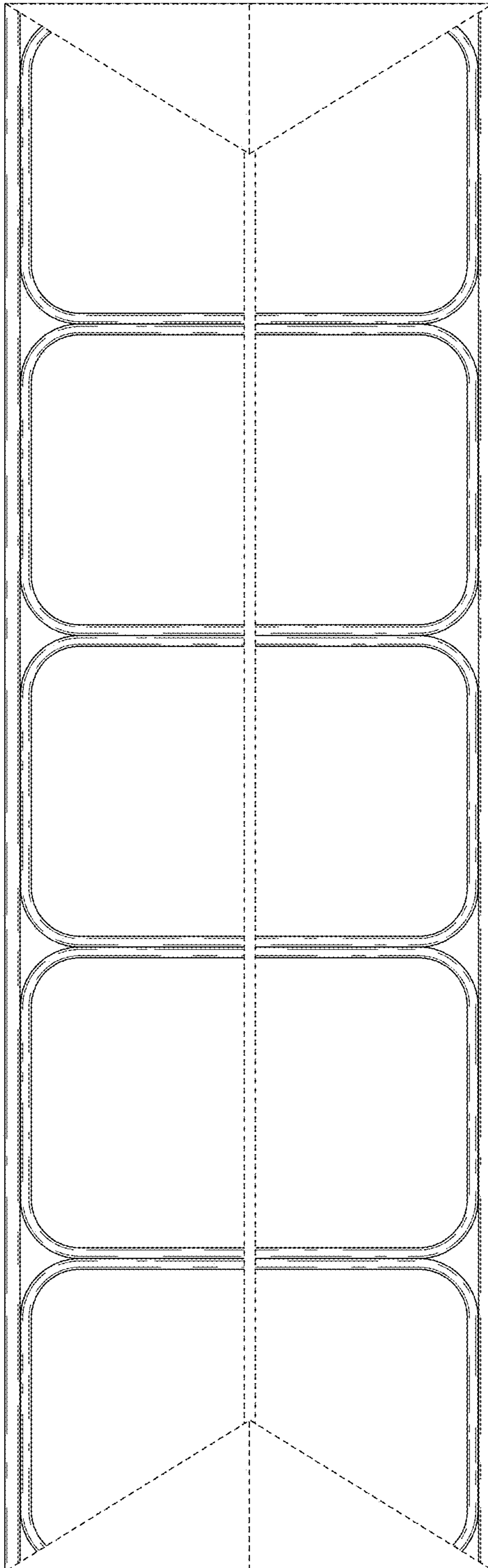


Fig. 3




Fig. 4

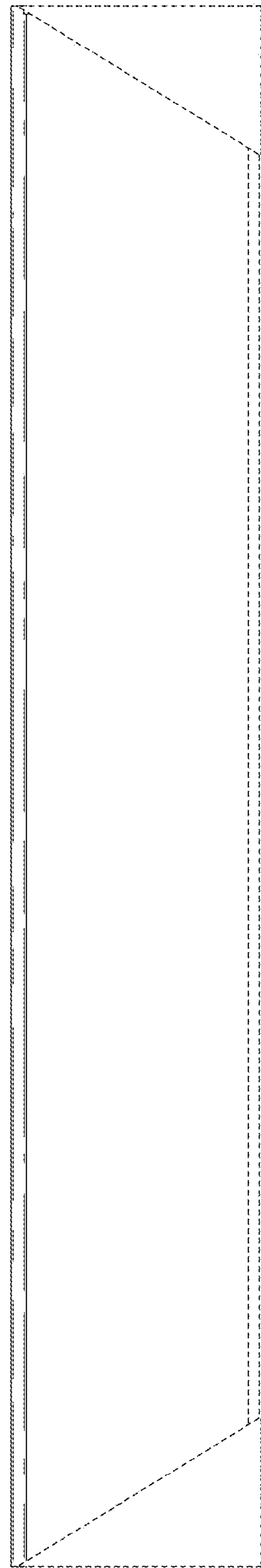


Fig. 5

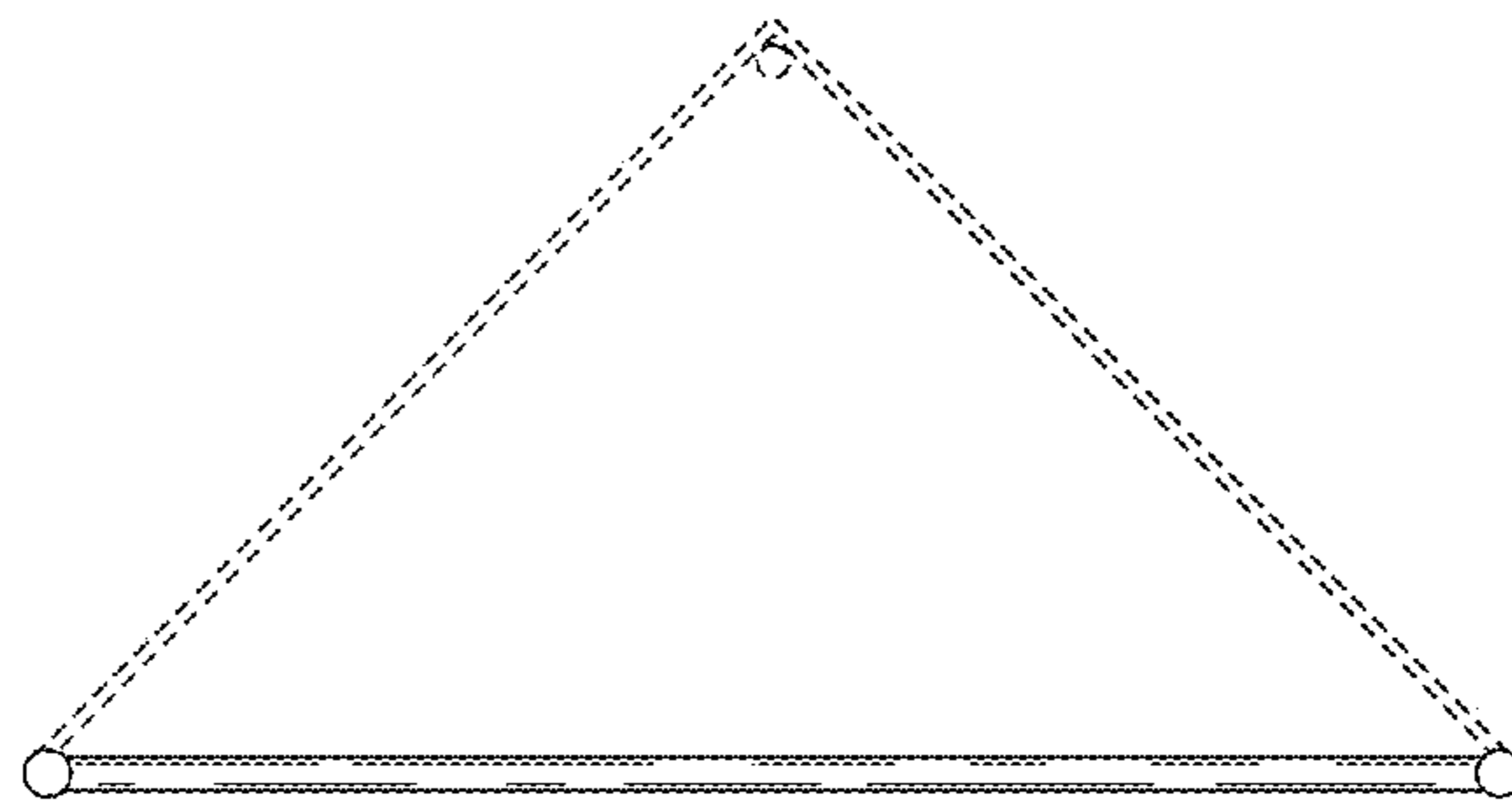


Fig. 6

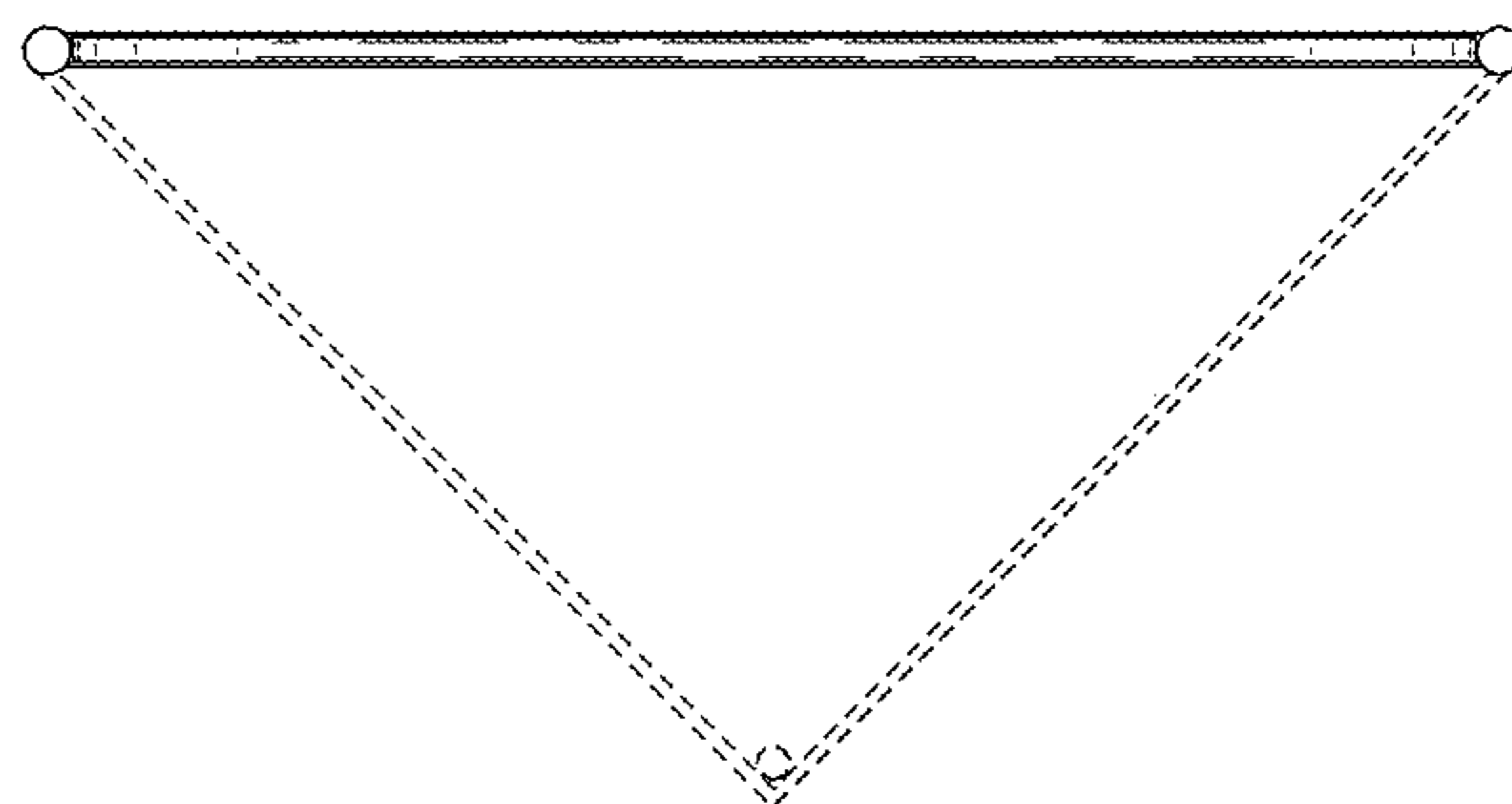


Fig. 7