



US00D938210S

(12) **United States Design Patent**  
**Inouye et al.**

(10) **Patent No.:** **US D938,210 S**

(45) **Date of Patent:** **\*\* Dec. 14, 2021**

(54) **RETAIL FIXTURE**

(71) Applicant: **Apple Inc.**, Cupertino, CA (US)

(72) Inventors: **Allison Inouye**, San Francisco, CA (US); **Jean-Marc Gady**, Los Altos, CA (US); **Ismael Flores Trujano**, San Jose, CA (US); **Gregory Guillaume Lespinard**, San Jose, CA (US); **Mi Zou**, San Francisco, CA (US); **Po Huang**, San Jose, CA (US); **Wesley Bryan Hamm**, San Francisco, CA (US); **Russell John Kaaihue Heirakuji**, Cupertino, CA (US); **Joshua Robert Edwards**, Santa Cruz, CA (US); **Nicholas E. Corti**, San Francisco, CA (US); **Manuel Dejesus**, San Francisco, CA (US)

(73) Assignee: **Apple Inc.**, Cupertino, CA (US)

(\*\*) Term: **15 Years**

(21) Appl. No.: **29/713,510**

(22) Filed: **Nov. 15, 2019**

(51) **LOC (13) Cl.** ..... **06-03**

(52) **U.S. Cl.**  
USPC ..... **D6/699**

(58) **Field of Classification Search**  
USPC ..... D6/672, 675, 349, 684–686, 691, D6/691.1–691.9, 698, 699, 699.1, 699.2  
CPC .. A47B 3/00; A47B 3/002; A47B 3/02; A47B 3/08; A47B 2003/008; A47B 7/00; A47B 13/00; A47B 13/02; A47B 13/04; A47B 13/06; A47B 13/08; A47B 13/10; A47B 13/12; A47B 17/00; A47B 21/00; A47B 47/00; A47B 47/041; A47B 55/00; A47F 9/00; A47F 9/02; A47F 9/04

See application file for complete search history.

(56) **References Cited**

**U.S. PATENT DOCUMENTS**

D270,308 S \* 8/1983 Aronowitz ..... D6/691.4  
D461,061 S \* 8/2002 Kent ..... D6/336

D562,600 S \* 2/2008 Diekman ..... D6/349  
D580,666 S \* 11/2008 Sempe ..... D6/349  
7,475,442 B1 \* 1/2009 Dierking ..... A47C 3/16  
297/440.14  
8,783,779 B2 \* 7/2014 Wittenberg ..... A47C 31/11  
297/440.1  
D729,059 S \* 5/2015 Taylor ..... A47C 31/11  
D9/432

(Continued)

*Primary Examiner* — Mary Ann Calabrese  
(74) *Attorney, Agent, or Firm* — Sterne, Kessler, Goldstein & Fox P.L.L.C.

(57) **CLAIM**

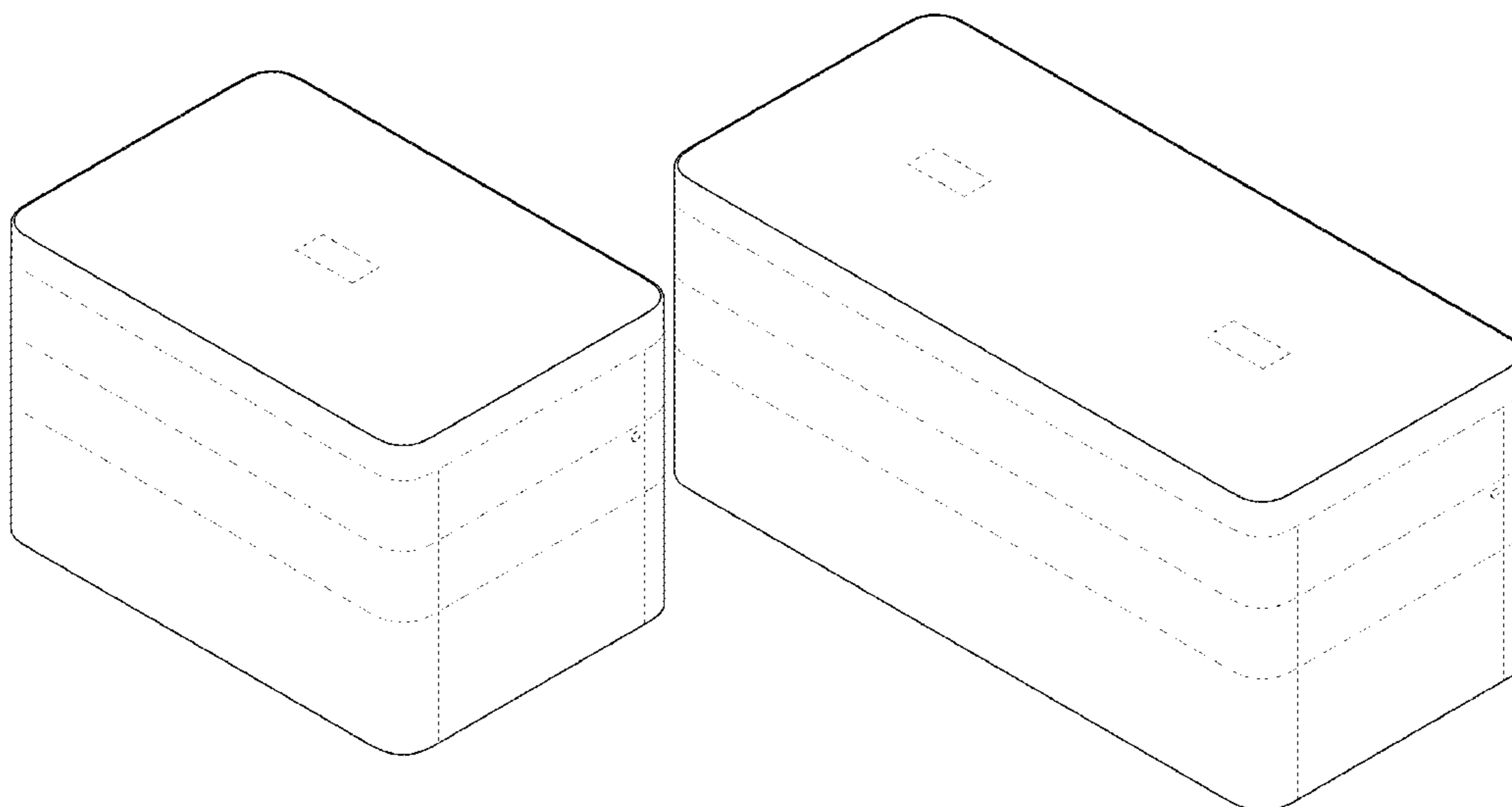
The ornamental design for a retail fixture, as shown and described.

**DESCRIPTION**

FIG. 1 is a top front perspective view of a retail fixture showing the claimed design;  
FIG. 2 is a front view thereof;  
FIG. 3 is a rear view thereof;  
FIG. 4 is a left side view thereof;  
FIG. 5 is a right side view thereof;  
FIG. 6 is a top view thereof;  
FIG. 7 is a bottom view thereof;  
FIG. 8 is a top front perspective view of another retail fixture showing the claimed design;  
FIG. 9 is a front view thereof;  
FIG. 10 is a rear view thereof;  
FIG. 11 is a left side view thereof;  
FIG. 12 is a right side view thereof;  
FIG. 13 is a top view thereof; and,  
FIG. 14 is a bottom view thereof.

The broken lines in the figures show portions of the retail fixture that form no part of the claimed design.

**1 Claim, 8 Drawing Sheets**



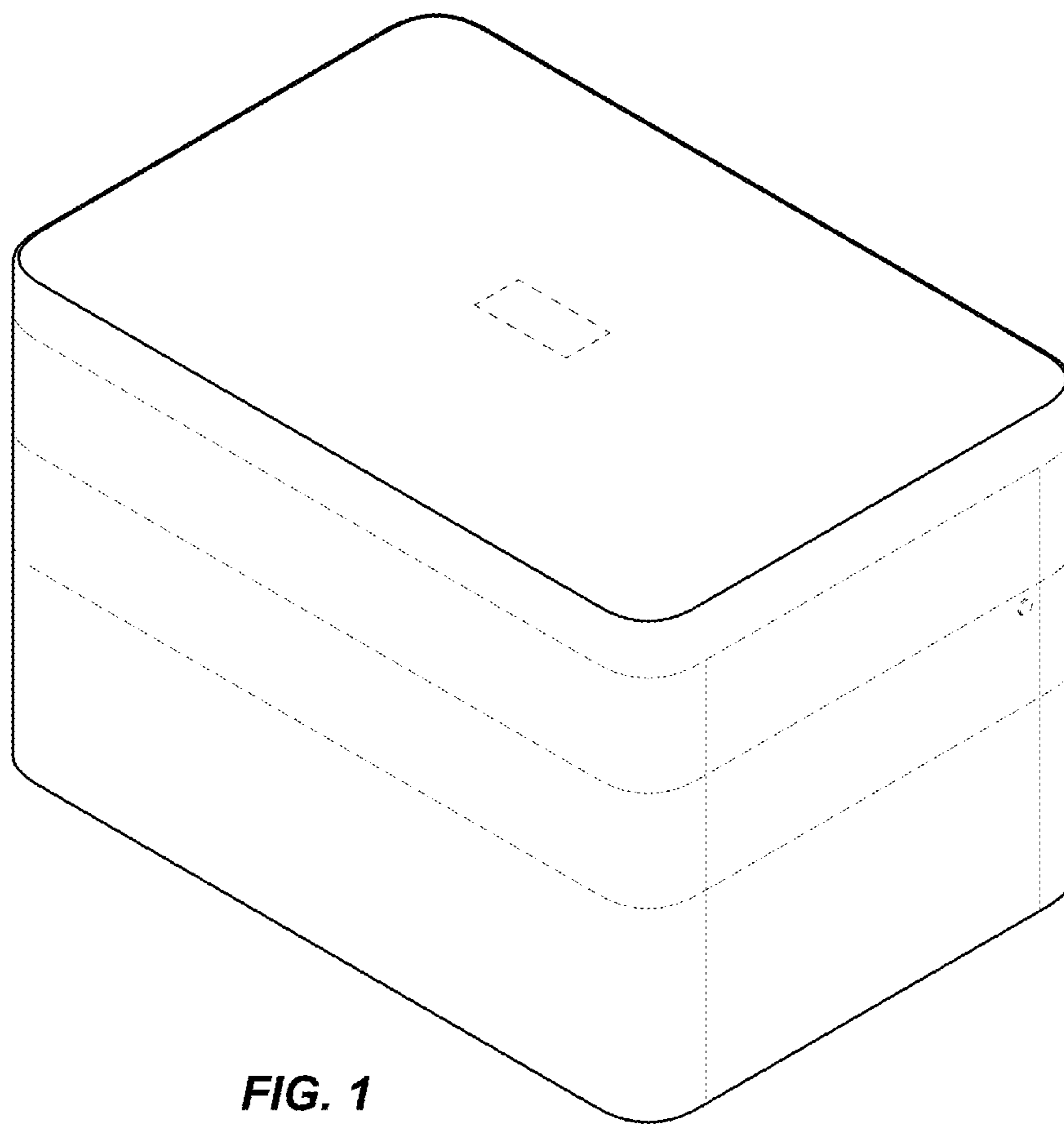
(56)

**References Cited**


U.S. PATENT DOCUMENTS

9,138,074 B2 \* 9/2015 Arne ..... A47B 13/12  
D763,603 S \* 8/2016 Bartelmuss ..... D6/664  
D848,164 S \* 5/2019 Bowen ..... A47C 3/16  
D6/352  
D869,210 S \* 12/2019 Mangold ..... D6/691.4


\* cited by examiner




**FIG. 1**



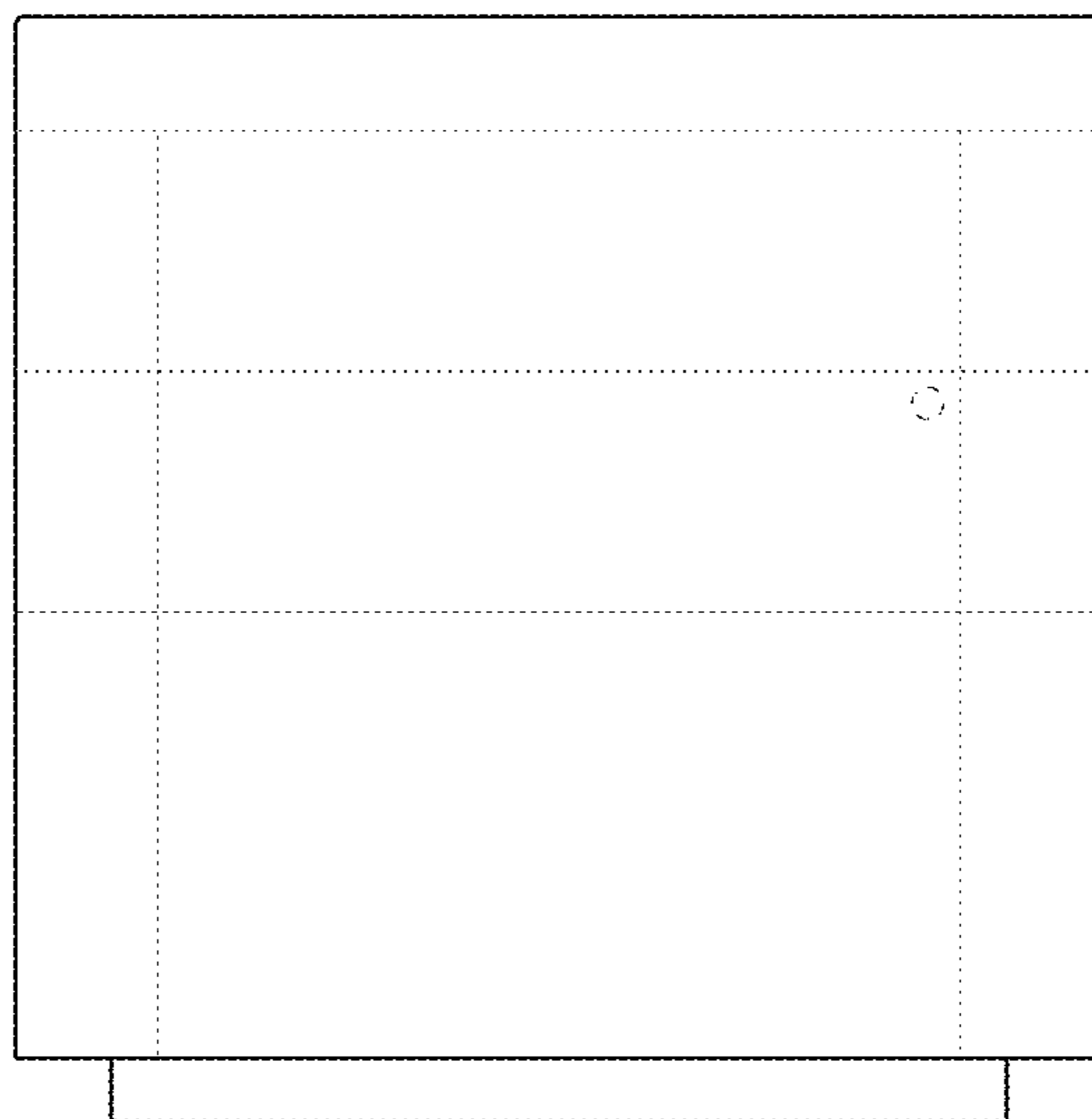
**FIG. 2**




**FIG. 3**




**FIG. 4**



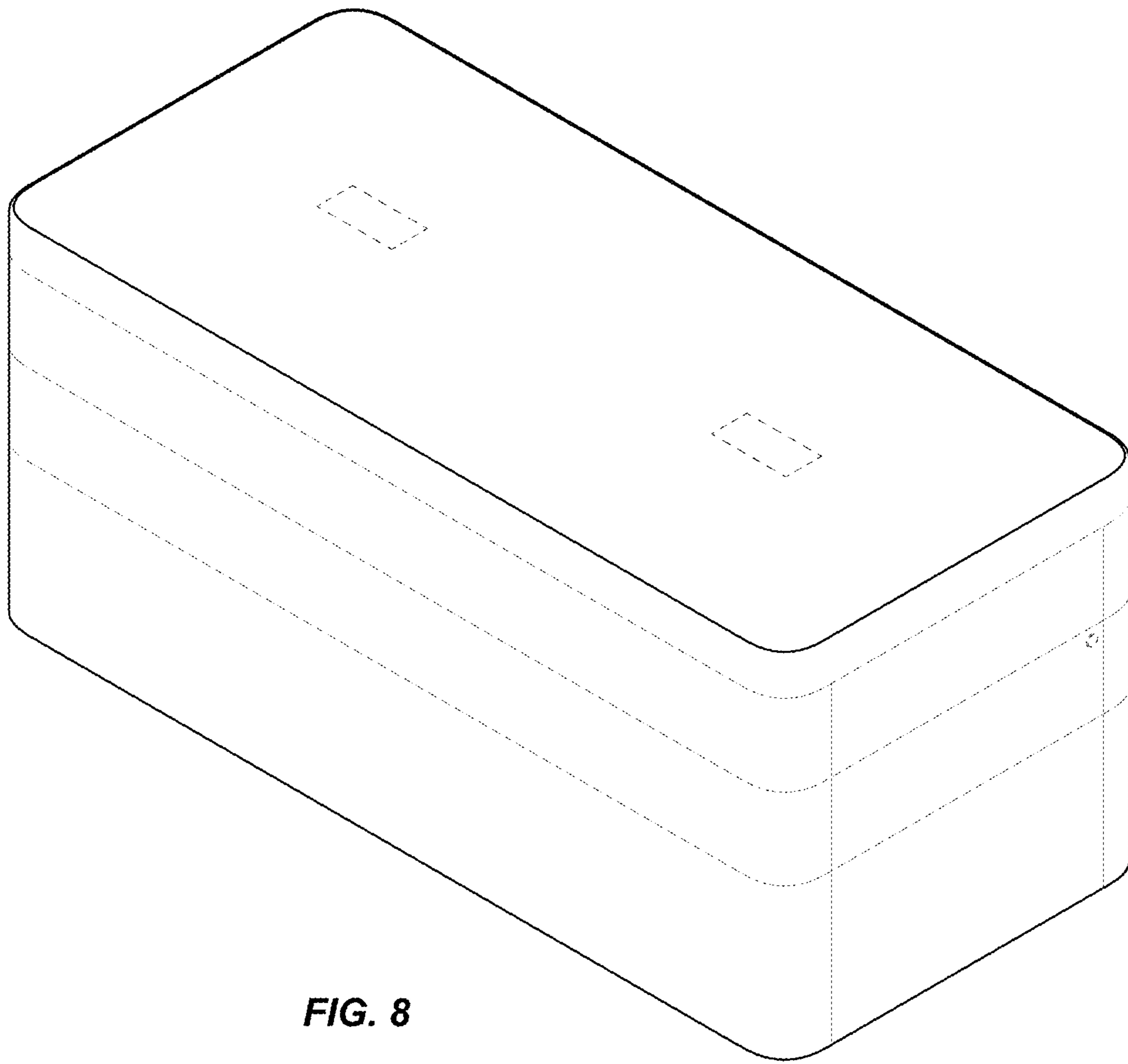
**FIG. 5**




**FIG. 6**




**FIG. 7**



**FIG. 8**




**FIG. 9**

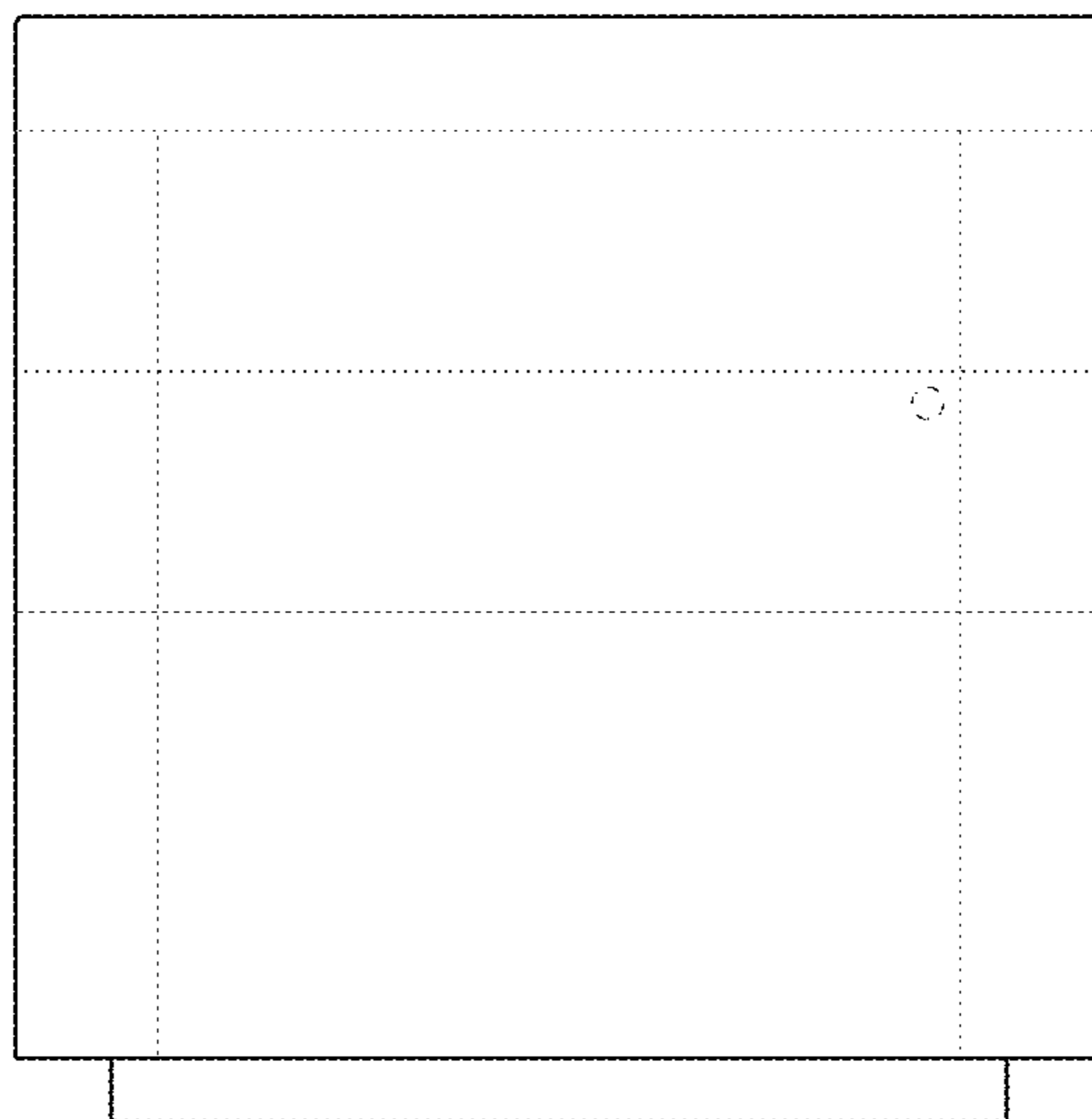


**FIG. 10**

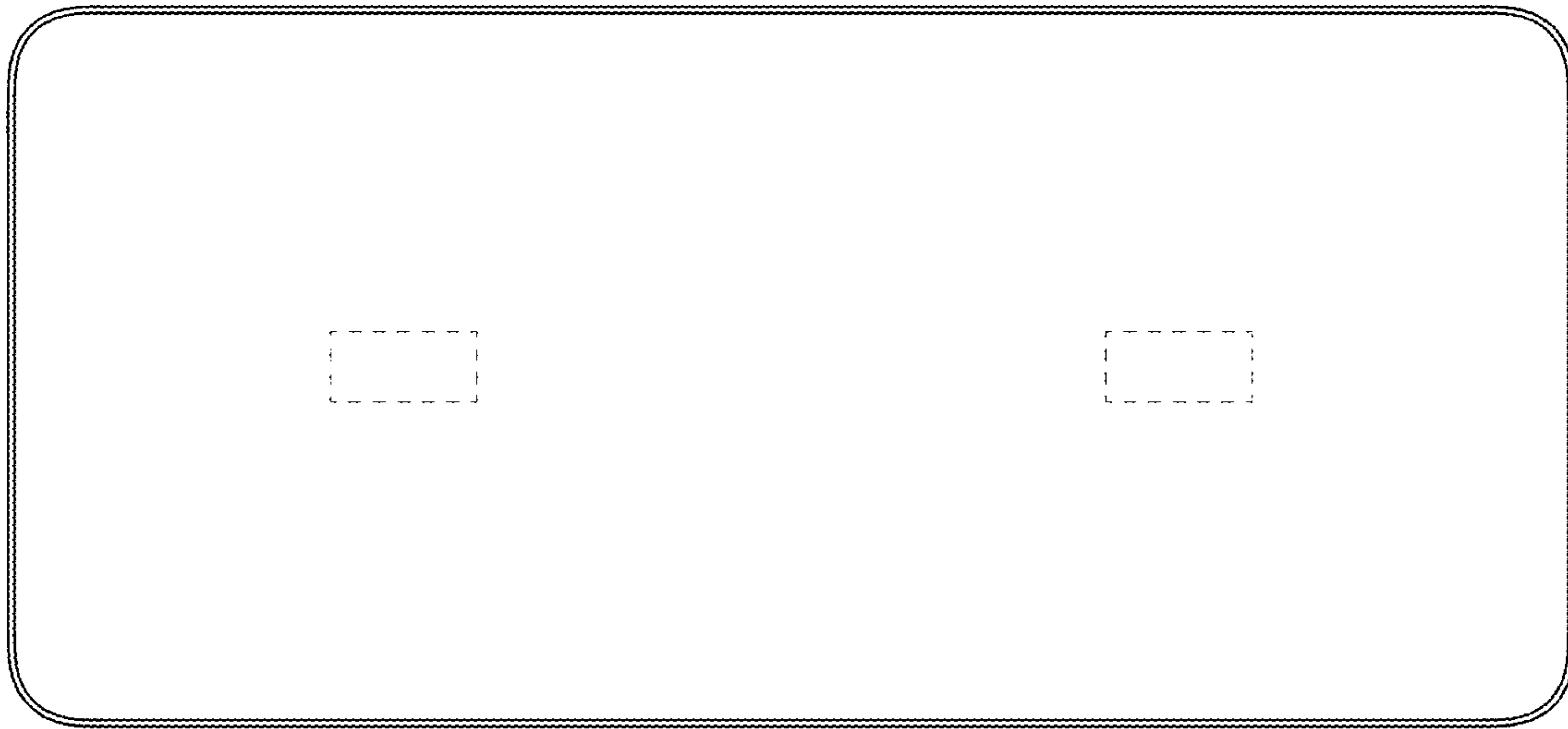





**FIG. 11**



**FIG. 12**



**FIG. 13**



**FIG. 14**