



US00D938206S

(12) **United States Design Patent**
Massey

(10) **Patent No.:** **US D938,206 S**

(45) **Date of Patent:** **** Dec. 14, 2021**

(54) **COMBINED SURFBOARD-SHAPED TABLE AND UMBRELLA**

D686,682 S * 7/2013 Wilbur A45B 3/00
D21/769
D788,502 S * 6/2017 Cope D6/688.1
2011/0146319 A1* 6/2011 Branning A45B 3/00
62/259.4

(71) Applicant: **David E. Massey**, Howell, MI (US)

(72) Inventor: **David E. Massey**, Howell, MI (US)

(**) Term: **15 Years**

(21) Appl. No.: **29/712,537**

(22) Filed: **Nov. 8, 2019**

(51) **LOC (13) Cl.** **06-03**

(52) **U.S. Cl.**
USPC **D6/686**; D6/688.1

(58) **Field of Classification Search**
USPC D6/685, 686, 688, 688.1, 699, 699.1;
D3/5, 15; D21/769
CPC A47B 7/00; A47B 13/00; A47B 13/02;
A47B 13/04; A47B 13/06; A47B 13/08;
A47B 13/10; A47B 13/12; A47B 21/00;
A47B 2200/0001; A47B 2200/0011;
A47B 2200/002

See application file for complete search history.

(56) **References Cited**

U.S. PATENT DOCUMENTS

D122,789 S * 10/1940 Connor, Jr. D6/686
2,799,543 A * 7/1957 Tomaselli A45B 23/00
108/50.12
3,444,799 A * 5/1969 Covington F24F 7/065
454/370
D259,525 S * 6/1981 Kane D6/686
D360,546 S * 7/1995 Gibson D6/688.1
D577,514 S * 9/2008 Dimauro D6/688.1

OTHER PUBLICATIONS

Teamson Kids Surfboard Outdoor Table and Bench Set with Umbrella—Walmart <https://www.walmart.com/ip/Teamson-Kids-Surfboard-Outdoor-Table-and-Bench-Set-with-Umbrella/189035428> retrieved from the internet on Sep. 16, 2021.*

SALTY Surfboard Coffee Table Collection—MauiNow, Jun. 18, 2021 <https://mauiNOW.com/2021/06/18/waterman-kai-lenny-collaborates-to-launch-salty-surfboard-coffee-table-collection/> retrieved from the internet on Sep. 16, 2021.*

* cited by examiner

Primary Examiner — Mary Ann Calabrese
(74) *Attorney, Agent, or Firm* — Mitchell Law PLLC;
Matthew W. Mitchell

(57) **CLAIM**

I claim the ornamental design for a combined surfboard-shaped table and umbrella, as shown.

DESCRIPTION

FIG. 1 is a front isometric view of a combined surfboard-shaped table and umbrella showing my new design;
FIG. 2 is rear isometric view thereof;
FIG. 3 is a front view thereof;
FIG. 4 is a rear view thereof;
FIG. 5 is a right-side view thereof;
FIG. 6 is a left-side view thereof; and,
FIG. 7 is a top plan view thereof.

1 Claim, 7 Drawing Sheets






FIG. 1




FIG. 2

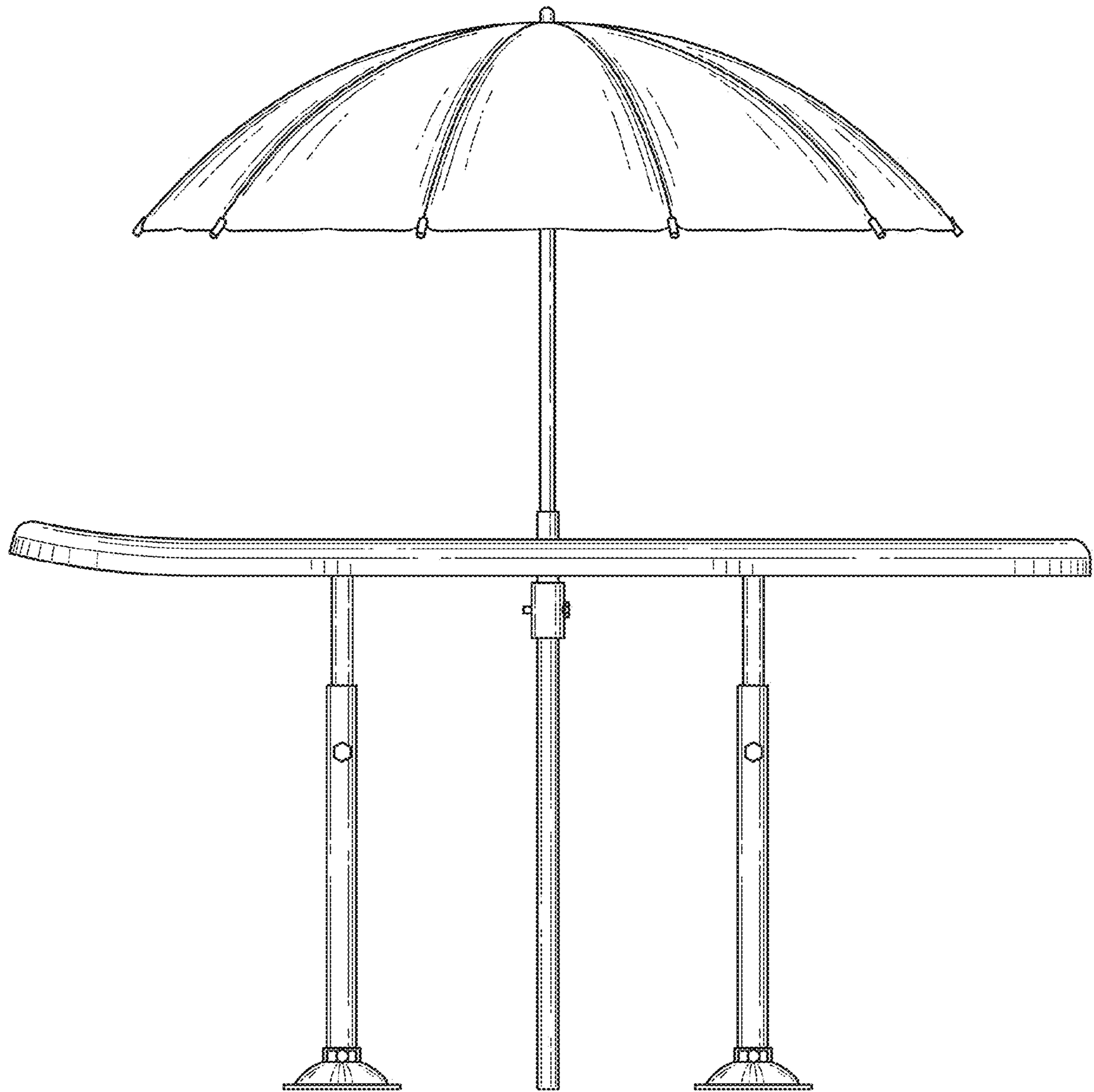


FIG. 3

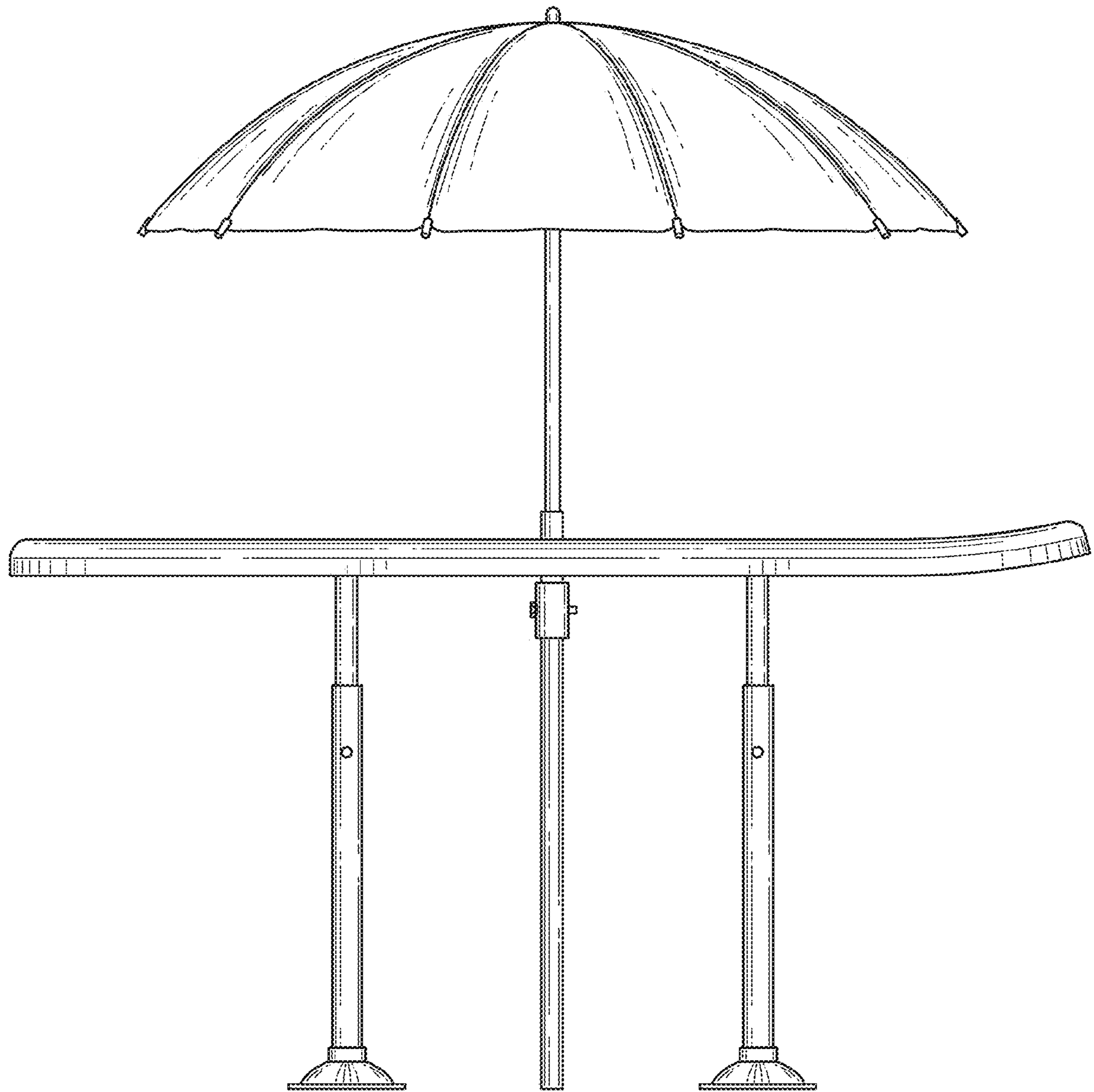


FIG. 4

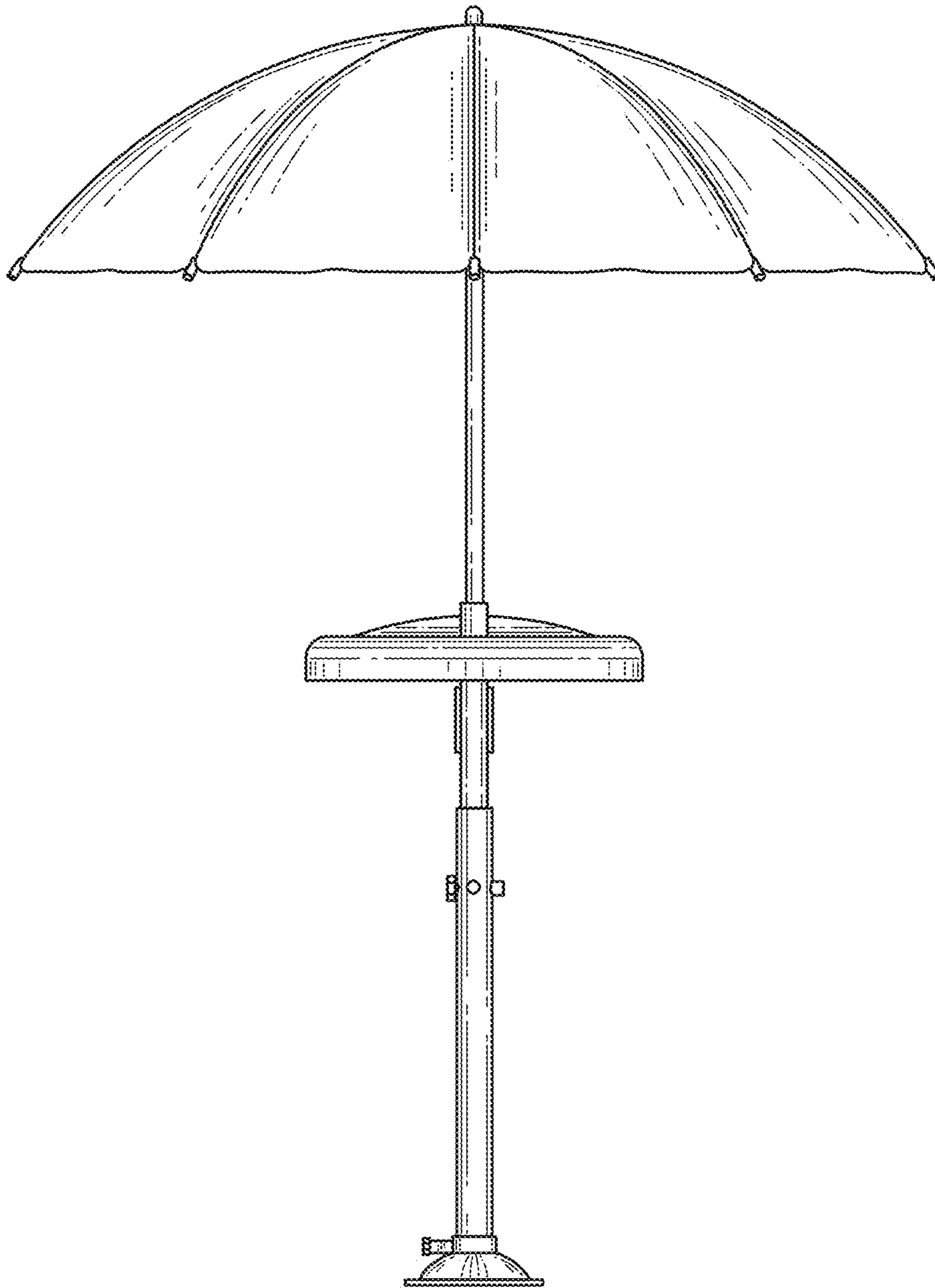


FIG. 5



FIG. 6

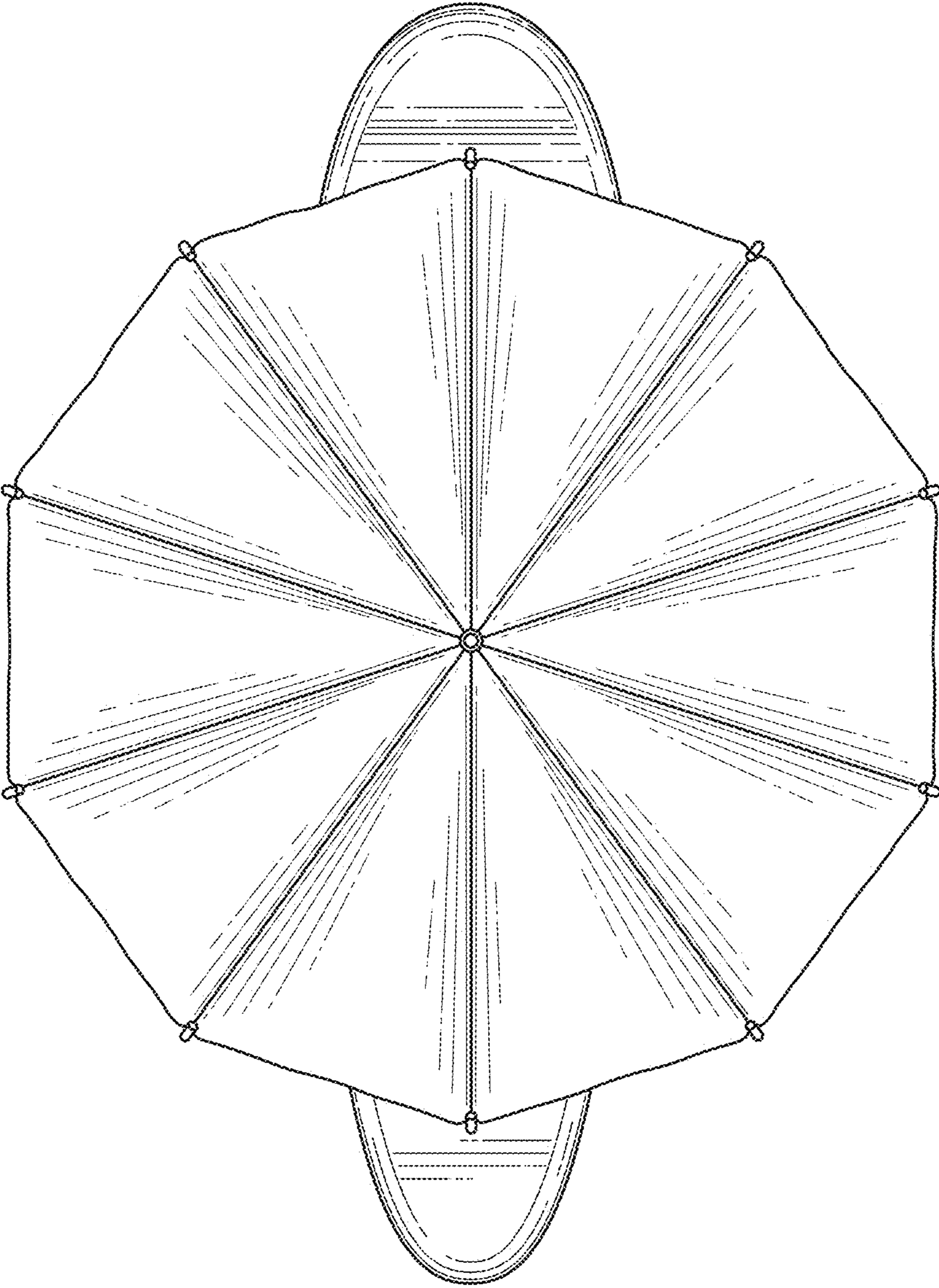


FIG. 7