



US00D938182S

(12) **United States Design Patent** (10) **Patent No.:** **US D938,182 S**  
**Li** (45) **Date of Patent:** **\*\* Dec. 14, 2021**

(54) **CHAIR**  
(71) Applicant: **39F USA INC**, Rancho Cucamonga, CA (US)  
(72) Inventor: **Yuehai Li**, Rancho Cucamonga, CA (US)  
(\*\*) Term: **15 Years**  
(21) Appl. No.: **29/738,082**  
(22) Filed: **Jun. 15, 2020**  
(51) **LOC (13) Cl.** ..... **06-01**  
(52) **U.S. Cl.**  
USPC ..... **D6/369**  
(58) **Field of Classification Search**  
USPC ..... D6/333, 334, 341, 348, 349, 350, 352, D6/353, 360, 364, 369, 370, 371, 373, D6/374, 375, 376, 377, 379, 380, 390, D6/677, 692, 700, 708, 708.16, 716, 643, D6/648; D16/237; D21/412, 419, 521  
CPC ..... A47C 1/124; A47C 3/34; A47C 4/028; A47C 4/02; A47C 5/12; A47C 5/125; A47C 7/506; A47C 9/007; A47C 13/005; A47C 13/023; A47C 31/113; A47C 31/02; A47C 5/06; A47C 5/08; B60R 2/0284; B60R 2/062; B60R 22/001; B60R 22/24; B60R 22/28; B60R 22/58; B60R 22/64; B60R 22/68; B60R 22/80; B60R 22/99; B60R 22/245; B60R 22/643; B60R 22/646; B60R 22/665; B60R 22/686; B60R 22/688; B60R 22/803; B60R 22/986; B60R 22/914; B60R 22/995  
See application file for complete search history.

D723,811 S \* 3/2015 Weyts ..... D6/334  
D761,582 S \* 7/2016 Armani ..... D6/369  
D832,622 S \* 11/2018 Goodrum ..... D6/643  
D863,804 S \* 10/2019 Foersom ..... D6/372  
D888,452 S \* 6/2020 Koopthavonrerck ..... D6/369  
D901,921 S \* 11/2020 Bergmann ..... D6/369  
D914,383 S \* 3/2021 Foersom ..... D6/369  
D919,998 S \* 5/2021 Velez ..... D6/374


\* cited by examiner  
*Primary Examiner* — Kevin K Rudzinski  
*Assistant Examiner* — Paul D Bohannon  
(74) *Attorney, Agent, or Firm* — Feng Qian

(56) **References Cited**  
U.S. PATENT DOCUMENTS  
D670,098 S \* 11/2012 Urquiola ..... D6/375  
D720,149 S \* 12/2014 Armani ..... D6/369

(57) **CLAIM**  
The ornamental design for a chair, as shown and described.

**DESCRIPTION**  
FIG. 1 is a front perspective view of a chair showing my new design;  
FIG. 2 is a front elevation view thereof;  
FIG. 3 is a rear elevation view thereof;  
FIG. 4 is a left-side elevation view thereof;  
FIG. 5 is a right-side elevation view thereof;  
FIG. 6 is a top plan view thereof; and,  
FIG. 7 is a bottom plan view thereof.  
The short dash-dash broken lines shown on surfaces of the article in FIG. 1-2 and FIG. 4-5 represent stitching and form part of the claimed design. The short dash-dash broken lines and the longer dash-dash broken lines shown on the bottom surface of the chair cushion represent stitching and form part of the claimed design. The additional dash-dash broken lines shown on the bottom surface of the article in FIG. 7 illustrate portions of the article that form no part of the claimed design.

**1 Claim, 7 Drawing Sheets**






Fig.1

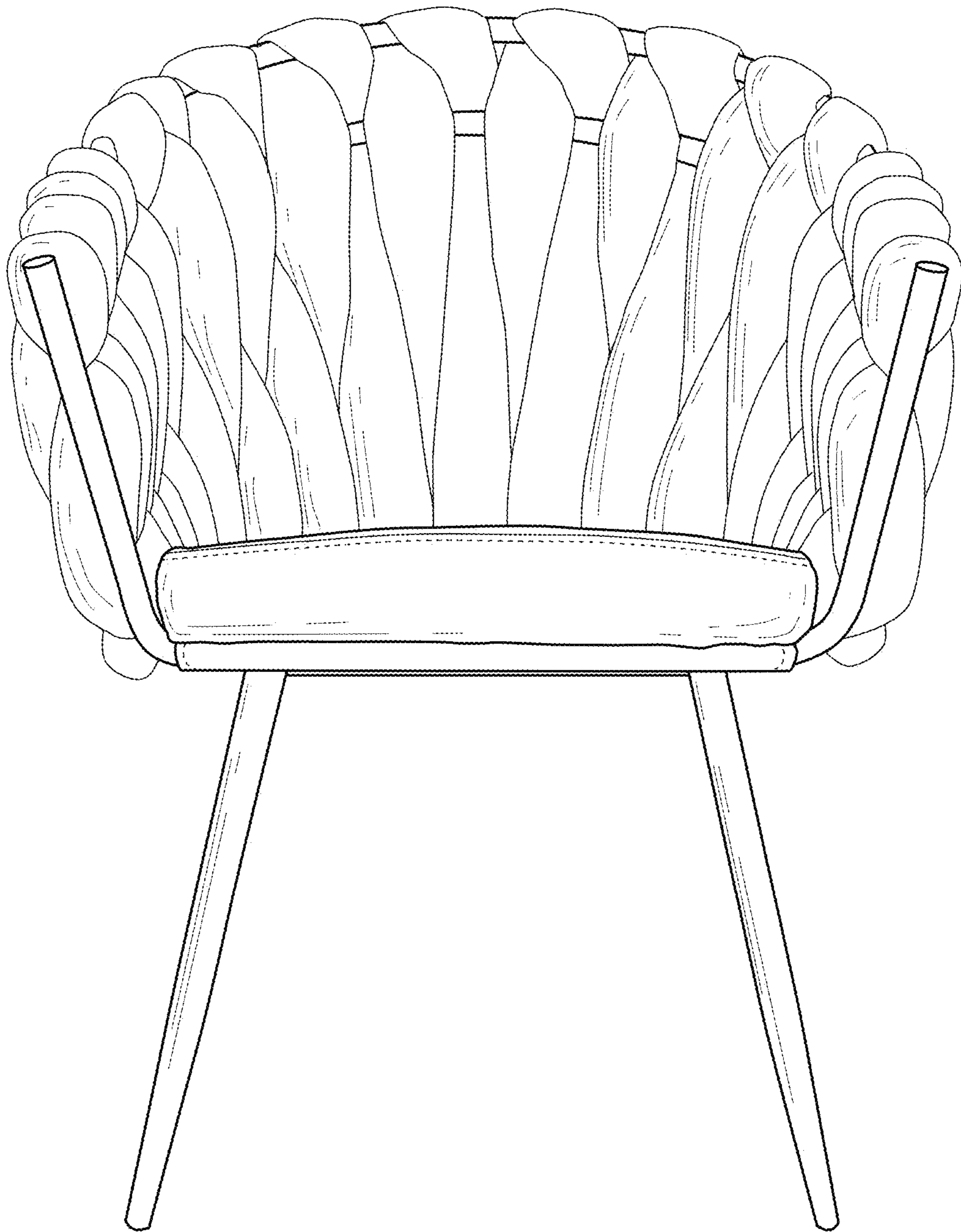


Fig.2

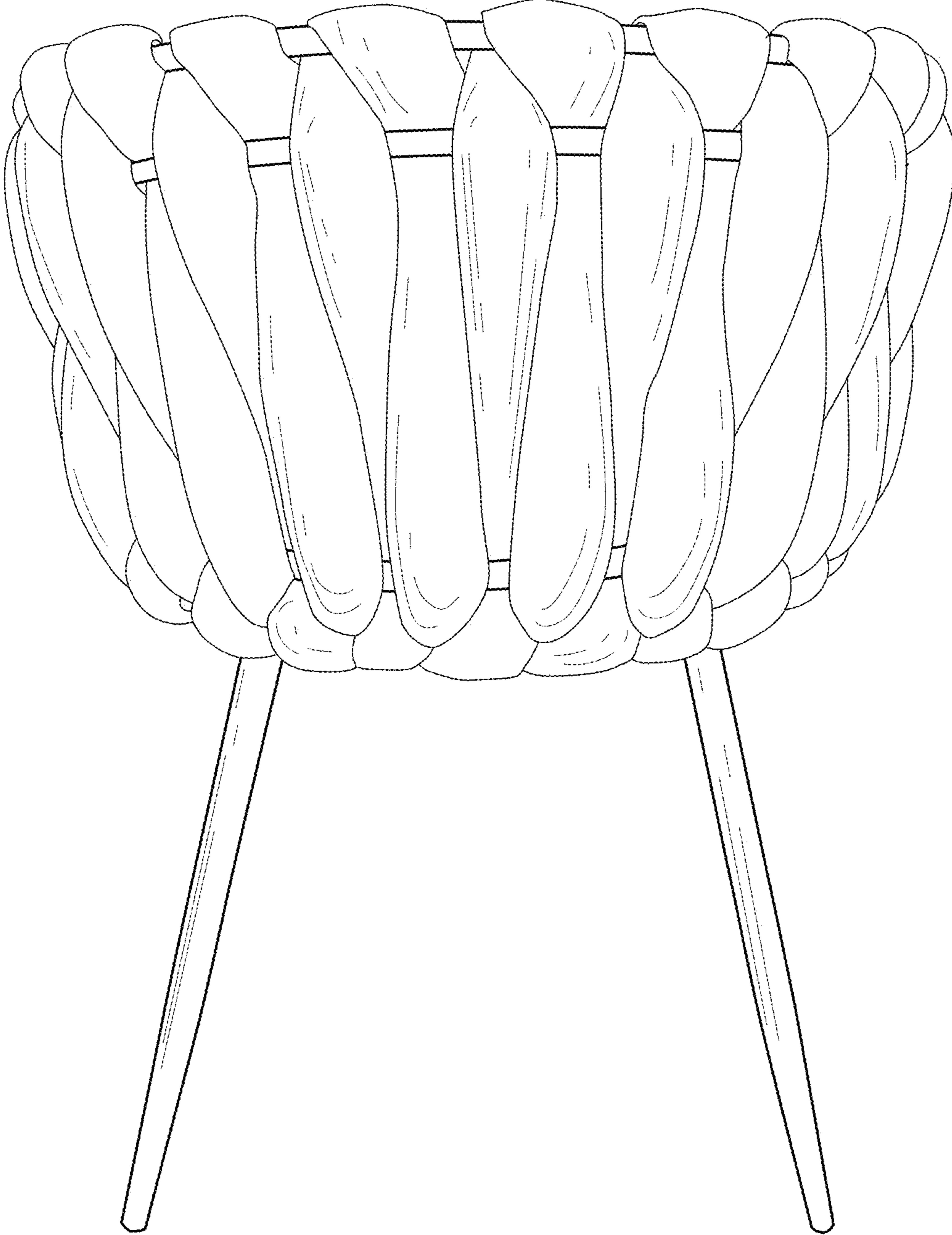


Fig.3

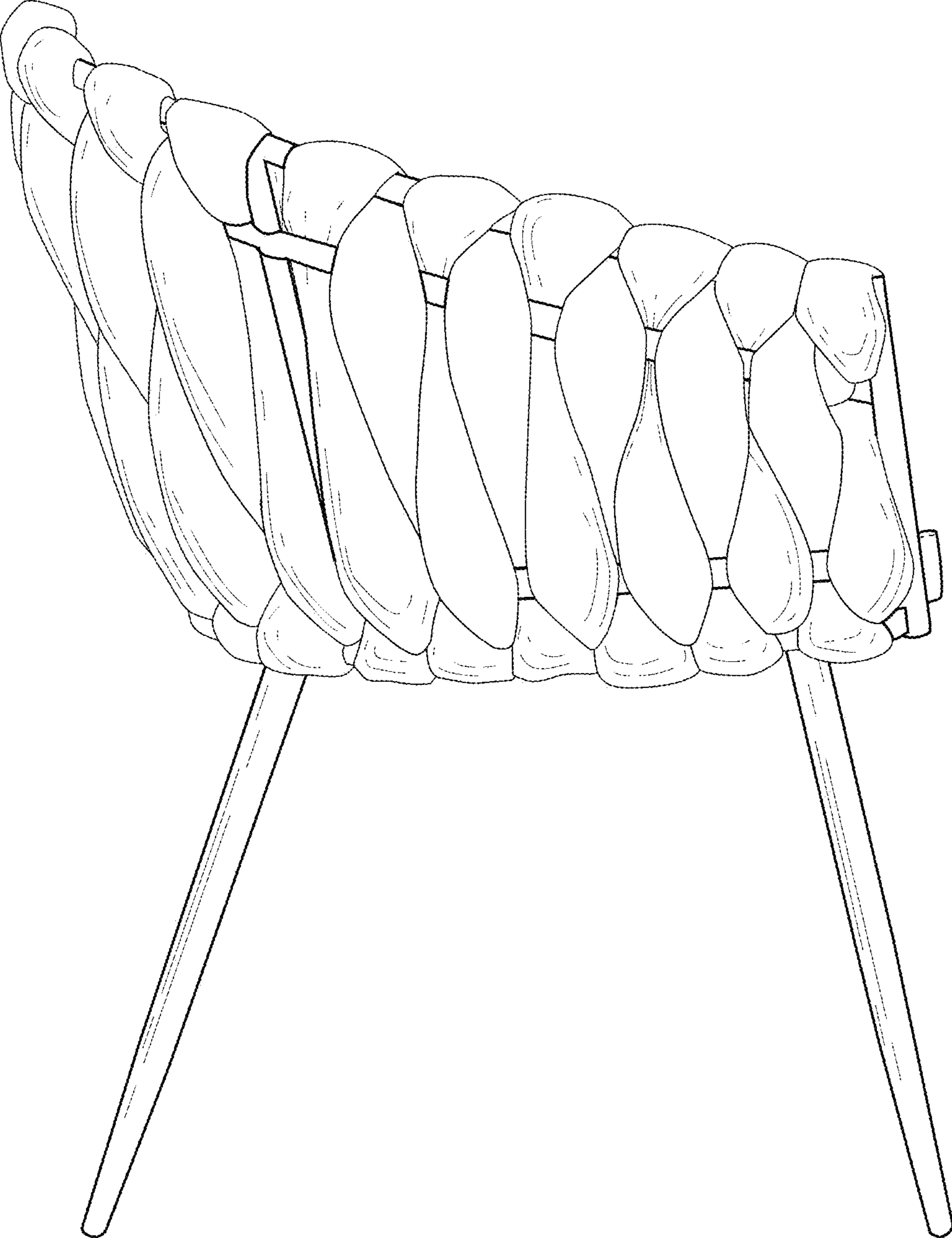


Fig.4

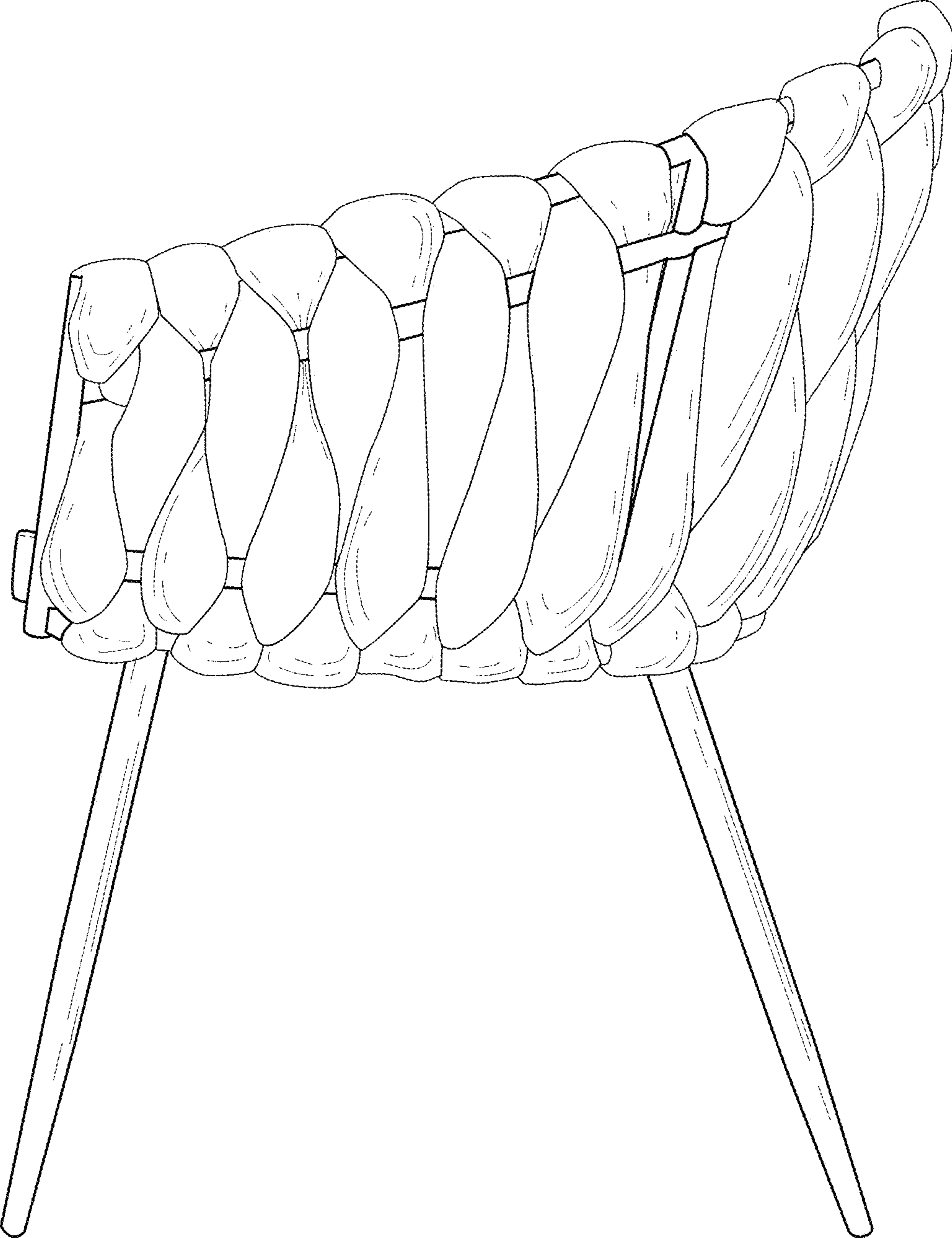


Fig.5

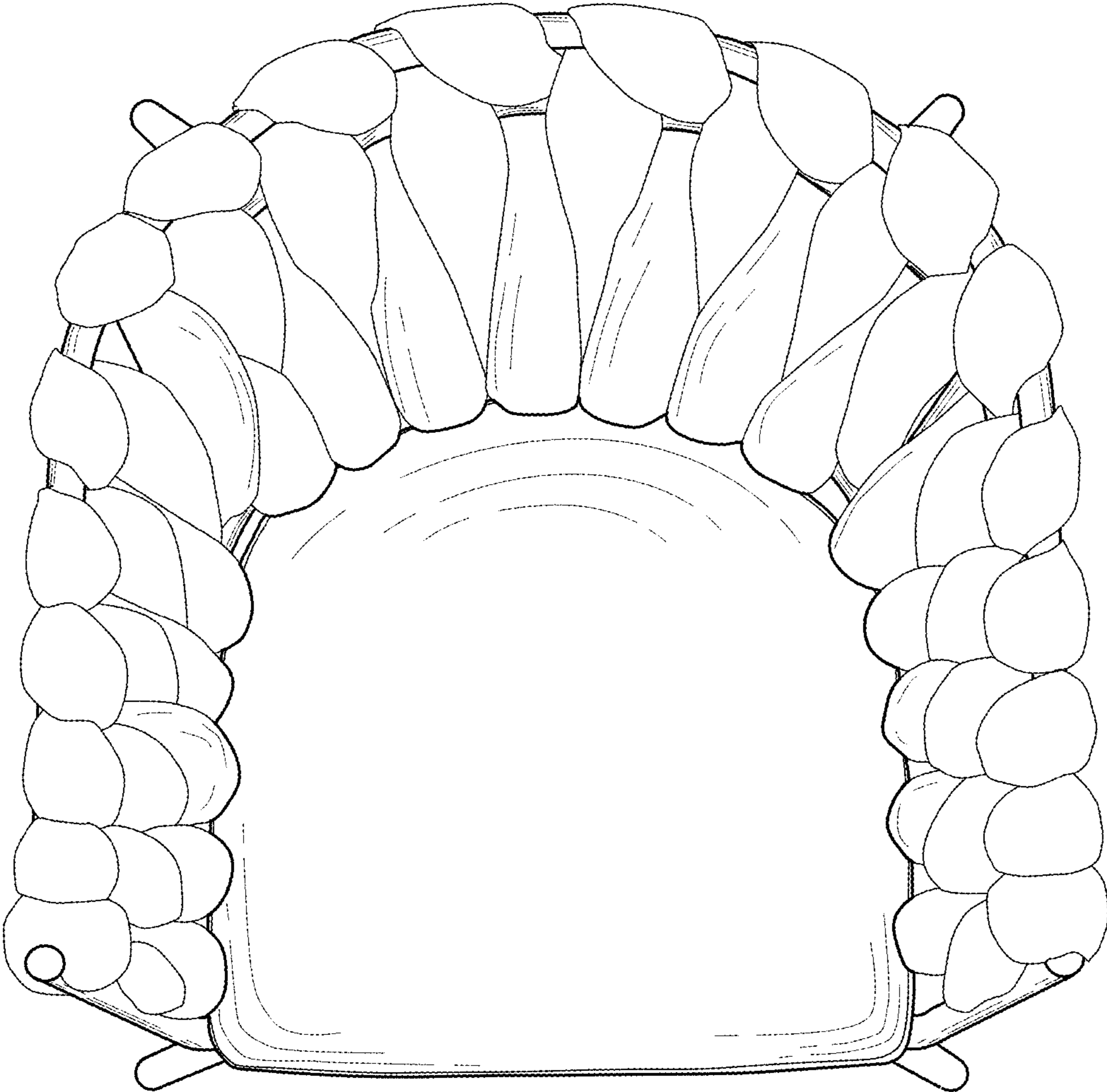


Fig.6

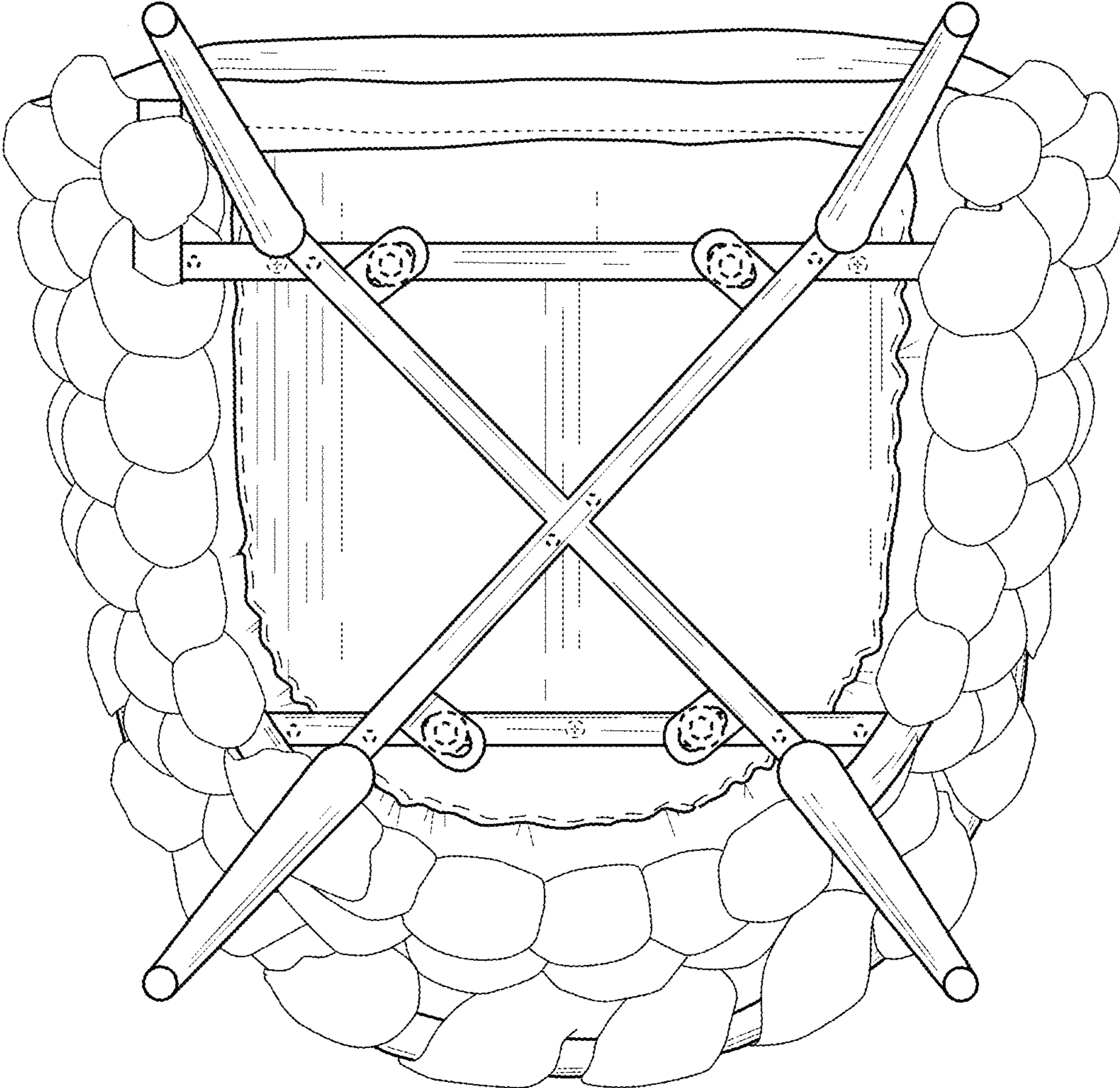


Fig.7