



US00D938181S

(12) **United States Design Patent** (10) **Patent No.:** **US D938,181 S**  
**Li** (45) **Date of Patent:** **\*\* Dec. 14, 2021**

(54) **CHAIR**  
(71) Applicant: **39F USA INC**, Rancho Cucamonga, CA (US)  
(72) Inventor: **Yuehai Li**, Rancho Cucamonga, CA (US)  
(\*\*) Term: **15 Years**  
(21) Appl. No.: **29/738,078**  
(22) Filed: **Jun. 15, 2020**  
(51) **LOC (13) Cl.** ..... **06-01**  
(52) **U.S. Cl.**  
USPC ..... **D6/369**  
(58) **Field of Classification Search**  
USPC ..... D6/333, 334, 341, 348, 349, 350, 352, D6/353, 360, 364, 369, 370, 371, 373, D6/374, 375, 376, 377, 379, 380, 390, D6/677, 692, 700, 708, 708.16, 716; D16/237; D21/412, 419, 521  
CPC ..... A47C 1/124; A47C 3/34; A47C 4/028; A47C 4/02; A47C 5/12; A47C 5/125; A47C 7/506; A47C 9/007; A47C 13/005; A47C 13/023; A47C 31/113; A47C 31/02; A47C 5/06; A47C 5/08; B60R 2/0284; B60R 2/062; B60R 22/001; B60R 22/24; B60R 22/28; B60R 22/58; B60R 22/64; B60R 22/68; B60R 22/80; B60R 22/99; B60R 22/245; B60R 22/643; B60R 22/646; B60R 22/665; B60R 22/686; B60R 22/688; B60R 22/803; B60R 22/986; B60R 22/914; B60R 22/995  
See application file for complete search history.

D181,870 S \* 1/1958 Meneghelli ..... D6/369  
D189,183 S \* 11/1960 Kapel ..... D6/369  
D228,593 S \* 10/1973 Chang ..... D6/369  
D591,966 S \* 5/2009 Bouroullec ..... D6/358  
D720,149 S \* 12/2014 Armani ..... D6/369  
D720,551 S \* 1/2015 Mueller ..... D6/373  
D756,155 S \* 5/2016 Akkad ..... D6/716  
D761,582 S \* 7/2016 Armani ..... D6/369  
D843,747 S \* 3/2019 Pushelberg ..... D6/369  
D846,295 S \* 4/2019 Tham ..... D6/369  
D853,140 S \* 7/2019 Pushelberg ..... D6/369

\* cited by examiner

*Primary Examiner* — Kevin K Rudzinski  
*Assistant Examiner* — Paul D Bohannon  
(74) *Attorney, Agent, or Firm* — Feng Qian

(57) **CLAIM**

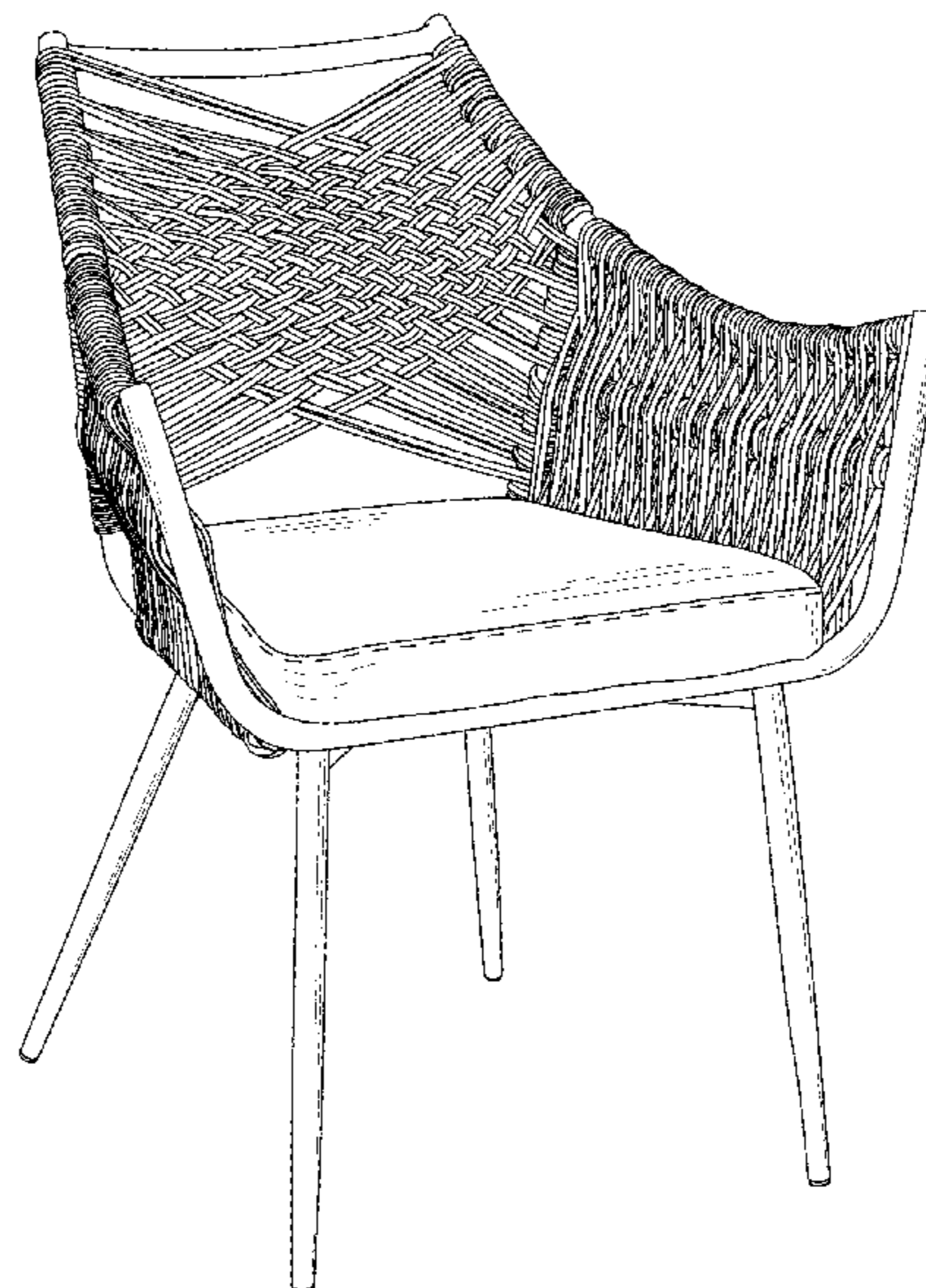
The ornamental design for a chair, as shown and described.

**DESCRIPTION**

FIG. 1 is a front perspective view of a chair showing my new design;  
FIG. 2 is a front elevation view thereof;  
FIG. 3 is a rear elevation view thereof;  
FIG. 4 is a left-side elevation view thereof;  
FIG. 5 is a right-side elevation view thereof;  
FIG. 6 is a top plan view thereof; and,  
FIG. 7 is a bottom plan view thereof.  
The dash-dash broken lines shown on the top and bottom surfaces of the chair cushion represent stitching and form part of the claimed design. The additional dash-dash broken lines shown on the bottom surface of the article in FIG. 7 illustrate portions of the article that form no part of the claimed design.

**1 Claim, 7 Drawing Sheets**

(56) **References Cited**  
U.S. PATENT DOCUMENTS  
D170,954 S \* 11/1953 Urda ..... D6/369  
D171,610 S \* 3/1954 Morrison ..... D6/369



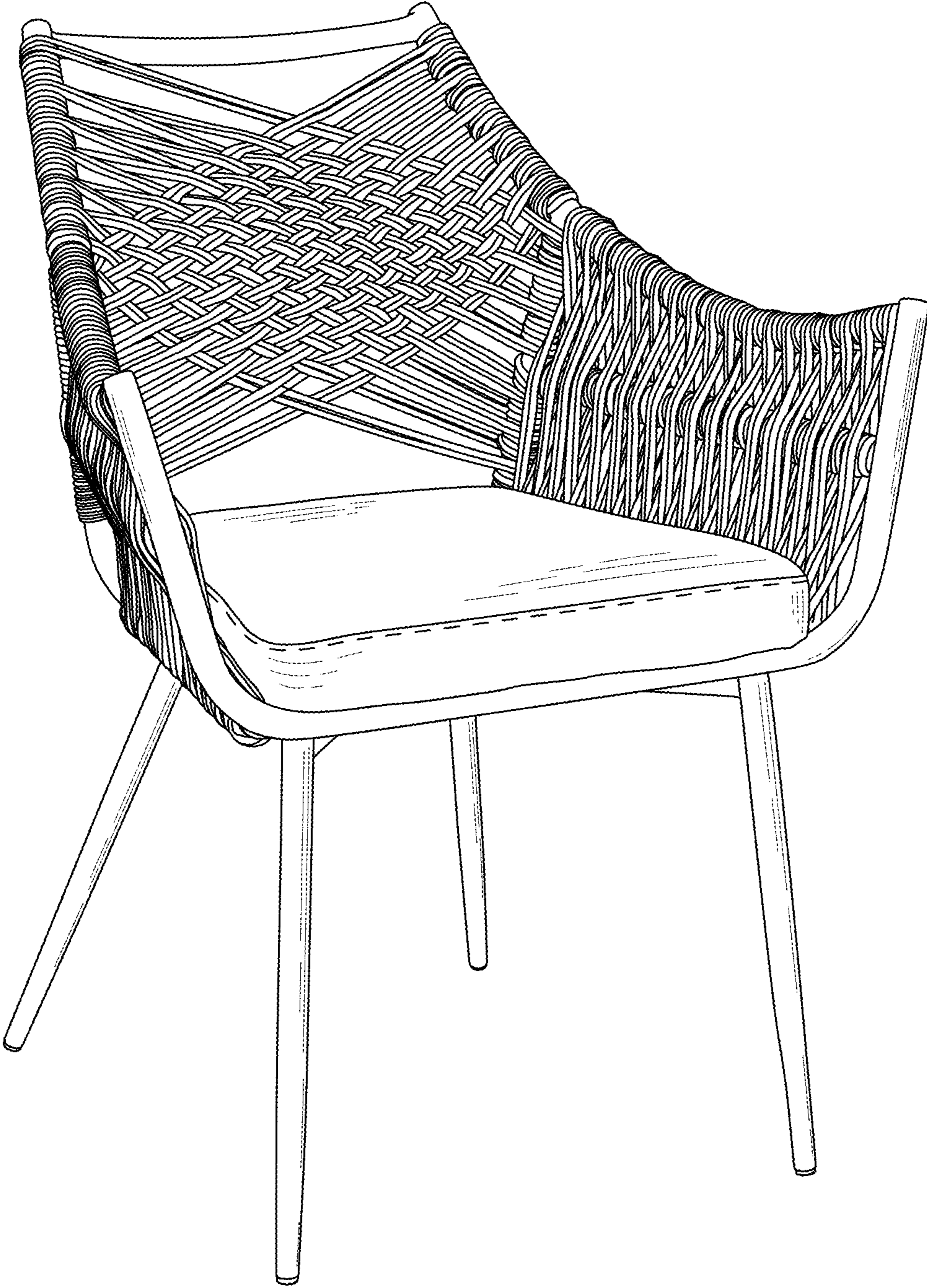


Fig.1



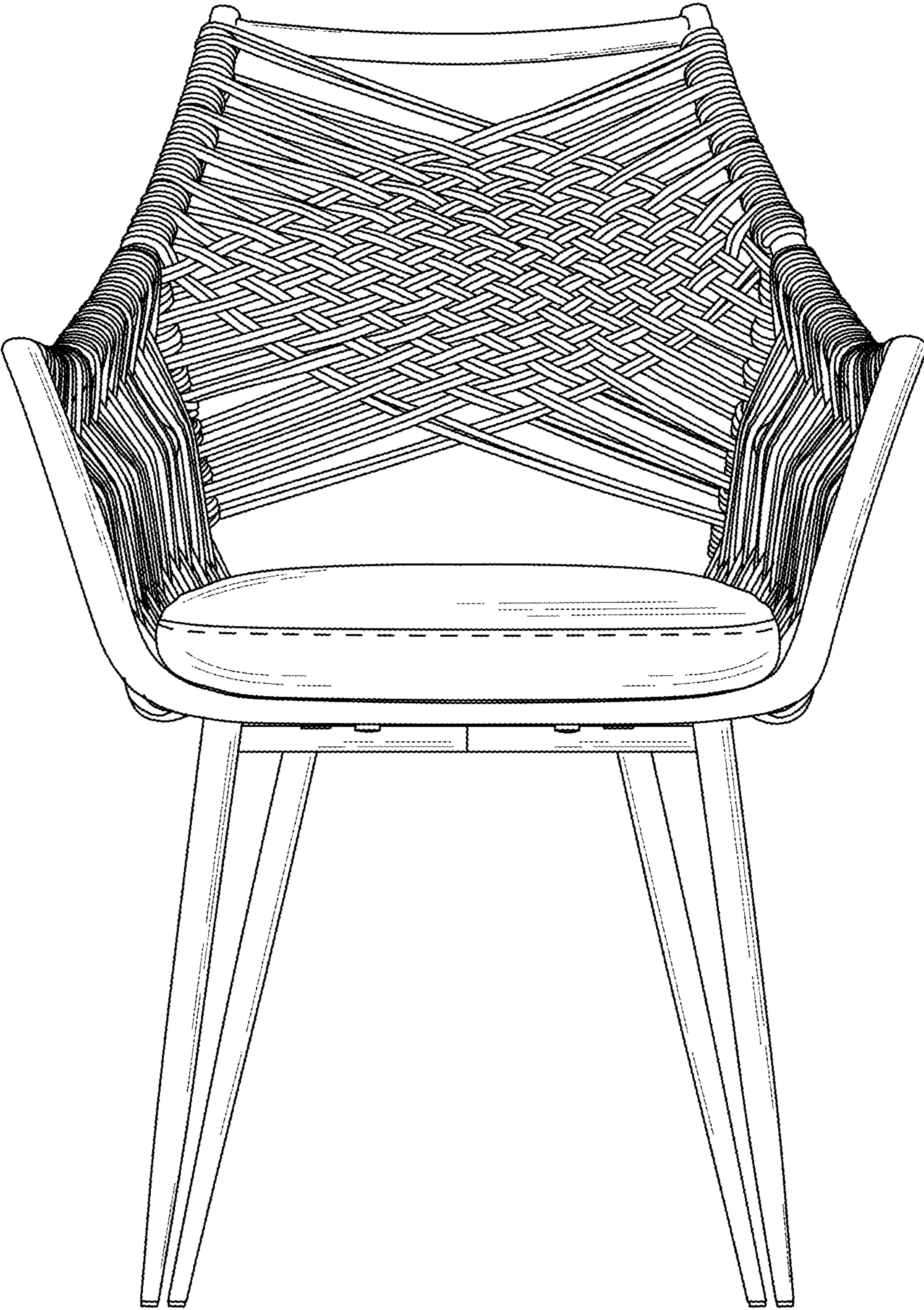


Fig.2

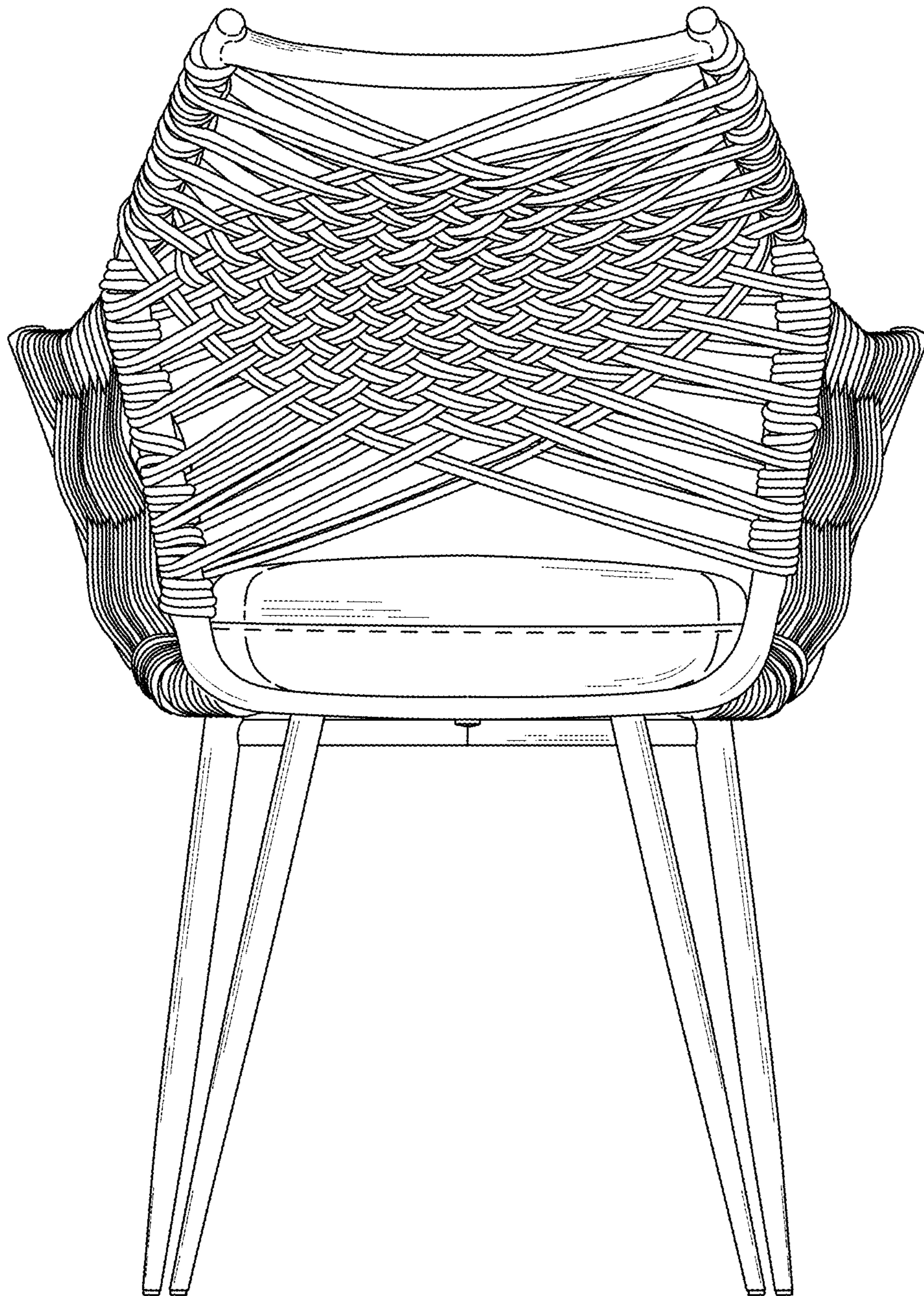


Fig.3



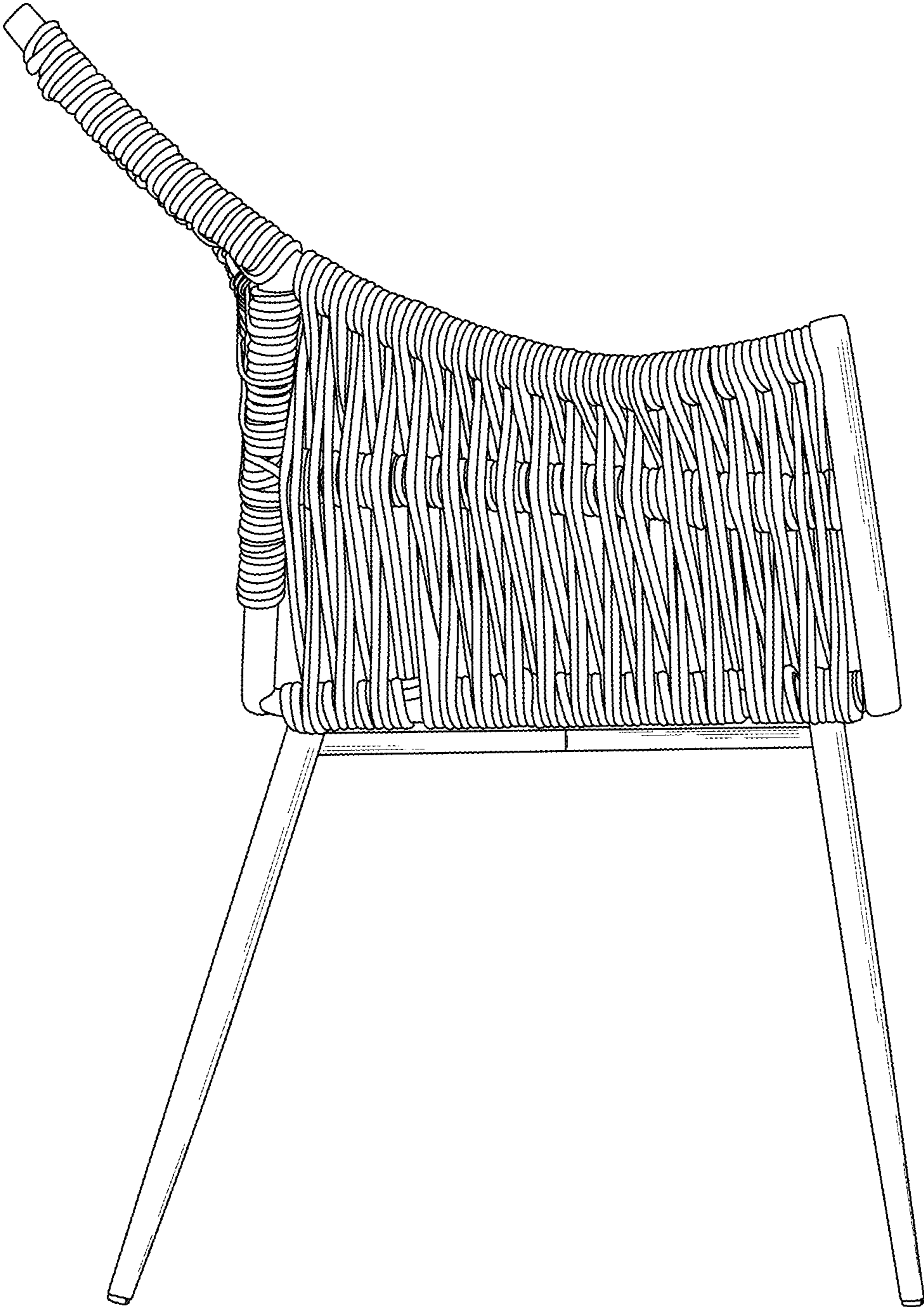


Fig.4

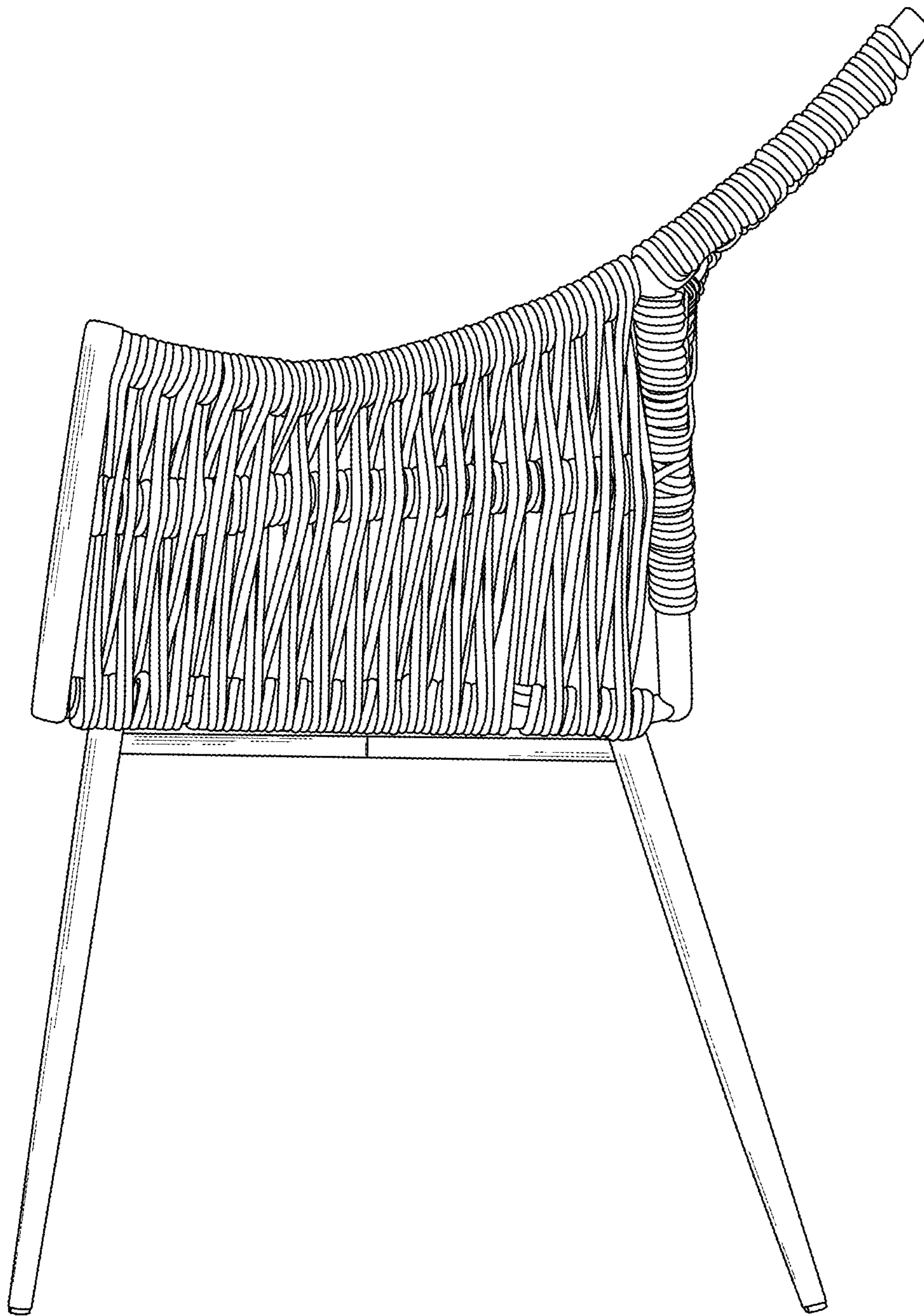


Fig.5

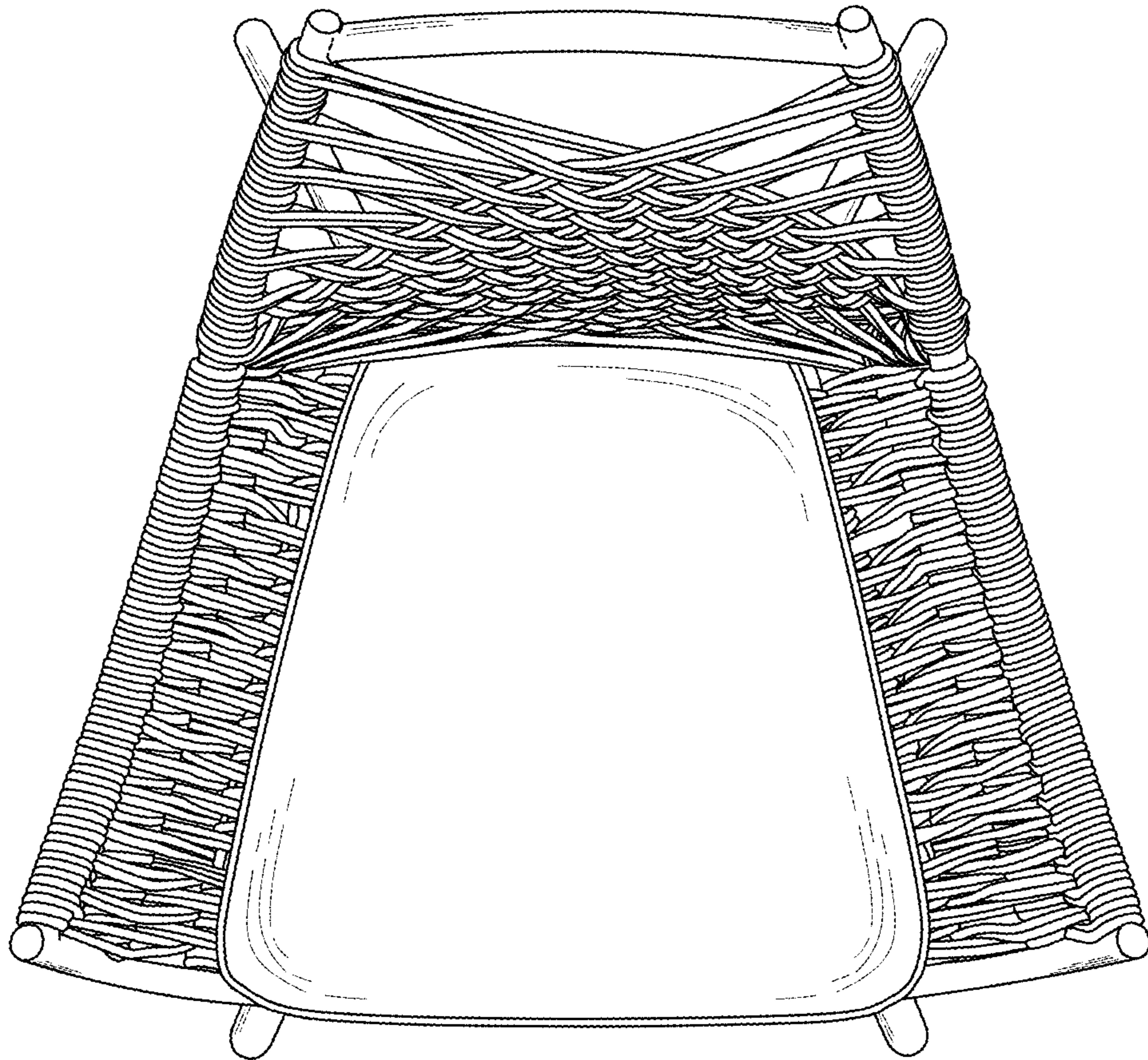


Fig.6



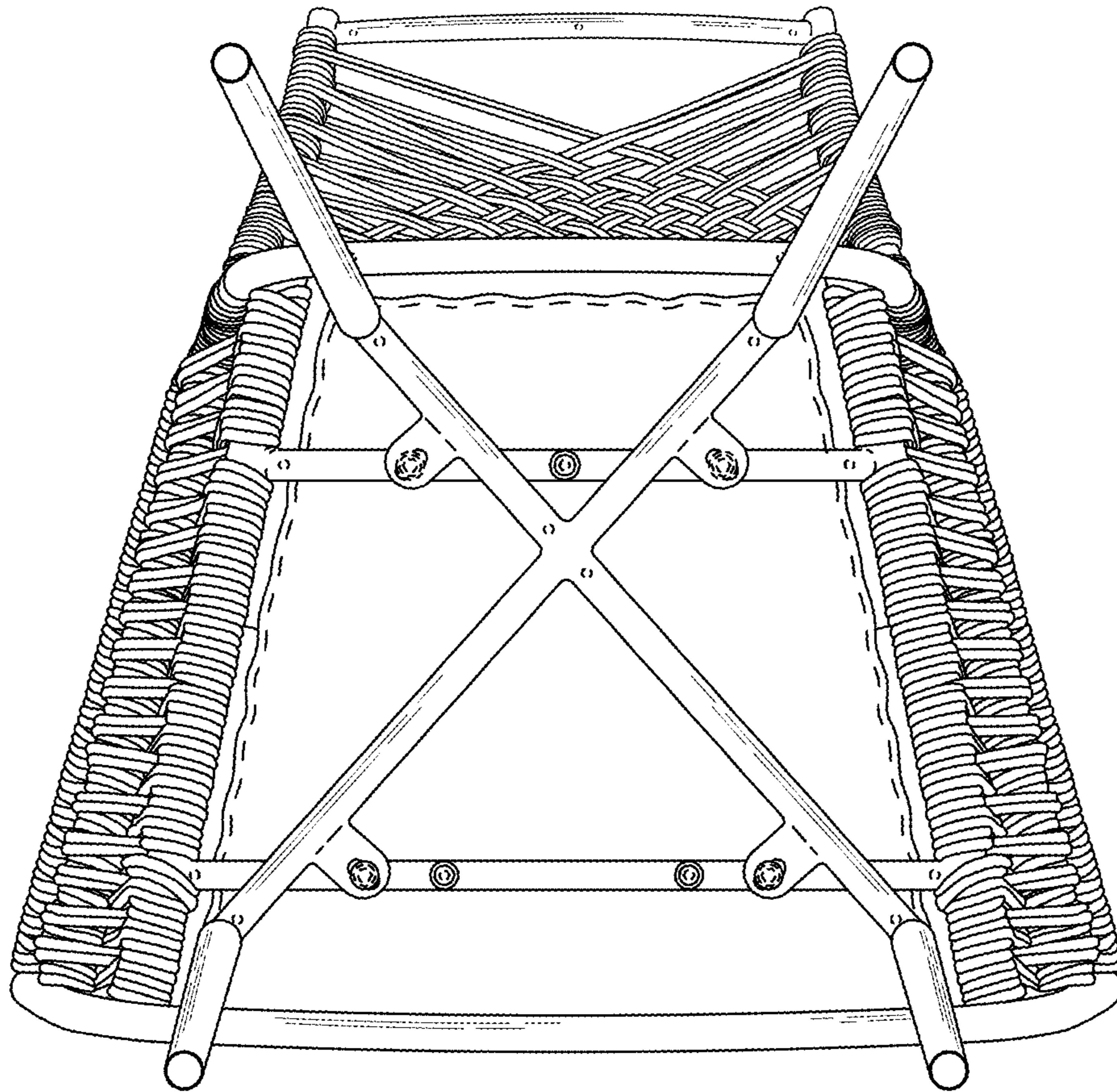


Fig. 7